

# Asymptotic Padé Approximant Predictions: up to Five Loops in QCD and SQCD

**J. Ellis**

*Theory Division, CERN, CH-1211 Geneva 23, Switzerland*  
e-mail: John.Ellis@cern.ch

**I. Jack, D.R.T. Jones**

*Dept. of Mathematical Sciences, University of Liverpool, Liverpool L69 3BX, UK*  
e-mail: dij@amtp.liv.ac.uk and drtj@amtp.liv.ac.uk

**M. Karliner**

*Raymond and Beverly Sackler Faculty of Exact Sciences*  
*School of Physics and Astronomy, Tel-Aviv University, 69978 Tel-Aviv, Israel*  
e-mail: marek@vm.tau.ac.il

**M.A. Samuel**<sup>1</sup>

*Dept. of Physics, Oklahoma State University, Stillwater, Oklahoma 74078, USA*  
*and*  
*SLAC, Stanford University, Stanford, California 94309, USA*

We use Asymptotic Padé Approximants (APAP's) to predict the four- and five-loop  $\beta$  functions in QCD and  $N = 1$  supersymmetric QCD (SQCD), as well as the quark mass anomalous dimensions in Abelian and non-Abelian gauge theories. We show how the accuracy of our previous  $\beta$ -function predictions at the four-loop level may be further improved by using estimators weighted over negative numbers of flavours (WAPAP's). The accuracy of the improved four-loop results encourages confidence in the new five-loop  $\beta$ -function predictions that we present. However, the WAPAP approach does not provide improved results for the anomalous mass dimension, or for Abelian theories.

October 1997

---

<sup>1</sup> Deceased

## 1. Introduction

One of the greatest challenges in QCD is the calculation of higher orders in perturbation theory. Phenomenologically, these are important because the relatively large value of  $\alpha_s$  at accessible energies implies that many orders of perturbation theory are required in order to make precise quantitative tests. Theoretically, one expects the coefficients of the perturbative series for many QCD quantities to diverge factorially, and the rates of these divergences may cast light on issues in nonperturbative QCD, such as the existence and magnitudes of condensates and higher-twist effects [1]

On the other hand, whilst progress in the exact calculations of higher-order terms in perturbative QCD series has been startling, with many new multi-loop results having recently become available [2], existing perturbative techniques may not enable much further progress in exact calculations to be made in the near future. Thus various approximate techniques and numerical estimates may have a useful rôle to play. Among these, one may mention exact calculations of certain perturbative coefficients in the large- $N_F$  limit, and the emerging lore of renormalons [1]. Also of potential use in QCD are Padé Approximants (PA's), as described in section 2 of this paper, which have previously demonstrated their utility in applications to problems in condensed-matter physics and statistical mechanics [3]. In recent years, these have been applied to obtain successful numerical predictions in various quantum field theories, including QCD, and justifications for some of these successes have been found in some mathematical theorems [4] on the convergence and renormalization-scale invariance of PA's. These theorems apply, in particular, to perturbative QCD series dominated by renormalon singularities, and in the large- $\beta_0$  limit.

Based on these theorems, a new method was introduced [5] for estimating the next-order coefficients in perturbative quantum field theory series on the basis of the known lower-order results and plausible conjectures on the likely high-order behaviour of the series, as also reviewed in section 2. This method “corrects” the conventional Padé Approximant Prediction (PAP) of the next term in the series by using an asymptotic error formula, providing improved predictions that we call Asymptotic Padé Approximant Predictions (APAP's).

APAP's have already provided successful predictions for the perturbative coefficients in the subsequent calculation of the four-loop  $\beta$  function in QCD, as discussed in section 3, and have also provided interesting results in  $N = 1$  supersymmetric QCD (SQCD) [6]. The purpose of this paper is to provide a more complete account of these predictions, to

show how their accuracy may be improved in certain cases by a judicious weighting over negative numbers of flavours  $N_F$ , and to extend these predictions to five loops in QCD in sections 5 and to SQCD in section 6. We also discuss analogous predictions for the QCD anomalous quark mass dimension in section 7, where “regular” APAP gives very good results, but the new weighting method does not improve matters. In section 8 we consider Abelian gauge theories, with less successful results.

Before deriving these predictions, there is a technical issue which should be clarified, that may also illuminate an interesting physics point. As a general rule,  $\beta$  functions are scheme-dependent beyond one loop, and a theory with a single perturbative coupling constant  $g$ , such as QCD, is scheme-dependent beyond two loops, if one considers analytic redefinitions of  $g$ . In particular, the QCD  $\beta$  function can be transformed to zero beyond two loops, by making a suitable choice of renormalization scheme <sup>2</sup>. In our analysis of QCD, we use the  $\overline{MS}$  scheme, and in  $N = 1$  SQCD we favour the DRED scheme <sup>3</sup>. The successes of the APAP procedure indicate that asymptotia and the convergence of PAP’s are remarkably precocious in these schemes. In the SQCD case, there exists an alternative scheme (NSVZ) [7], associated with the Wilsonian action, in which there is an all-orders relation between  $\beta_g$  and the quark anomalous dimension  $\gamma_q$ . The NSVZ scheme differs perturbatively from DRED [8], and therefore provides a distinct test for the APAP method. We compare predictions for  $\beta_g$  in both DRED and NSVZ, finding that they are less compelling in the latter case: perhaps minimal subtraction schemes are more amenable to Padé techniques? If so, it would be interesting to fathom the reason. As already noted, these techniques are not so successful for the quark mass anomalous dimension, or for Abelian theories. Perhaps these instances also provide clues when and why the Padé magic works.

## 2. Formalism

We start by recalling relevant aspects of the formalism for PA’s and APAP’s, and establishing our notation. For a generic perturbative series

$$S(x) = \sum_{n=0}^{N_{max}} S_n x^n, \tag{2.1}$$

---

<sup>2</sup> In fact, it can even be transformed to zero beyond *one* loop by a non-analytic redefinition of  $g$  involving  $\ln g$ : such redefinitions are associated with the Wilsonian action in supersymmetric theories.

<sup>3</sup> We recall that DRED corresponds to minimal subtraction in conjunction with regularisation by dimensional reduction.

the Padé approximant  $[N/M](x)$  is given by [3]

$$[N/M] = \frac{a_0 + a_1x + \cdots + a_Nx^N}{b_0 + b_1x + \cdots + b_Mx^M} \quad (2.2)$$

with  $b_0 = 1$ , and the other coefficients chosen so that

$$[N/M] = S + O(x^{N+M+1}). \quad (2.3)$$

The coefficient of the  $x^{N+M+1}$  term in (2.3) is the PAP estimate  $S_{N+M+1}^{\text{PAP}}$  of  $S_{N+M+1}$ . If the perturbative coefficients  $S_n$  diverge as  $n!$  for large  $n$ , it is possible to show [4] that the relative error

$$\delta_{N+M+1} \equiv \frac{S_{N+M+1}^{\text{PAP}} - S_{N+M+1}}{S_{N+M+1}} \quad (2.4)$$

has the asymptotic form

$$\delta_{N+M+1} \simeq -\frac{M!\mathcal{A}^M}{L_{[N/M]}^M} \quad (2.5)$$

as  $N \rightarrow \infty$ , for fixed  $M$ , where

$$L_{[N/M]} = N + M + aM + b \quad (2.6)$$

and  $\mathcal{A}, a, b$  are constants. This theorem not only guarantees the convergence of the PAP's, but also specifies the asymptotic form of the corrections.

The idea of APAP's is to fit the magnitude of this asymptotic correction using the known low-order perturbative coefficients, and apply the resulting numerical correction to the naïve PAP's. In the applications discussed in this paper, we work with  $[0/1]$ ,  $[1/1]$  and  $[2/1]$  PA's, so that  $M = 1$  throughout. For example, four-loop predictions are obtained as follows. In the case  $N_{max} = 2$ , the  $[1/1]$  Padé leads to the naïve PAP  $S_3^{\text{PAP}} = S_2^2/S_1$ . The improved APAP estimate is then given by

$$S_3^{\text{APAP}} = \frac{S_3^{\text{PAP}}}{1 + \delta_3}, \quad (2.7)$$

where, motivated by its appropriateness in  $\phi^4$  field theory, we choose  $a + b = 0$  in the QCD application discussed in the next section, and  $\mathcal{A}$  is then determined by comparing  $S_2$  to  $S_2^{\text{PAP}} = S_1^2/S_0$ . Alternatively, we could have chosen a value of  $\mathcal{A}$  and determined  $a + b$  from  $\delta_2$ . However, as we shall see, when we go to five loops, knowledge of  $\delta_2$  and  $\delta_3$  enables us to fit both  $\mathcal{A}$  and  $a + b$  simultaneously.

### 3. Application to the Four-Loop $\beta$ Function in QCD

The APAP method was applied in [5] to estimate the four-loop QCD  $\beta$  function coefficient  $\beta_3$ , on the basis of the lower-order terms

$$\begin{aligned}\beta_0 &= \frac{11}{3}C_A - \frac{4}{3}T_F N_F, \\ \beta_1 &= \frac{34}{3}C_A^2 - 4C_F T_F N_F - \frac{20}{3}C_A T_F N_F, \\ \beta_2 &= \frac{2857}{54}C_A^3 + N_F \left[ 2C_F^2 T_F - \frac{205}{9}C_F C_A T_F - \frac{1415}{27}C_A^2 T_F \right] \\ &\quad + N_F^2 \left[ \frac{44}{9}C_F T_F^2 + \frac{158}{27}C_A T_F^2 \right],\end{aligned}\tag{3.1}$$

known before the appearance of the explicit four-loop calculation [9]. The quadratic Casimir coefficients  $C_A$  and  $C_F$  for the adjoint and fundamental representations are given for the case of  $SU(N_C)$  by

$$C_A = N_C, \quad C_F = \frac{N_C^2 - 1}{2N_C},\tag{3.2}$$

and we assume the standard normalisation so that  $T_F = \frac{1}{2}$ . We denote by  $N_A$  the number of group generators, so that for  $SU(N_C)$  we have  $N_A = N_C^2 - 1$ .

We recall that  $\beta_3$  is a polynomial in the number of flavours  $N_F$ :

$$\beta_3 = A_3 + B_3 N_F + C_3 N_F^2 + D_3 N_F^3,\tag{3.3}$$

where  $D_3 = 1.499$  (for  $N_C = 3$ ) was already known from large- $N_F$  calculations. To justify applying the estimate (2.5), we assume that the  $\beta_n \sim n!$  for large  $n$ , as discussed in [5]. The predictions for  $A_3, B_3, C_3$  resulting from fitting the APAP results for  $0 \leq N_F \leq 4$  to a polynomial of the form (2.5) are compared to the exact results in the first columns of Table I.

The exact four-loop coefficient of the QCD  $\beta$  function for  $N_C$  colours is taken from the calculation of [9], which was published after the APAP estimate:

$$\begin{aligned}\beta_3 &= C_A^4 \left( \frac{150653}{486} - \frac{44}{9}\zeta_3 \right) + \frac{d_A^{abcd} d_A^{abcd}}{N_A} \left( -\frac{80}{9} + \frac{704}{3}\zeta_3 \right) \\ &\quad + N_F \left[ C_A^3 T_F \left( -\frac{39143}{81} + \frac{136}{3}\zeta_3 \right) + C_A^2 C_F T_F \left( \frac{7073}{243} - \frac{656}{9}\zeta_3 \right) \right. \\ &\quad \left. + C_A C_F^2 T_F \left( -\frac{4204}{27} + \frac{352}{9}\zeta_3 \right) + 46C_F^3 T_F + \frac{d_F^{abcd} d_A^{abcd}}{N_A} \left( \frac{512}{9} - \frac{1664}{3}\zeta_3 \right) \right] \\ &\quad + N_F^2 \left[ C_A^2 T_F^2 \left( \frac{7930}{81} + \frac{224}{9}\zeta_3 \right) + C_F^2 T_F^2 \left( \frac{1352}{27} - \frac{704}{9}\zeta_3 \right) + C_A C_F T_F^2 \left( \frac{17152}{243} + \frac{448}{9}\zeta_3 \right) \right. \\ &\quad \left. + \frac{d_F^{abcd} d_F^{abcd}}{N_A} \left( -\frac{704}{9} + \frac{512}{3}\zeta_3 \right) \right] + N_F^3 \left[ \frac{424}{243}C_A T_F^3 + \frac{1232}{243}C_F T_F^3 \right],\end{aligned}\tag{3.4}$$

where  $\zeta_3 \equiv \zeta(3) = 1.2020569\dots$ . The quartic Casimir coefficients in (3.4) are given for  $SU(N_C)$  by

$$\begin{aligned} d_A^{abcd} d_A^{abcd} &= \frac{N_C^2(N_C^2 - 1)(N_C^2 + 36)}{24}, & d_F^{abcd} d_A^{abcd} &= \frac{N_C(N_C^2 - 1)(N_C^2 + 6)}{48}, \\ d_F^{abcd} d_F^{abcd} &= \frac{(N_C^2 - 1)(N_C^4 - 6N_C^2 + 18)}{96N_C^2}. \end{aligned} \quad (3.5)$$

For  $N_C = 3$  one obtains

$$\beta_3 \approx 29243.0 - 6946.30N_F + 405.089N_F^2 + 1.49931N_F^3, \quad (3.6)$$

whereas  $\beta_3$  is given by the coefficients shown in Table I when one omits the quartic Casimir contributions.

These quartic Casimir terms appear for the first time at four-loop order. They are analogous to the light-by-light scattering terms in  $(g-2)_\mu$ , and PA-based techniques cannot estimate them on the basis of lower-order terms with different group-theoretical factors. Such terms are known to be important in  $(g-2)_\mu$ , but were relatively unimportant in previous perturbative QCD applications. In the case of  $\beta_3$ , they turn out to be about 15 to 20 % for small  $N_F$ , but are non-negligible for  $N_F \sim 5$ . Setting these terms aside, the agreement between the predictions of [5] and the exact results of [9] is remarkable. The predictions we present in the rest of this paper should all be understood as applying to perturbative coefficients without the higher-order analogues of such quartic Casimir terms.

	APAP	EXACT	% DIFF	WAPAP	% DIFF
$A_3$	23,600(900)	24,633	-4.20(3.70)	24,606	-0.11
$B_3$	-6,400(200)	-6,375	-0.39(3.14)	-6,374	-0.02
$C_3$	350(70)	398.5	-12.2(17.6)	402.5	-1.00
$D_3$	input	1.499	-	input	-

Table I: Exact four-loop results for the QCD  $\beta$  function, compared with the original APAP's in the first column, and improved APAP's obtained from a weighted average over negative  $N_F$  (WAPAP), as discussed in the text. The numbers in parenthesis are the error estimates from [5].

Following [5], the same APAP method was applied in [6] to estimate the four-loop  $\beta$  function in SQCD. The agreement with known results was again encouraging, and the APAP provided a prediction  $\alpha \approx 2.4$  for the unknown constant [8] in the four-loop SQCD  $\beta$  function, as discussed also in section 5.

#### 4. Weighted APAP's in QCD

Before going on to make new predictions for QCD and SQCD at the five-loop level, we first draw attention to a refinement that offers an improvement on APAP's in the four-loop QCD case. As can be seen in Table I, the signs of the coefficients  $A_3, B_3, C_3$  alternate. A corollary of this is that the APAP predictions for  $N_F \sim 5$  are sensitive to cancellations and relatively inaccurate. Conversely, the numerical analysis is relatively stable for (fictitious)  $N_F < 0$ . We have observed empirically that more accurate predictions for the coefficients  $A_3, B_3$  and  $C_3$  are obtained if one makes polynomial fits for some range of *negative* values of  $N_F$ . Is there some systematic procedure that exploits this observation? The following is one method we have explored.

We choose a range  $-N_F^{max} \leq N_F \leq 0$  over which we fit values of  $\mathcal{A}$  using the APAP formulae of the previous section, and we determine the arithmetic mean of the corresponding values of  $\mathcal{A}$ . We use this mean value of  $\mathcal{A}$  to estimate  $\beta_3$  for each of the chosen values of  $N_F$ , and fit to the polynomial form (3.3). We hypothesize that the most accurate results for the coefficients  $A_3, B_3, C_3$  may be obtained when they contribute with equal weights to the fit: certainly, one cannot expect that any coefficient that has a small weight in the fit will be estimated reliably. For given  $N_F^{max}$ , the overall weights in the fit are  $A_3$ ,  $B_3 N_F^{max}/2$  and  $C_3 N_F^{max}(2N_F^{max} + 1)/6$ . We then estimate  $B_3$  as follows. We take the two values of  $B_3$  corresponding to the values of  $N_F^{max}$  for which the  $A_3$  and  $B_3$  weights are most nearly equal. Let us call these values of  $B_3$ ,  $B_3^{(1)}$  and  $B_3^{(2)}$ , and the corresponding weights  $B_3^{W(1)}$  and  $B_3^{W(2)}$ . Our prediction for  $B_3$  is then

$$B_3 = \frac{\Delta_2 B_3^{(1)} + \Delta_1 B_3^{(2)}}{\Delta_1 + \Delta_2}, \quad (4.1)$$

where  $\Delta_{1,2} = |B_3^{W(1,2)} - A_3^{W(1,2)}|$ . We estimate  $C_3$  in similar fashion. Both the  $B_3$  calculation and the  $C_3$  calculation yield a result for  $A_3$ , obtained as in (4.1) : we take as our prediction for  $A_3$  the mean of these two values.

Table I shows in the column labelled WAPAP the results we obtain using this procedure. We see that the latter are significantly more accurate than the ones obtained using the APAP's for  $0 \leq N_F \leq 4$ . The values of  $N_F^{max}$  selected by WAPAP are 7, 8 for  $B_3$  and 13, 14 for  $C_3$ .

Table II compares the WAPAP predictions obtained in this way with the known exact results (omitting quartic Casimir contributions) in QCD for various values of  $N_C$ . The agreement is certainly impressive, even compared with the APAP results shown in Table I. Since the numerical value of the coefficient  $C_3$  is relatively small, corresponding (in the case  $N_C = 3$ ) to the relatively large value  $N_F^{max} = 14$  mentioned above, it is perhaps not surprising that the percentage error in the estimate of this coefficient is larger than for either  $A_3$  or  $B_3$ .

Figure 1 displays graphically our resulting predictions for  $\beta_3$ , as a function of  $N_F$  for the most interesting case  $N_C = 3$ . We plot the percentage relative errors obtained using various APAP-based estimation schemes: naive APAP's fitted with positive  $N_F \leq 4$  (diamonds), naive APAP's fitted with negative  $N_F \geq -4$ , WAPAP's compared to the exact value of  $\beta_3$  including quartic Casimir terms, and WAPAP's compared to  $\beta_3$  without quartic Casimir terms (crosses). We see that the latter are the most accurate for  $\beta_3$  in QCD. In Figure 2 we show the error in the WAPAP prediction for  $\beta_3$  as a function of  $N_F$ , for  $N_C = 3, 4, 5, 6, 7$  and 10, once again omitting quartic Casimir terms from the exact result. The accuracy of these predictions is our best evidence for believing in the utility of the WAPAP method.

To anticipate the obvious question: we have explored whether this WAPAP procedure gives significantly better results than the conventional APAP's for the other perturbative series considered in this paper, namely the SQCD  $\beta$  function and the anomalous dimension of the quark mass. As we discuss in sections 7 and 8, the remarkable success of the method at four loops is not repeated for other cases, but there is distinct evidence (provided by large- $N_F$ -expansion results) that WAPAP leads to more reliable predictions at five loops. However, we feel that the results in Tables I and II already provide ample motivation for the QCD WAPAP calculation of  $\beta_4$  described in the next section.



	WAPAP	exact	% error
$N_C = 2$			
$A_3$	$4.88 \times 10^3$	4,866	0.42
$B_3$	$-1.86 \times 10^3$	-1,854	0.48
$C_3$	174	170.5	2.0
$N_C = 3$			
$A_3$	$2.467 \times 10^4$	24,633	0.13
$B_3$	$-6.383 \times 10^3$	-6,375	0.13
$C_3$	405	398.5	1.6
$N_C = 4$			
$A_3$	$7.790 \times 10^4$	77,852	0.06
$B_3$	$-1.521 \times 10^4$	-15,210	0.03
$C_3$	729	717.2	1.6
$N_C = 5$			
$A_3$	$1.901 \times 10^5$	190,068	0.04
$B_3$	$-2.976 \times 10^4$	-29,800	-0.12
$C_3$	$1.14 \times 10^3$	1,127	1.6
$N_C = 6$			
$A_3$	$3.943 \times 10^5$	394,125	0.03
$B_3$	$-5.149 \times 10^4$	-51,580	-0.17
$C_3$	$1.65 \times 10^3$	1,627.5	1.6
$N_C = 10$			
$A_3$	$3.043 \times 10^6$	3,041,089	0.05
$B_3$	$-2.388 \times 10^5$	-239,384	-0.25
$C_3$	$4.62 \times 10^3$	4,540	1.7

Table II: Comparison of WAPAP and exact results for the exact 4-loop  $\beta$  function in QCD (omitting quartic Casimir terms), for various values of  $N_C$ .

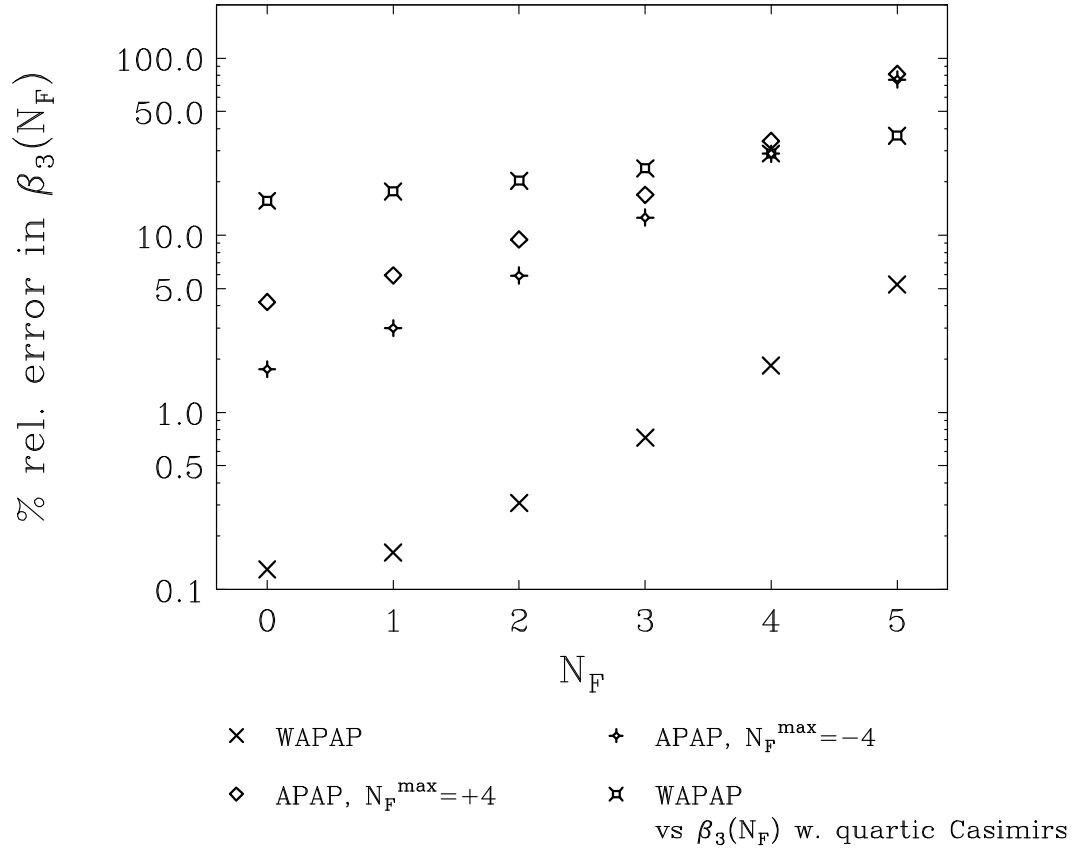


Fig. 1: Predictions for  $\beta_3$ , as function of  $N_F$ , for  $N_C = 3$ . The percentage relative errors are obtained using various APAP-based estimation schemes: naive APAP's fitted with positive  $N_F \leq 4$  (diamonds), naive APAP's fitted with negative  $N_F \geq -4$ , WAPAP's compared to the exact value of  $\beta_3$  including quartic Casimir terms, and WAPAP's compared to  $\beta_3$  without quartic Casimir terms (crosses).

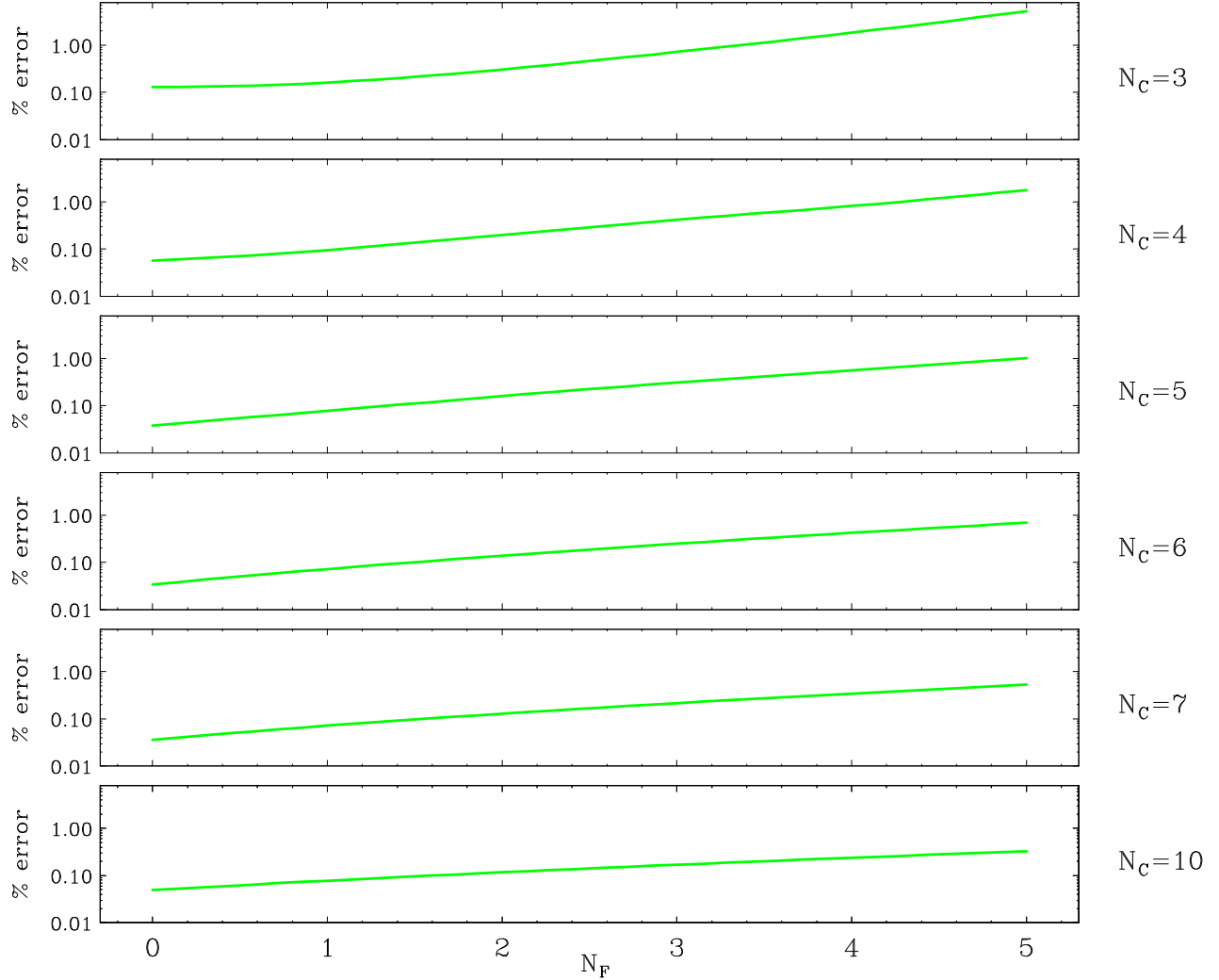


Fig. 2: The percentage relative errors in the WAPAP prediction for  $\beta_3$  (compared to the exact result with quartic Casimir terms omitted), plotted vs.  $N_F$  for  $N_C = 3, 4, 5, 6, 7, 10$ .

## 5. Five-Loop Predictions in QCD

We now outline the application of the APAP method to estimate the five-loop  $\beta$  function coefficients  $\beta_4$  in QCD, using our knowledge of the corresponding  $\beta_0$  to  $\beta_3$ . The standard [2, 1] Padé leads to the estimate

$$\beta_4^{\text{PAP}} = \frac{\beta_3^2}{\beta_2}. \quad (5.1)$$

This is then corrected in a similar fashion to Eq. (2.7):

$$\beta_4^{\text{APAP}} = \frac{\beta_4^{\text{PAP}}}{1 + \delta_4}, \quad (5.2)$$

where, according to Eqs. (2.5), (2.6),  $\delta_4$  is given asymptotically by

$$\delta_4 = -\frac{\mathcal{A}}{L_{[2/1]}} = -\frac{\mathcal{A}}{3 + a + b}. \quad (5.3)$$

To estimate  $\delta_4$  we therefore need to know both  $\mathcal{A}$  and  $a+b$ . These can be deduced from the lower-order relative errors  $\delta_2$  and  $\delta_3$ , as defined in (2.4) for which we use the asymptotic estimates (2.5):

$$\frac{\mathcal{A}}{\delta_2} = -(1 + a + b), \quad \frac{\mathcal{A}}{\delta_3} = -(2 + a + b) \quad (5.4)$$

from which we obtain  $\mathcal{A}$  and  $a + b$ <sup>4</sup>.

We now calculate the WAPAP for the five-loop QCD  $\beta$  function, which we parametrise as

$$\beta_4 = A_4 + B_4 N_F + C_4 N_F^2 + D_4 N_F^3 + E_4 N_F^4. \quad (5.5)$$

Once again we can input the coefficient of the highest power in  $N_F$ , which is given in this case by [10]:

$$E_4 = -4T_F^4 [(288\zeta(3) + 214)C_F + (480\zeta(3) - 229)C_A] / 243. \quad (5.6)$$

using which we obtain the five-loop results shown in Table III.

---

<sup>4</sup> The fitted value of  $a + b$  is not necessarily close to the value zero assumed in the estimate of  $\beta_3$  in QCD.

$N_C$	2	3	4	5	10
$A_4(\text{w. Q})$	$1.48 \times 10^5$	$7.59 \times 10^5$	$2.77 \times 10^6$	$7.92 \times 10^6$	$2.31 \times 10^8$
$A_4(\text{w/o Q})$	$6.41 \times 10^4$	$4.88 \times 10^5$	$2.06 \times 10^6$	$6.28 \times 10^6$	$2.01 \times 10^8$
$B_4(\text{w. Q})$	$-5.51 \times 10^4$	$-2.19 \times 10^5$	$-6.39 \times 10^5$	$-1.50 \times 10^6$	$-2.28 \times 10^7$
$B_4(\text{w/o Q})$	$-3.04 \times 10^4$	$-1.56 \times 10^5$	$-4.97 \times 10^5$	$-1.22 \times 10^6$	$-1.95 \times 10^7$
$C_4(\text{w. Q})$	$6.96 \times 10^3$	$2.05 \times 10^4$	$4.68 \times 10^4$	$9.00 \times 10^4$	$7.07 \times 10^5$
$C_4(\text{w/o Q})$	$4.69 \times 10^3$	$1.64 \times 10^4$	$3.93 \times 10^4$	$7.72 \times 10^4$	$6.23 \times 10^5$
$D_4(\text{w. Q})$	-21.8	-49.8	-89.8	-142	-575
$D_4(\text{w/o Q})$	-28.3	-60.5	-105	-163	-640
$E_4(\text{input})$	-1.15	-1.84	-2.51	-3.17	-6.43

Table III: WAPAP's for the five-loop QCD  $\beta$  function, calculated both with (w. Q) and without (w/o Q) the four-loop quartic Casimir terms in  $\beta_3$ . The values of  $N_F^{max}$  used range between 5 and 117 in the w. Q case, and between 4 and 108 in the w/o Q case, being largest for large  $N_C$  and for  $D_4$ .

Notice that in Table III we include results corresponding to both the inclusion (w. Q) and the omission (w/o Q) of the quartic Casimir contributions to the four-loop coefficients, obtained from (3.4). The former (latter) results should of course be compared with contributions including (excluding) such terms at five loops when (and if) such results become available. Of course, at five-loop order we may expect to encounter new higher-order Casimir terms, which should in any event be omitted in the comparison. We can only hope that such contributions are relatively unimportant, which is the case for the quartic terms in  $\beta_3$  for small  $N_F$ . We anticipate that the percentage errors of the w/o Q estimates of the non-quartic terms in the coefficients are likely to be the smallest, whereas the best estimate of the full coefficients may be provided by the w. Q estimates.

We show below the results obtained if we choose not to input the value of  $E_4$ , but rather predict that as well. As can be seen, the results for  $A_4$ ,  $B_4$  and  $C_4$ , in particular, are very stable. Moreover, the prediction for  $E_4$  is encouragingly close to the true value, considering the extreme smallness of  $E_4$  compared to  $A_4$ .

$N_C$	2	3	4	5	10
$A_4(\text{w. Q})$	$1.45 \times 10^5$	$7.51 \times 10^5$	$2.75 \times 10^6$	$7.87 \times 10^6$	$2.30 \times 10^8$
$A_4(\text{w/o Q})$	$6.38 \times 10^4$	$4.85 \times 10^5$	$2.05 \times 10^6$	$6.24 \times 10^6$	$2.00 \times 10^8$
$B_4(\text{w. Q})$	$-5.53 \times 10^4$	$-2.20 \times 10^5$	$-6.41 \times 10^5$	$-1.51 \times 10^6$	$-2.29 \times 10^7$
$B_4(\text{w/o Q})$	$-3.05 \times 10^4$	$-1.57 \times 10^5$	$-4.99 \times 10^5$	$-1.22 \times 10^6$	$-1.96 \times 10^7$
$C_4(\text{w. Q})$	$6.72 \times 10^3$	$1.97 \times 10^4$	$4.50 \times 10^4$	$8.66 \times 10^4$	$6.81 \times 10^5$
$C_4(\text{w/o Q})$	$4.52 \times 10^3$	$1.58 \times 10^4$	$3.79 \times 10^4$	$7.43 \times 10^4$	$5.99 \times 10^5$
$D_4(\text{w. Q})$	-28.3	-93.8	-226	-389	-1,730
$D_4(\text{w/o Q})$	-72.7	-163	-287	-446	-1,750
$E_4(\text{w. Q})$	-0.974	-2.03	-3.07	-4.06	-8.73
$E_4(\text{w/o Q})$	-1.61	-2.56	-3.45	-4.33	-8.64

Table IV: WAPAP's for the five-loop QCD  $\beta$  function, calculated with and without the four-loop quartic Casimir terms, but without inputting the known exact values of  $E_4$ . It is encouraging to compare the output values with the last row in Table III. The values of  $N_F^{max}$  used range between 5 and 81 in the w. Q case, and between 4 and 104 in the w/o Q case.

It is not possible to state precise errors for the type of prediction discussed in this paper. We gave in [5] certain estimates of the uncertainties, which turned out to be in the right ballpark if quartic Casimir terms are omitted in the comparison, as reported in Table I. The appearance of such new quartic terms is characteristic of the type of theoretical 'systematic error' that cannot be foreseen. In the case of our  $\beta_4$  predictions in QCD, we draw the reader's attention to the differences between the w. Q and w/o Q entries in Table III, and to the differences between these and the corresponding entries in Table IV, obtained without using the known values of  $E_4$  as inputs. The most accurate estimates of the full coefficients are likely to be the w. Q entries in Table III, but the uncertainties are unlikely to be smaller than these differences.

## 6. Five-Loop Predictions in $N = 1$ Supersymmetric QCD

We begin with the SQCD  $\beta$  function in the DRED regularisation scheme, where the

first four coefficients are given by [8]:

$$\beta_0 = 3N_C - N_F, \quad (6.1a)$$

$$\beta_1 = 6N_C^2 - \left[4N_C - \frac{2}{N_C}\right] N_F \quad (6.1b)$$

$$\beta_2 = 21N_C^3 - \left[21N_C^2 - \frac{2}{N_C^2} - 9\right] N_F - \left[\frac{3}{N_C} - 4N_C\right] N_F^2 \quad (6.1c)$$

$$\beta_3 = A_3 + B_3N_F + C_3N_F^2 + D_3N_F^3 \quad (6.1d)$$

where  $N_C$  is the number of colours, and

$$\begin{aligned} A_3 &= (6 + 36\alpha)N_C^4 \\ B_3 &= -36(1 + \alpha)N_C^3 + (34 + 12\alpha)N_C + \frac{8}{N_C} + \frac{4}{N_C^3} \\ C_3 &= \left(\frac{62}{3} + 2\kappa + 8\alpha\right)N_C^2 - \frac{100}{3} - 4\alpha - \frac{6\kappa - 20}{3N_C^2} \\ D_3 &= \frac{2}{3N_C}. \end{aligned} \quad (6.2)$$

Here  $\kappa = 6\zeta_3$  and  $\alpha$  is a constant which has not yet been calculated exactly. Notice that there are no quartic Casimir contributions in the SQCD case <sup>5</sup>. The APAP method was used in an earlier paper [6] to obtain the estimate  $\alpha \approx 2.4$ .

Proceeding now to five loops, we write

$$\beta_4 = A_4 + B_4N_F + C_4N_F^2 + D_4N_F^3 + E_4N_F^4. \quad (6.3)$$

As in the QCD case we can input the true value of  $E_4$  provided by a recent large  $N_F$  calculation [11], and given by

$$E_4 = -[2N_C\zeta_3 - (1 + 2\zeta_3)/(2N_C)]. \quad (6.4)$$

We choose to calculate the WAPAP predictions both with and without this input. This also enables us to explore the sensitivity of the resulting prediction for  $E_4$  to variations in

---

<sup>5</sup> Their absence may be understood as a consequence of the fact that the  $\beta$  function vanishes beyond one loop for an arbitrary  $N = 2$  supersymmetric theory. We are unable, however, to comment on the possible appearance of quartic and higher-order Casimir terms at the five-loop level.

$\alpha$ . Assuming  $\alpha = 2.4$ , we obtain the results shown in Table V, whereas the results with the known values of  $E_4$  not input are shown in Table VI. The qualitative agreement between the predicted values of  $E_4$  in the last row of Table VI and the exact values in Table V is good. We note that the WAPAP process is crucial for this agreement, in that the output  $E_4$  is quite sensitive to the value of  $N_F^{max}$  used, which is fixed by the WAPAP criterion. We see that the output values of  $A_4$ ,  $B_4$ ,  $C_4$  and  $D_4$  are quite stable, which is perhaps to be expected in view of the small numerical values of  $E_4$ . The differences between the results obtained with and without the input exact value of  $E_4$  provide some indication of the uncertainty in the predictions. We expect, naturally, the case with input  $E_4$  to be the more accurate.

$N_C$	2	3	4	5	10
$A_4$	$1.48 \times 10^4$	$1.13 \times 10^5$	$4.78 \times 10^5$	$1.46 \times 10^6$	$4.69 \times 10^7$
$B_4$	$-1.05 \times 10^4$	$-5.85 \times 10^4$	$-1.91 \times 10^5$	$-4.72 \times 10^5$	$-7.70 \times 10^6$
$C_4$	$3.25 \times 10^3$	$1.29 \times 10^4$	$3.21 \times 10^4$	$6.42 \times 10^4$	$5.29 \times 10^5$
$D_4$	-109	-307	-583	-936	$-3.87 \times 10^3$
$E_4(\text{input})$	-3.96	-6.64	-9.19	-11.7	-23.9

Table V: WAPAP's for the five-loop SQCD  $\beta$  function, assuming  $\alpha = 2.4$ . The values of  $N_F^{max}$  used range between 3 and 37.

$N_C$	2	3	4	5	10
$A_4$	$1.46 \times 10^4$	$1.12 \times 10^5$	$4.73 \times 10^5$	$1.45 \times 10^6$	$4.64 \times 10^7$
$B_4$	$-1.04 \times 10^4$	$-5.87 \times 10^4$	$-1.91 \times 10^5$	$-4.74 \times 10^5$	$-7.73 \times 10^6$
$C_4$	$3.16 \times 10^3$	$1.25 \times 10^4$	$3.11 \times 10^4$	$6.21 \times 10^4$	$5.12 \times 10^5$
$D_4$	-134	-400	-767	$-1.24 \times 10^3$	$-5.12 \times 10^3$
$E_4$	-2.44	-4.53	-6.33	-8.03	-16.1

Table VI: WAPAP's for the five-loop SQCD  $\beta$ -function, again assuming  $\alpha = 2.4$ , but without the exact values of  $E_4$  as input. The values of  $N_F^{max}$  used range between 4 and 61.



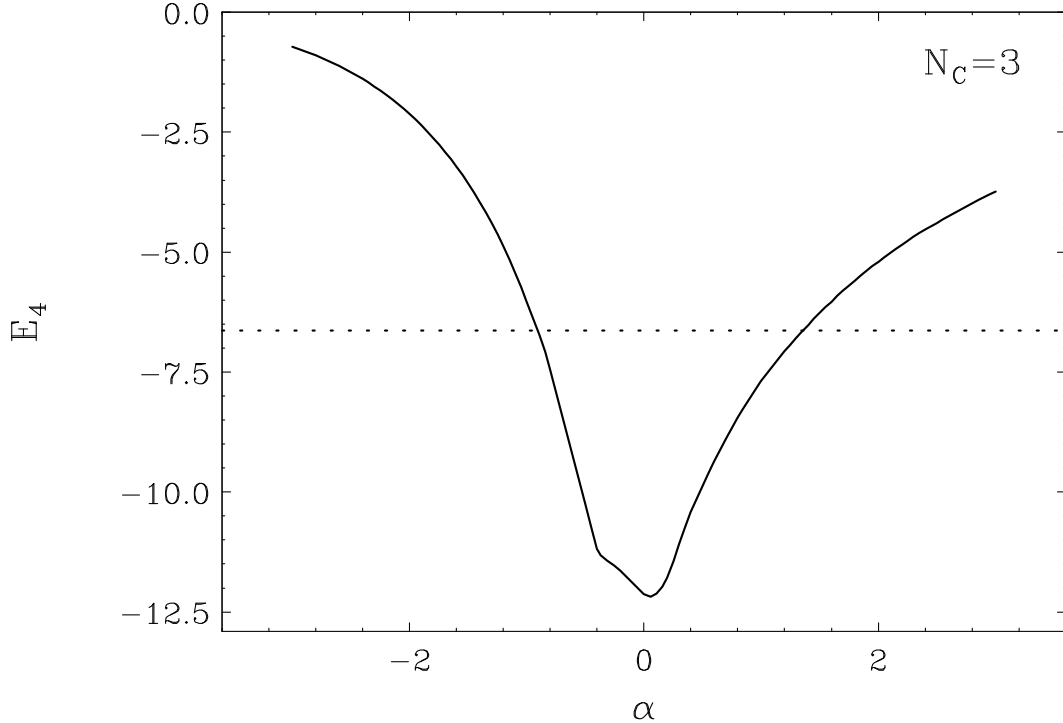


Fig. 3: The WAPAP result for  $E_4$  plotted against  $\alpha$ , for  $-3 < \alpha < 3$ .

The value  $\alpha = 2.4$  used above was itself based on an APAP calculation [6]. It behoves us, therefore, to explore the sensitivity of our results to the precise value of  $\alpha$ . In Fig. 3 we plot the WAPAP result for  $E_4$  against  $\alpha$ , for  $-3 < \alpha < 3$ . We see that for this range there are two values of  $\alpha$  corresponding to  $E_4 = E_4^{\text{exact}}$ , namely  $\alpha \approx -0.9$  and  $\alpha \approx 1.4$ . Given the fact that in general we would expect  $E_4$  to be the least-well determined coefficient, we consider this result to be reasonably consistent with our previous prediction that  $\alpha \approx 2.4$ . It should be noted that our predictions for  $A_4 \cdots D_4$  are also sensitive to the precise value of  $\alpha$ .

We turn now to the alternative NSVZ prescription for the SQCD  $\beta$ -function, given by the following exact formula [7] which relates  $\beta_g$  to the quark anomalous dimension,  $\gamma_q$ :

$$\beta_g^{\text{NSVZ}} = -\frac{g^3}{16\pi^2} \left[ \frac{N_F - 3N_C - 2N_F\gamma_q^{\text{NSVZ}}}{1 - 2N_C g^2 (16\pi^2)^{-1}} \right], \quad (6.5)$$

Note the overall minus sign, in accordance with our conventions here. Using (6.5) and the result for  $\gamma_q^{\text{NSVZ}}$  given in [8], we obtain:

$$\beta_0 = 3N_C - N_F, \quad (6.6a)$$

$$\beta_1 = 6N_C^2 - \left[4N_C - \frac{2}{N_C}\right] N_F \quad (6.6b)$$

$$\beta_2 = 12N_C^3 - \left[12N_C^2 - \frac{2}{N_C^2} - 6\right] N_F - \left[\frac{2}{N_C} - 2N_C\right] N_F^2 \quad (6.6c)$$

$$\beta_3 = A_3 + B_3 N_F + C_3 N_F^2 + D_3 N_F^3 \quad (6.6d)$$

where

$$\begin{aligned} A_3 &= 24N_C^4 \\ B_3 &= -40N_C^3 + 30N_C - \frac{2}{N_C} + \frac{4}{N_C^3} \\ C_3 &= (2\kappa + 14) N_C^2 - 24 - \frac{2\kappa - 10}{N_C^2} \\ D_3 &= 2N_C - \frac{2}{N_C}. \end{aligned} \quad (6.7)$$

In this case there is no undetermined parameter  $\alpha$ : we know [8]  $\gamma_q^{\text{NSVZ}}$  through three loops and hence  $\beta_g^{\text{NSVZ}}$  through four loops.

It is possible to argue [12] on the basis of the nature of the coupling-constant redefinition connecting the two schemes that  $\gamma_q^{\text{DRED}}$  and  $\gamma_q^{\text{NSVZ}}$  are the same at leading order in  $N_F$ . Hence, if as before we write

$$\beta_4 = A_4 + B_4 N_F + C_4 N_F^2 + D_4 N_F^3 + E_4 N_F^4, \quad (6.8)$$

we can find  $E_4$ , as we did in the DRED case, from the large- $N_F$  results in [11]. The result is:

$$E_4 = 2 [1 - 2\zeta(3)] (N_C - 1/N_C). \quad (6.9)$$

We also have, as is evident from (6.5), that  $A_4 = 48N_C^5$ , providing an additional check on our calculation<sup>6</sup>. Our WAPAP results are shown in the Tables VII and VIII, for the cases with and without  $E_4$  input. Also shown in the second row of Table VIII are the exact results for  $A_4$ .

---

<sup>6</sup> We could, of course, input *both*  $A_4$  and  $E_4$ , but we choose instead to compare the WAPAP results for all the five-loop coefficients with the corresponding ones with  $E_4$  input.

$N_C$	2	3	4	5	10
$A_4$	$1.68 \times 10^3$	$1.04 \times 10^4$	$4.44 \times 10^4$	$4.99 \times 10^5$	$4.42 \times 10^6$
$B_4$	$-1.25 \times 10^3$	$-7.87 \times 10^3$	$-2.63 \times 10^4$	$-6.56 \times 10^4$	$-1.08 \times 10^6$
$C_4$	750	$3.11 \times 10^3$	$7.87 \times 10^3$	$1.58 \times 10^4$	$1.32 \times 10^5$
$D_4$	-6.0	-90.1	-163	-516	-938
$E_4(\text{input})$	-4.21	-7.49	-10.5	-13.5	-27.8

Table VII: WAPAP's for the five-loop NSVZ  $\beta$  function, with the exact values of  $E_4$  used as input. The values of  $N_F^{max}$  used range between 3 and 26.

$N_C$	2	3	4	5	10
$A_4$	$1.49 \times 10^3$	$1.05 \times 10^4$	$4.33 \times 10^4$	$1.42 \times 10^5$	$4.45 \times 10^6$
$A_4(\text{exact})$	$1.536 \times 10^3$	$1.166 \times 10^4$	$4.915 \times 10^4$	$1.500 \times 10^5$	$4.800 \times 10^6$
$B_4$	$-1.13 \times 10^3$	$-7.80 \times 10^3$	$-2.65 \times 10^4$	$-6.64 \times 10^4$	$-1.09 \times 10^6$
$C_4$	612	$2.87 \times 10^3$	$7.35 \times 10^3$	$1.48 \times 10^4$	$1.23 \times 10^5$
$D_4$	-75.2	-241	-462	-742	-3060
$E_4$	-13.0	-13.3	-15.8	-27.9	-50.6

Table VIII: WAPAP's for the five-loop NSVZ  $\beta$ -function, with  $E_4$  not input. The values of  $N_F^{max}$  used range between 4 and 25.

We see that the WAPAP's are in general in good agreement with the exact result for  $A_4$  in the NSVZ scheme, at the 10% level. Although encouraging, these results are not quite as compelling as the ones for the DRED scheme. This is at first sight surprising, given the form of (6.5), which appears at first sight to be close to the rational function form of the PA's. However, as mentioned in the Introduction, perhaps minimal subtraction schemes are more amenable to Padé techniques. The anomalously poor result for  $A_4$  in Table VII is caused by the fact that the error  $\delta_4$  is close to  $-1$  in this case, for the  $N_F^{max}$  values corresponding to the determination of  $D_4$ . The reason the result for  $D_4$  is not also anomalously large is that the two values from which the weighted average is taken are both numerically large but with opposite signs. Thus we cannot rely on either the  $A_4$  or the  $D_4$  prediction for  $N_C = 5$ . With this exception,  $A_4$  comes out reasonably close to the exact

result. This means, of course that the predictions for  $B_4 \cdots D_4$  will not change much if we input  $A_4$  as well as  $E_4$ .

Analogously to the five-loop QCD case discussed in the previous section, we take the differences between the entries in Tables VII and VIII as lower limits on the possible uncertainties in our five-loop NSVZ predictions.

## 7. The Quark Mass Anomalous Dimension in QCD

We now consider the quark mass anomalous dimension  $\gamma$  in QCD, defined as

$$\gamma = \frac{d \ln m_q}{d \ln \mu^2} = -\gamma_0 a - \gamma_1 a^2 - \gamma_2 a^3 - \gamma_3 a^4 - \gamma_4 a^5 + O(a^6), \quad (7.1)$$

where  $a = \alpha_s/\pi$ . The 4-loop coefficient  $\gamma_3$  was recently computed in [13] [14] and the full exact results for the coefficients  $\gamma_n$  for  $n = 0, 1, 2, 3$  are given by

$$\begin{aligned} \gamma_0 &= \frac{1}{4} [3C_F] \\ \gamma_1 &= \frac{1}{16} \left[ \frac{3}{2} C_F^2 + \frac{97}{6} C_F C_A - \frac{10}{3} C_F T_F N_F \right] \\ \gamma_2 &= \frac{1}{64} \left[ \frac{129}{2} C_F^3 - \frac{129}{4} C_F^2 C_A + \frac{11413}{108} C_F C_A^2 \right. \\ &\quad \left. + C_F^2 T_F N_F (-46 + 48\zeta_3) + C_F C_A T_F N_F \left( -\frac{556}{27} - 48\zeta_3 \right) - \frac{140}{27} C_F T_F^2 N_F^2 \right] \\ \gamma_3 &= \frac{1}{256} \left[ C_F^4 \left( -\frac{1261}{8} - 336\zeta_3 \right) + C_F^3 C_A \left( \frac{15349}{12} + 316\zeta_3 \right) \right. \\ &\quad \left. + C_F^2 C_A^2 \left( -\frac{34045}{36} - 152\zeta_3 + 440\zeta_5 \right) + C_F C_A^3 \left( \frac{70055}{72} + \frac{1418}{9}\zeta_3 - 440\zeta_5 \right) \right. \\ &\quad \left. + C_F^3 T_F N_F \left( -\frac{280}{3} + 552\zeta_3 - 480\zeta_5 \right) + C_F^2 C_A T_F N_F \left( -\frac{8819}{27} + 368\zeta_3 - 264\zeta_4 + 80\zeta_5 \right) \right. \\ &\quad \left. + C_F C_A^2 T_F N_F \left( -\frac{65459}{162} - \frac{2684}{3}\zeta_3 + 264\zeta_4 + 400\zeta_5 \right) \right. \\ &\quad \left. + C_F^2 T_F^2 N_F^2 \left( \frac{304}{27} - 160\zeta_3 + 96\zeta_4 \right) \right. \\ &\quad \left. + C_F C_A T_F^2 N_F^2 \left( \frac{1342}{81} + 160\zeta_3 - 96\zeta_4 \right) + C_F T_F^3 N_F^3 \left( -\frac{664}{81} + \frac{128}{9}\zeta_3 \right) \right. \\ &\quad \left. + \frac{d^{abcd} d_A^{abcd}}{d_Q} (-32 + 240\zeta_3) + N_F \frac{d^{abcd} d_F^{abcd}}{d_Q} (64 - 480\zeta_3) \right]. \end{aligned} \quad (7.2)$$

where for  $SU(N_C)$  the quadratic and quartic Casimirs are as defined in (3.2), (3.5), and  $T_F = \frac{1}{2}$  as before. In addition,  $d_Q$  is the dimension of the quark representation, so that  $d_Q = N_C$  for  $SU(N_C)$ , and we have  $\zeta_4 \equiv \zeta(4) = 1.0823232 \cdots$  and  $\zeta_5 \equiv \zeta(5) =$

1.0369277... For  $N_C = 3$ , we have

$$\begin{aligned}
\gamma_0 &= 1 \\
\gamma_1 &= \frac{1}{16} \left[ \frac{202}{3} - \frac{20}{9} N_F \right] \\
\gamma_2 &= \frac{1}{64} \left[ 1249 + \left( -\frac{2216}{27} - \frac{160}{3} \zeta_3 \right) N_F - \frac{140}{81} N_F^2 \right] \\
\gamma_3 &= \frac{1}{256} \left[ \frac{4603055}{162} + \frac{135680}{27} \zeta_3 - 8800 \zeta_5 + \left( -\frac{91723}{27} - \frac{34192}{9} \zeta_3 + 880 \zeta_4 + \frac{18400}{9} \zeta_5 \right) N_F \right. \\
&\quad \left. + \left( \frac{5242}{243} + \frac{800}{9} \zeta_3 - \frac{160}{3} \zeta_4 \right) N_F^2 + \left( -\frac{332}{243} + \frac{64}{27} \zeta_3 \right) N_F^3 \right],
\end{aligned} \tag{7.3}$$

which have the numerical values

$$\begin{aligned}
\gamma_0 &= 1 \\
\gamma_1 &\approx 4.20833 - 0.138889 N_F \\
\gamma_2 &\approx 19.5156 - 2.28412 N_F - 0.0270062 N_F^2 \\
\gamma_3 &\approx 98.9434 - 19.1075 N_F + 0.276163 N_F^2 + 0.00579322 N_F^3.
\end{aligned} \tag{7.4}$$

Omitting the quartic Casimir contributions, one obtains

$$\gamma_3 = 96.4386 - 18.8292 N_F + 0.276163 N_F^2 + 0.00579322 N_F^3. \tag{7.5}$$

and we shall now compare (7.4) and (7.5) with APAP's.

It transpires that the WAPAP procedure does not work so well here. The most accurate results for both  $B_3^\gamma$  and  $C_3^\gamma$  are obtained for small  $N_F^{max}$ . This is reasonably consistent with the WAPAP behaviour in the  $C_3^\gamma$  case: here, the weight difference  $C_3^{\gamma W} - A_3^{\gamma W}$  never changes sign, but is smallest at  $N_F^{max} = 2$  on the edge of the range. However, the WAPAP criterion for  $B_3^\gamma$  leads to values of  $N_F^{max}$  which start at 9 for  $N_C = 2$  and increase with  $N_C$ . Nevertheless, as in the previous sections, it seems sensible to match at negative  $N_F$ , and spectacular results are obtained if we simply take  $N_F^{max} = 4$  (with  $-N_F^{max} < N_F < 0$ ) throughout, as can be seen from Table IX, where numerical predictions for the coefficients in the parametrization

$$\gamma_3 = A_3^\gamma + B_3^\gamma N_F + C_3^\gamma N_F^2 + D_3^\gamma N_F^3, \tag{7.6}$$

are given both without (w/o Q) and with (w. Q) quartic Casimir contributions. It should be noted that we have used as input the exact result for  $D_3^\gamma$ , which is contained in (7.3).

$N_C$				
2	3	4	5	20

$A_3^\gamma$

APAP	16.1	97.9	328	822	$2.18 \times 10^5$
w/o Q	15.4	96.4	327	825	$2.23 \times 10^5$
w. Q	16.0	98.9	334	840	$2.26 \times 10^5$

$B_3^\gamma$

APAP	-5.14	-20.0	-49.3	-98.0	$-6.39 \times 10^3$
w/o Q	-4.70	-18.8	-47.1	-94.2	$-6.27 \times 10^3$
w. Q	-4.77	-19.1	-48.0	-96.2	$-6.43 \times 10^3$

$C_3^\gamma$

APAP	0.065	0.224	0.478	0.828	17.5
exact	0.111	0.276	0.504	0.796	13.0

$D_3^\gamma$

input	$3.26 \times 10^{-3}$	$5.79 \times 10^{-3}$	$8.15 \times 10^{-3}$	0.0104	0.0433
-------	-----------------------	-----------------------	-----------------------	--------	--------

Table IX: Four-loop quark mass anomalous dimension in QCD: APAP's for fixed  $N_F^{max} = 4$  are compared with the exact values both without (w/o Q) and with (w. Q) the quartic Casimir terms.

It can be seen that in all cases the APAP estimate is quite accurate over a wide range of  $N_C$ . In most cases, the APAP estimate is closer to the exact result without the quartic Casimir contribution (w/o Q), but in any case the quartic Casimir contribution to  $\gamma_3$  is smaller than in the case of the QCD  $\beta$  function.

We now go on to discuss the five-loop APAP estimate of  $\gamma$ . We parametrize the five-loop quark mass anomalous dimension  $\gamma_4$  in the form

$$\gamma_4 = A_4^\gamma + B_4^\gamma N_F + C_4^\gamma N_F^2 + D_4^\gamma N_F^3 + E_4^\gamma N_F^4, \quad (7.7)$$

where the value of  $E_4^\gamma$  can be derived from [15]:

$$E_4^\gamma = C_F T_F^4 (-65/5184 - 5\zeta(3)/324 + \pi^4/3240). \quad (7.8)$$

We use the full  $\gamma_3$  as input, including the quartic Casimir contribution. As we argued in the case of the QCD  $\beta$  function, we expect our five-loop estimate to include the effects of contributions involving such quartic Casimir terms, but not the effect of new Casimir terms making a first appearance. Once again we choose  $N_F^{max} = 4$  to derive the results shown in Table X.

$N_C$	2	3	4	5	20
$A_4(\text{w. Q})$	56.0	530	$2.41 \times 10^3$	$7.63 \times 10^3$	$8.37 \times 10^6$
$A_4(\text{w/o Q})$	50.5	493	$2.27 \times 10^3$	$7.22 \times 10^3$	$7.97 \times 10^6$
$B_4(\text{w. Q})$	-23.3	-143	-483	$-1.22 \times 10^3$	$-3.33 \times 10^5$
$B_4(\text{w/o Q})$	-21.7	-135	-457	$-1.15 \times 10^3$	$-3.12 \times 10^5$
$C_4(\text{w. Q})$	1.70	6.67	16.8	33.7	$2.29 \times 10^3$
$C_4(\text{w/o Q})$	1.64	6.44	16.0	32.0	$2.14 \times 10^3$
$D_4(\text{w. Q})$	$8.12 \times 10^{-3}$	0.037	0.0891	0.165	4.31
$D_4(\text{w/o Q})$	$8.88 \times 10^{-3}$	0.037	0.0831	0.148	3.48
$E_4(\text{input})$	$-4.80 \times 10^{-5}$	$-8.54 \times 10^{-5}$	$-1.2 \times 10^{-4}$	$-1.54 \times 10^{-4}$	$-6.39 \times 10^{-4}$

Table X: APAP's for the five-loop quark mass anomalous dimension in QCD, calculated with and without the four-loop quartic Casimir terms.

## 8. Abelian Gauge Theories

All of the previous sections have dealt with APAP predictions for *non-Abelian* theories. It is natural to ask whether similarly accurate results can be obtained for the Abelian case. We address this question in this section, choosing as our example the fermion mass anomalous dimension with  $N_F$  charged fermions, where good results were found in the non-Abelian case, as we saw in the previous section. A supplementary reason for choosing this example is that the *next-to-leading- $N_F$*  result is available, as well as the leading one.

The results for  $\gamma_1 \cdots \gamma_3$  in the abelian case follow from Eq. (7.2) by setting

$$C_F = T_F = 1, C_A = 0, \frac{d_F^{abcd} d_A^{abcd}}{d_Q} = 0, \frac{d_F^{abcd} d_F^{abcd}}{d_Q} = 1, \quad (8.1)$$

so that:

$$\gamma_0 = 0.75 \tag{8.2a}$$

$$\gamma_1 \approx 0.09375 - 0.2083N_F \tag{8.2b}$$

$$\gamma_2 \approx 1.0078 + 0.18279N_F - 0.08102N_F^2 \tag{8.2c}$$

$$\gamma_3 \approx -2.1934 - 1.7207N_F - 0.30143N_F^2 + 0.03476N_F^3. \tag{8.2d}$$

Omitting the quartic Casimir term, we would instead have

$$\gamma_3 \approx -2.1934 + 0.2831N_F - 0.30143N_F^2 + 0.03476N_F^3. \tag{8.3}$$

We can see at once that the miraculous success of the previous APAP prediction for  $\gamma_3$  will not be reproduced here. For  $N_F = 0$ , the *sign* of  $\gamma_3$  differs from the sign of  $\gamma_2^2/\gamma_1$ . Moreover,  $\gamma_1$  has a zero, and hence  $\gamma_3^{\text{APAP}}$  has a pole, for  $N_F \approx 0.45$ . Hence, we cannot hope to reproduce  $\gamma_3$  for small values of  $|N_F|$ . For large  $|N_F|$  the sign of  $\gamma_3$  is still wrong, so the method fails in this region also.

One easily verifies that this pessimism is confirmed by the results, and things do not improve at five loops. Then, as well as  $E_4^\gamma$  as given in (7.8), it is possible to derive from [16] the result for  $D_4$ :

$$D_4^\gamma = \frac{11}{96}\zeta_3 + \frac{1}{6}\zeta_5 - \frac{\pi^4}{288} + \frac{4483}{41472} \approx 0.0804. \tag{8.4}$$

We notice now, however, that  $\gamma_2$  has zeros, and hence  $\gamma_3^{\text{APAP}}$  has poles, for  $N_F = -2.6$  and  $N_F = 4.8$ . Consequently, we may expect that the results will be rather sensitive to the range of  $N_F$ , if we match in a region including the origin. On the other hand, for large  $N_F$  we have  $\gamma_3^2/\gamma_2 \approx -0.014N_F^4$ , whereas  $E_4^\gamma \approx -0.001$ , so we also cannot expect good results at increasing  $|N_F|$ .

We leave it to the reader to convince her(him)self that we cannot expect to extract reliable predictions for  $A_4 \cdots C_4$ . We also record that the QED and SQED gauge  $\beta$ -functions yield similarly unattractive results. Evidently, Abelian theories are less amenable to the APAP approach, for some unknown reason.



## 9. Conclusions

We have presented results obtained from our APAP method for the four-loop and five-loop QCD  $\beta$ -function coefficients, for the five-loop SQCD  $\beta$ -function coefficients, and for the four- and five-loop quark mass anomalous dimensions in QCD. Particularly in the case of the QCD  $\beta$ -function, and to some extent also for SQCD, particularly in the DRED scheme, a modified procedure for extracting the predictions for the various coefficients of powers of  $N_F$  (WAPAP) gave improved results. In general, the four-loop results agree very well with the known results, giving us confidence in our predictions of the five-loop terms.

Our four-loop QCD  $\beta$ -function predictions [5] were confirmed very rapidly by an exact calculation [9]. Unfortunately, in view of the current limitations on the technology of exact perturbative calculations in QCD and SQCD, it may be some time before our five-loop predictions can also be tested directly. It would therefore be interesting to find alternative techniques that could be confronted or combined with APAP's. One possible complementary technique may be that of the large- $N_F$  expansion. Unfortunately, it is the leading term in  $N_F$  which is least well determined by the APAP approach, which is related to the poor results obtained in the Abelian case. It would be very interesting if the large- $N_F$  methods could be extended to next-to-leading terms in this expansion for the non-Abelian case, in which case more comparisons and cross-checks could be made.

## Acknowledgements

This work was supported by the US Department of Energy under contract DE-AC03-765F00515 and grant no. DE-FG05-84ER40215. The research of M.K. was supported in part by the Israel Science Foundation administered by the Israel Academy of Sciences and Humanities, and by a Grant from the G.I.F., the German-Israeli Foundation for Scientific Research and Development. I.J. and D.R.T.J. thank John Gracey for help with his large- $N_F$  results.

## References

- [1] For recent reviews and references, see:  
M. Beneke, talk at the *Fifth International Workshop on Deep Inelastic Scattering and QCD*, Chicago 1997, hep-ph/9706457;  
R. Akhoury and V.I. Zakharov, talks at the *QCD 96* and *QCD 97* conferences, Montpellier 1996 and 1997, hep-ph/9610492 and hep-ph/9710257;  
Yu.L. Dokshitzer and B.R. Webber, Phys. Lett. **B404** (1997) 321.
- [2] See, for example:  
T. van Ritbergen, J.A.M. Vermaseren, S.A. Larin and P. Nogueira, Int. J. Mod. Phys. **C6** (1995) 513;  
A.L. Kataev, talk at *Second Workshop on Continuous Advances in QCD*, Minneapolis, 1996, hep-ph/9607426;  
see also refs. [9], [13] and [14].
- [3] M.A. Samuel, G. Li and E. Steinfelds, Phys. Rev. **D48** (1993) 869 and Phys. Lett. **B323** (1994) 188;  
M.A. Samuel and G. Li, Int. J. Th. Phys. **33** (1994) 1461 and Phys. Lett. **B331** (1994) 114.
- [4] M.A. Samuel, J. Ellis and M. Karliner, Phys. Rev. Lett. **74** (1995) 4380;  
J. Ellis, E. Gardi, M. Karliner and M.A. Samuel, Phys. Lett. **B366** (1996) 268 and Phys. Rev. **D54** (1996) 6986;  
E. Gardi, Phys. Rev. **D56** (1997) 68;  
S.J. Brodsky, J. Ellis, E. Gardi, M. Karliner and M.A. Samuel, hep-ph/9706467, accepted for publication in Phys. Rev. **D**.
- [5] J. Ellis, M. Karliner and M.A. Samuel, Phys. Lett. **B400** (1997) 176.
- [6] I. Jack, D.R.T. Jones and M.A. Samuel, Phys. Lett. **B407** (1997) 143.
- [7] V. Novikov et al, Nucl. Phys. **B229** (1983) 381;  
V. Novikov et al, Phys. Lett. **B166** (1986) 329;  
M. Shifman and A. Vainstein, Nucl. Phys. **B277** (1986) 456;  
A. Vainstein, V. Zakharov and M. Shifman, Sov. J. Nucl. Phys. **43** (1986) 1028;  
M. Shifman, A. Vainstein and V. Zakharov Phys. Lett. **B166** (1986) 334.
- [8] I. Jack, D.R.T. Jones and C.G. North, Nucl. Phys. **B486** (1997) 479.
- [9] T. van Ritbergen, J.A.M. Vermaseren and S.A. Larin, Phys. Lett. **B400** (1997) 379.
- [10] J.A. Gracey, Phys. Lett. **B373** (1996) 178.
- [11] P.M. Ferreira, I. Jack, D.R.T. Jones and C.G. North hep-ph/9705328.
- [12] I. Jack and D.R.T. Jones, hep-ph/9707278.
- [13] J.A.M. Vermaseren, S.A. Larin and T. van Ritbergen, Phys. Lett. **B405** (1997) 327.
- [14] K.G. Chetyrkin, Phys. Lett. **B404** (1997) 161.

- [15] A. Palanques-Mestre and P. Pascual, *Comm. Math. Phys.* 95 (1984) 277.
- [16] J.A. Gracey, *Phys. Lett.* **B317** (1993) 415.