

Measurement of Branching Fractions of Color-Suppressed Decays  
of the  $\bar{B}^0$  Meson to  $D^0\pi^0$ ,  $D^0\eta$ , and  $D^0\omega$

The *BABAR* Collaboration

**Abstract**

We report preliminary results of an experimental investigation of the color-suppressed decays  $\bar{B}^0 \rightarrow D^0\pi^0$ ,  $D^0\eta$ , and  $D^0\omega$ . We measure the branching fractions  $\mathcal{B}(\bar{B}^0 \rightarrow D^0\pi^0) = (2.89 \pm 0.29(\text{stat.}) \pm 0.38(\text{syst.})) \times 10^{-4}$ ,  $\mathcal{B}(\bar{B}^0 \rightarrow D^0\eta) = (2.41 \pm 0.39(\text{stat.}) \pm 0.32(\text{syst.})) \times 10^{-4}$ , and  $\mathcal{B}(\bar{B}^0 \rightarrow D^0\omega) = (2.48 \pm 0.40(\text{stat.}) \pm 0.32(\text{syst.})) \times 10^{-4}$ . The results are based on  $(48.8 \pm 0.5) \times 10^6$   $B\bar{B}$  pairs collected with the *BABAR* detector. The branching fractions of these color-suppressed decays are significantly larger than theoretical expectations based upon factorization.

Contributed to the 31<sup>st</sup> International Conference on High Energy Physics,  
7/24—7/31/2002, Amsterdam, The Netherlands

*Stanford Linear Accelerator Center, Stanford University, Stanford, CA 94309*

---

Work supported in part by Department of Energy contract DE-AC03-76SF00515.

The BABAR Collaboration,

B. Aubert, D. Boutigny, J.-M. Gaillard, A. Hicheur, Y. Karyotakis, J. P. Lees, P. Robbe, V. Tisserand,  
A. Zghiche

*Laboratoire de Physique des Particules, F-74941 Annecy-le-Vieux, France*

A. Palano, A. Pompili

*Università di Bari, Dipartimento di Fisica and INFN, I-70126 Bari, Italy*

J. C. Chen, N. D. Qi, G. Rong, P. Wang, Y. S. Zhu

*Institute of High Energy Physics, Beijing 100039, China*

G. Eigen, I. Ofte, B. Stugu

*University of Bergen, Inst. of Physics, N-5007 Bergen, Norway*

G. S. Abrams, A. W. Borgland, A. B. Breon, D. N. Brown, J. Button-Shafer, R. N. Cahn, E. Charles,  
M. S. Gill, A. V. Gritsan, Y. Groysman, R. G. Jacobsen, R. W. Kadel, J. Kadyk, L. T. Kerth,  
Yu. G. Kolomensky, J. F. Kral, C. LeClerc, M. E. Levi, G. Lynch, L. M. Mir, P. J. Oddone, T. J. Orimoto,  
M. Pripstein, N. A. Roe, A. Romosan, M. T. Ronan, V. G. Shelkov, A. V. Telnov, W. A. Wenzel

*Lawrence Berkeley National Laboratory and University of California, Berkeley, CA 94720, USA*

T. J. Harrison, C. M. Hawkes, D. J. Knowles, S. W. O'Neale, R. C. Penny, A. T. Watson, N. K. Watson

*University of Birmingham, Birmingham, B15 2TT, United Kingdom*

T. Deppermann, K. Goetzen, H. Koch, B. Lewandowski, K. Peters, H. Schmuecker, M. Steinke

*Ruhr Universität Bochum, Institut für Experimentalphysik 1, D-44780 Bochum, Germany*

N. R. Barlow, W. Bhimji, J. T. Boyd, N. Chevalier, P. J. Clark, W. N. Cottingham, C. Mackay,  
F. F. Wilson

*University of Bristol, Bristol BS8 1TL, United Kingdom*

K. Abe, C. Hearty, T. S. Mattison, J. A. McKenna, D. Thiessen

*University of British Columbia, Vancouver, BC, Canada V6T 1Z1*

S. Jolly, A. K. McKemey

*Brunel University, Uxbridge, Middlesex UB8 3PH, United Kingdom*

V. E. Blinov, A. D. Bukin, A. R. Buzykaev, V. B. Golubev, V. N. Ivanchenko, A. A. Korol,  
E. A. Kravchenko, A. P. Onuchin, S. I. Serebnyakov, Yu. I. Skovpen, A. N. Yushkov

*Budker Institute of Nuclear Physics, Novosibirsk 630090, Russia*

D. Best, M. Chao, D. Kirkby, A. J. Lankford, M. Mandelkern, S. McMahon, D. P. Stoker

*University of California at Irvine, Irvine, CA 92697, USA*

C. Buchanan, S. Chun

*University of California at Los Angeles, Los Angeles, CA 90024, USA*

H. K. Hadavand, E. J. Hill, D. B. MacFarlane, H. Paar, S. Prell, Sh. Rahatlou, G. Raven, U. Schwanke,  
V. Sharma

*University of California at San Diego, La Jolla, CA 92093, USA*

J. W. Berryhill, C. Campagnari, B. Dahmes, P. A. Hart, N. Kuznetsova, S. L. Levy, O. Long, A. Lu,  
M. A. Mazur, J. D. Richman, W. Verkerke

*University of California at Santa Barbara, Santa Barbara, CA 93106, USA*

J. Beringer, A. M. Eisner, M. Grothe, C. A. Heusch, W. S. Lockman, T. Pulliam, T. Schalk, R. E. Schmitz,  
B. A. Schumm, A. Seiden, M. Turri, W. Walkowiak, D. C. Williams, M. G. Wilson

*University of California at Santa Cruz, Institute for Particle Physics, Santa Cruz, CA 95064, USA*

E. Chen, G. P. Dubois-Felsmann, A. Dvoretzki, D. G. Hitlin, F. C. Porter, A. Ryd, A. Samuel, S. Yang  
*California Institute of Technology, Pasadena, CA 91125, USA*

S. Jayatileke, G. Mancinelli, B. T. Meadows, M. D. Sokoloff

*University of Cincinnati, Cincinnati, OH 45221, USA*

T. Barillari, P. Bloom, W. T. Ford, U. Nauenberg, A. Olivas, P. Rankin, J. Roy, J. G. Smith, W. C. van  
Hoek, L. Zhang

*University of Colorado, Boulder, CO 80309, USA*

J. L. Harton, T. Hu, M. Krishnamurthy, A. Soffer, W. H. Toki, R. J. Wilson, J. Zhang

*Colorado State University, Fort Collins, CO 80523, USA*

D. Altenburg, T. Brandt, J. Brose, T. Colberg, M. Dickopp, R. S. Dubitzky, A. Hauke, E. Maly,  
R. Müller-Pfefferkorn, S. Otto, K. R. Schubert, R. Schwierz, B. Spaan, L. Wilden

*Technische Universität Dresden, Institut für Kern- und Teilchenphysik, D-01062 Dresden, Germany*

D. Bernard, G. R. Bonneaud, F. Brochard, J. Cohen-Tanugi, S. Ferrag, S. T'Jampens, Ch. Thiebaux,  
G. Vasileiadis, M. Verderi

*Ecole Polytechnique, LLR, F-91128 Palaiseau, France*

A. Anjomshoaa, R. Bernet, A. Khan, D. Lavin, F. Muheim, S. Playfer, J. E. Swain, J. Tinslay

*University of Edinburgh, Edinburgh EH9 3JZ, United Kingdom*

M. Falbo

*Elon University, Elon University, NC 27244-2010, USA*

C. Borean, C. Bozzi, L. Piemontese, A. Sarti

*Università di Ferrara, Dipartimento di Fisica and INFN, I-44100 Ferrara, Italy*

E. Treadwell

*Florida A&M University, Tallahassee, FL 32307, USA*

F. Anulli,<sup>1</sup> R. Baldini-Ferrolì, A. Calcaterra, R. de Sangro, D. Falciai, G. Finocchiaro, P. Patteri,  
I. M. Peruzzi,<sup>1</sup> M. Piccolo, A. Zallo

*Laboratori Nazionali di Frascati dell'INFN, I-00044 Frascati, Italy*

S. Bagnasco, A. Buzzo, R. Contri, G. Crosetti, M. Lo Vetere, M. Macri, M. R. Monge, S. Passaggio,  
F. C. Pastore, C. Patrignani, E. Robutti, A. Santroni, S. Tosi

*Università di Genova, Dipartimento di Fisica and INFN, I-16146 Genova, Italy*

---

<sup>1</sup> Also with Università di Perugia, I-06100 Perugia, Italy

S. Bailey, M. Morii

*Harvard University, Cambridge, MA 02138, USA*

R. Bartoldus, G. J. Grenier, U. Mallik

*University of Iowa, Iowa City, IA 52242, USA*

J. Cochran, H. B. Crawley, J. Lamsa, W. T. Meyer, E. I. Rosenberg, J. Yi

*Iowa State University, Ames, IA 50011-3160, USA*

M. Davier, G. Grosdidier, A. Höcker, H. M. Lacker, S. Laplace, F. Le Diberder, V. Lepeltier, A. M. Lutz,  
T. C. Petersen, S. Plaszczynski, M. H. Schune, L. Tantot, S. Trincaz-Duvoid, G. Wormser

*Laboratoire de l'Accélérateur Linéaire, F-91898 Orsay, France*

R. M. Bionta, V. Brigljević, D. J. Lange, K. van Bibber, D. M. Wright

*Lawrence Livermore National Laboratory, Livermore, CA 94550, USA*

A. J. Bevan, J. R. Fry, E. Gabathuler, R. Gamet, M. George, M. Kay, D. J. Payne, R. J. Sloane,  
C. Touramanis

*University of Liverpool, Liverpool L69 3BX, United Kingdom*

M. L. Aspinwall, D. A. Bowerman, P. D. Dauncey, U. Egede, I. Eschrich, G. W. Morton, J. A. Nash,  
P. Sanders, D. Smith, G. P. Taylor

*University of London, Imperial College, London, SW7 2BW, United Kingdom*

J. J. Back, G. Bellodi, P. Dixon, P. F. Harrison, R. J. L. Potter, H. W. Shorthouse, P. Strother, P. B. Vidal

*Queen Mary, University of London, E1 4NS, United Kingdom*

G. Cowan, H. U. Flaecher, S. George, M. G. Green, A. Kurup, C. E. Marker, T. R. McMahon, S. Ricciardi,  
F. Salvatore, G. Vaitsas, M. A. Winter

*University of London, Royal Holloway and Bedford New College, Egham, Surrey TW20 0EX, United Kingdom*

D. Brown, C. L. Davis

*University of Louisville, Louisville, KY 40292, USA*

J. Allison, R. J. Barlow, A. C. Forti, F. Jackson, G. D. Lafferty, A. J. Lyon, N. Savvas, J. H. Weatherall,  
J. C. Williams

*University of Manchester, Manchester M13 9PL, United Kingdom*

A. Farbin, A. Jawahery, V. Lillard, D. A. Roberts, J. R. Schieck

*University of Maryland, College Park, MD 20742, USA*

G. Blaylock, C. Dallapiccola, K. T. Flood, S. S. Hertzbach, R. Kofler, V. B. Koptchev, T. B. Moore,  
H. Staengle, S. Willocq

*University of Massachusetts, Amherst, MA 01003, USA*

B. Brau, R. Cowan, G. Sciolla, F. Taylor, R. K. Yamamoto

*Massachusetts Institute of Technology, Laboratory for Nuclear Science, Cambridge, MA 02139, USA*

M. Milek, P. M. Patel

*McGill University, Montréal, QC, Canada H3A 2T8*

F. Palombo

*Università di Milano, Dipartimento di Fisica and INFN, I-20133 Milano, Italy*

J. M. Bauer, L. Cremaldi, V. Eschenburg, R. Kroeger, J. Reidy, D. A. Sanders, D. J. Summers

*University of Mississippi, University, MS 38677, USA*

C. Hast, P. Taras

*Université de Montréal, Laboratoire René J. A. Lévesque, Montréal, QC, Canada H3C 3J7*

H. Nicholson

*Mount Holyoke College, South Hadley, MA 01075, USA*

C. Cartaro, N. Cavallo, G. De Nardo, F. Fabozzi, C. Gatto, L. Lista, P. Paolucci, D. Piccolo, C. Sciacca

*Università di Napoli Federico II, Dipartimento di Scienze Fisiche and INFN, I-80126, Napoli, Italy*

J. M. LoSecco

*University of Notre Dame, Notre Dame, IN 46556, USA*

J. R. G. Alsmiller, T. A. Gabriel

*Oak Ridge National Laboratory, Oak Ridge, TN 37831, USA*

J. Brau, R. Frey, M. Iwasaki, C. T. Potter, N. B. Sinev, D. Strom, E. Torrence

*University of Oregon, Eugene, OR 97403, USA*

F. Colecchia, A. Dorigo, F. Galeazzi, M. Margoni, M. Morandin, M. Posocco, M. Rotondo, F. Simonetto,

R. Stroili, C. Voci

*Università di Padova, Dipartimento di Fisica and INFN, I-35131 Padova, Italy*

M. Benayoun, H. Briand, J. Chauveau, P. David, Ch. de la Vaissière, L. Del Buono, O. Hamon,

Ph. Leruste, J. Ocariz, M. Pivk, L. Roos, J. Stark

*Universités Paris VI et VII, Lab de Physique Nucléaire H. E., F-75252 Paris, France*

P. F. Manfredi, V. Re, V. Speziali

*Università di Pavia, Dipartimento di Elettronica and INFN, I-27100 Pavia, Italy*

L. Gladney, Q. H. Guo, J. Panetta

*University of Pennsylvania, Philadelphia, PA 19104, USA*

C. Angelini, G. Batignani, S. Bettarini, M. Bondioli, F. Bucci, G. Calderini, E. Campagna, M. Carpinelli,

F. Forti, M. A. Giorgi, A. Lusiani, G. Marchiori, F. Martinez-Vidal, M. Morganti, N. Neri, E. Paoloni,

M. Rama, G. Rizzo, F. Sandrelli, G. Triggiani, J. Walsh

*Università di Pisa, Scuola Normale Superiore and INFN, I-56010 Pisa, Italy*

M. Haire, D. Judd, K. Paick, L. Turnbull, D. E. Wagoner

*Prairie View A&M University, Prairie View, TX 77446, USA*

J. Albert, G. Cavoto,<sup>2</sup> N. Danielson, P. Elmer, C. Lu, V. Miftakov, J. Olsen, S. F. Schaffner,

A. J. S. Smith, A. Tumanov, E. W. Varnes

*Princeton University, Princeton, NJ 08544, USA*

---

<sup>2</sup> Also with Università di Roma La Sapienza, Roma, Italy

F. Bellini, D. del Re, R. Faccini,<sup>3</sup> F. Ferrarotto, F. Ferroni, E. Leonardi, M. A. Mazzone, S. Morganti,  
G. Piredda, F. Safai Tehrani, M. Serra, C. Voena

*Università di Roma La Sapienza, Dipartimento di Fisica and INFN, I-00185 Roma, Italy*

S. Christ, G. Wagner, R. Waldi

*Universität Rostock, D-18051 Rostock, Germany*

T. Adye, N. De Groot, B. Franek, N. I. Geddes, G. P. Gopal, S. M. Xella

*Rutherford Appleton Laboratory, Chilton, Didcot, Oxon, OX11 0QX, United Kingdom*

R. Aleksan, S. Emery, A. Gaidot, P.-F. Giraud, G. Hamel de Monchenault, W. Kozanecki, M. Langer,  
G. W. London, B. Mayer, G. Schott, B. Serfass, G. Vasseur, Ch. Yeche, M. Zito

*DAPNIA, Commissariat à l'Energie Atomique/Saclay, F-91191 Gif-sur-Yvette, France*

M. V. Purohit, A. W. Weidemann, F. X. Yumiceva

*University of South Carolina, Columbia, SC 29208, USA*

I. Adam, D. Aston, N. Berger, A. M. Boyarski, M. R. Convery, D. P. Coupal, D. Dong, J. Dorfan,  
W. Dunwoodie, R. C. Field, T. Glanzman, S. J. Gowdy, E. Grauges, T. Haas, T. Hadig, V. Halyo,  
T. Himel, T. Hryn'ova, M. E. Huffer, W. R. Innes, C. P. Jessop, M. H. Kelsey, P. Kim, M. L. Kocian,  
U. Langenegger, D. W. G. S. Leith, S. Luitz, V. Luth, H. L. Lynch, H. Marsiske, S. Menke, R. Messner,  
D. R. Muller, C. P. O'Grady, V. E. Ozcan, A. Perazzo, M. Perl, S. Petrak, H. Quinn, B. N. Ratcliff,  
S. H. Robertson, A. Roodman, A. A. Salnikov, T. Schietinger, R. H. Schindler, J. Schwiening, G. Simi,  
A. Snyder, A. Soha, S. M. Spanier, J. Stelzer, D. Su, M. K. Sullivan, H. A. Tanaka, J. Va'vra,  
S. R. Wagner, M. Weaver, A. J. R. Weinstein, W. J. Wisniewski, D. H. Wright, C. C. Young

*Stanford Linear Accelerator Center, Stanford, CA 94309, USA*

P. R. Burchat, C. H. Cheng, T. I. Meyer, C. Roat

*Stanford University, Stanford, CA 94305-4060, USA*

R. Henderson

*TRIUMF, Vancouver, BC, Canada V6T 2A3*

W. Bugg, H. Cohn

*University of Tennessee, Knoxville, TN 37996, USA*

J. M. Izen, I. Kitayama, X. C. Lou

*University of Texas at Dallas, Richardson, TX 75083, USA*

F. Bianchi, M. Bona, D. Gamba

*Università di Torino, Dipartimento di Fisica Sperimentale and INFN, I-10125 Torino, Italy*

L. Bosisio, G. Della Ricca, S. Dittongo, L. Lanceri, P. Poropat, L. Vitale, G. Vuagnin

*Università di Trieste, Dipartimento di Fisica and INFN, I-34127 Trieste, Italy*

R. S. Panvini

*Vanderbilt University, Nashville, TN 37235, USA*

---

<sup>3</sup> Also with University of California at San Diego, La Jolla, CA 92093, USA

S. W. Banerjee, C. M. Brown, D. Fortin, P. D. Jackson, R. Kowalewski, J. M. Roney

*University of Victoria, Victoria, BC, Canada V8W 3P6*

H. R. Band, S. Dasu, M. Datta, A. M. Eichenbaum, H. Hu, J. R. Johnson, R. Liu, F. Di Lodovico,  
A. Mohapatra, Y. Pan, R. Prepost, I. J. Scott, S. J. Sekula, J. H. von Wimmersperg-Toeller, J. Wu,  
S. L. Wu, Z. Yu

*University of Wisconsin, Madison, WI 53706, USA*

H. Neal

*Yale University, New Haven, CT 06511, USA*

# 1 Introduction

Decays of the type  $\bar{B}^0 \rightarrow D^+ h^-$  proceed through a color-allowed spectator diagram in which the  $W^-$  decays to a  $\bar{u}d$  quark pair that hadronizes into the light hadron  $h^-$ . On the other hand, decays of the type  $\bar{B}^0 \rightarrow D^0 h^0$  proceed through a color-suppressed spectator diagram that requires color matching of the quark and the antiquark from the  $W^-$  with the  $c$  and  $\bar{d}$  quarks. Since perturbative calculations of hadronic  $B$  decay rates are not possible, we must rely on models for predictions. The naive factorization model predicts very low branching fractions for color-suppressed decays, in the range  $0.3\text{--}0.7 \times 10^{-4}$  [1, 2]. However, this model is supported by HQET only for color-allowed decays, while color-suppressed decays receive substantial corrections [3] that depend upon the decay mode. Experimental measurements of the branching fractions of color-suppressed  $B$  decays provide an important test of theoretical models and can be used to improve the models.

In this paper we report on the observation of the three color-suppressed decays  $\bar{B}^0 \rightarrow D^0 \pi^0$ ,  $\bar{B}^0 \rightarrow D^0 \eta$ , and  $\bar{B}^0 \rightarrow D^0 \omega$ . The  $\bar{B}^0$  decay into  $D^0 \pi^0$  has been observed previously by the CLEO Collaboration [4], all three decays have been observed by the Belle Collaboration [5].

## 2 The *BABAR* detector and dataset

The data used in this analysis were collected with the *BABAR* detector at the PEP-II asymmetric  $e^+e^-$  storage ring at the  $\Upsilon(4S)$  resonance, between October 1999 and December 2001. This data sample contains  $(48.8 \pm 0.5) \times 10^6$   $B^0 \bar{B}^0$  and  $B^+ B^-$  pairs.

The *BABAR* detector is described in detail elsewhere [6]. We briefly summarize the detector systems most relevant to this analysis. The *BABAR* detector contains a 5-layer silicon vertex tracker (SVT) and a 40-layer drift chamber (DCH) situated in a 1.5 T solenoidal magnetic field. These devices detect charged particles and measure their momentum and ionization energy loss ( $dE/dx$ ). Surrounding the DCH are fused-silica quartz bars of a ring-imaging Cherenkov detector (DIRC). This detector measures the Cherenkov angle of light generated in the bars. The charged particle identification (PID) combines the  $dE/dx$  measurements of the SVT, DCH, and DIRC. Photons are detected in a CsI(Tl) crystal electromagnetic calorimeter (EMC). The EMC detects photons with energies as low as 20 MeV.

The interactions of particles traversing the detector are simulated using the GEANT4 [7] program. Beam-induced backgrounds are taken into account. Signal and generic background Monte Carlo samples are used to study the effect of the event selection criteria and to estimate the backgrounds. The generic background Monte Carlo simulation consists of  $e^+e^- \rightarrow q\bar{q}$  ( $q = u, d, s, c$ ) and  $B^+ B^-$  and  $B^0 \bar{B}^0$  events.

## 3 Analysis method

Here, we describe the reconstruction and the selection of the three color-suppressed modes  $\bar{B}^0 \rightarrow D^0 \pi^0$ ,  $\bar{B}^0 \rightarrow D^0 \eta$ , and  $\bar{B}^0 \rightarrow D^0 \omega$ .

### 3.1 Particle selection

Photons are identified by energy deposits in contiguous crystals in the EMC. They must have an energy greater than 30 MeV and a lateral shower shape compatible with electromagnetic showers. Charged particle tracks (except those used to reconstruct  $\rho$  mesons) must have at least 12 hits in the



DCH and  $p_t > 100 \text{ MeV}/c$ . Tracks must extrapolate to within 20 mm of the  $e^+e^-$  interaction point in the plane transverse to the beam axis and within 50 mm along the beam axis. Charged kaon candidates are identified using a likelihood function that combines  $dE/dx$  and DIRC information. The likelihood function is used to define a tight kaon criterion and a loose criterion to veto pions. To satisfy the tight kaon criteria, the track must also have  $p_t > 250 \text{ MeV}/c$  and an angle with the beam between 0.45 and 2.5 rad so that the candidate is within the fiducial region of the DIRC.

### 3.2 Light hadron and $D$ meson reconstruction

The neutral  $\pi^0$  and  $\eta$  mesons are reconstructed from photon pairs. Mass constrained fits are applied to  $\pi^0$  and  $\eta$  candidates. The photons used to reconstruct the  $\eta$  must have energies greater than 200 MeV. Any photon used to reconstruct an  $\eta$  candidate is vetoed if it can be paired with an additional photon with energy greater than 150 MeV to form a  $\pi^0$  candidate with mass in the range 120 - 150  $\text{MeV}/c^2$ . This reduces the contribution from the  $B^- \rightarrow D^{(*)0}\rho^-$  background when a photon from a high energy  $\pi^0$  from  $\rho$  decay is associated with another photon to form an  $\eta$  candidate. This veto also reduces the cross-feed from color-suppressed  $D^{(*)0}\pi^0$  modes to the  $D^0\eta$  channel.

Candidate  $\omega$  mesons are reconstructed from  $\pi^+\pi^0\pi^-$  candidates with a vertex constraint applied to the  $\pi^+\pi^-$ . To reduce combinatoric background, the charged pion candidates must have a momentum greater than 200  $\text{MeV}/c$  while the  $\pi^0$  must have an energy greater than 250 MeV.

The  $D^0$  mesons are reconstructed in three decay modes:  $K^-\pi^+$ ,  $K^-\pi^+\pi^0$ , and  $K^-\pi^+\pi^+\pi^-$ . Vertex constraints are applied to the charged particles and mass constraints are applied using all particles. In the  $K^-\pi^+$  final state the kaon candidate must satisfy the pion veto requirement while in the  $K^-\pi^+\pi^0$  and  $K^-\pi^+\pi^+\pi^-$  final states the kaon candidate must satisfy the tight kaon criterion because of the increased background present in these combinations. All pion candidates must fail the tight kaon criterion. To reduce combinatoric background in the  $K^-\pi^+\pi^0$  final state, we require in addition that either the  $\pi^-\pi^0$  or one of the two  $K^-\pi$  combinations have an invariant mass consistent with an intermediate resonant state  $\rho^-$  or  $K^*$ . The energy of the  $\pi^0$  is also required to be greater than 300 MeV.

The  $\bar{B}^0$  mesons are reconstructed from  $D^0h^0$  ( $h^0 = \pi^0, \eta, \omega$ ) pairs. For the final state  $D^0\omega$  we apply a vertex constraint to the  $D^0$  and the two charged pions. The energy and momentum of the  $\bar{B}^0$  are calculated from the improved energies and momenta of the  $D^0$  and  $h^0$  that result from the vertex and mass fits.

The  $\bar{B}^0 \rightarrow D^0\pi^0$  sample is contaminated by the color-allowed  $B^- \rightarrow D^0\rho^-$  decay that has a branching fraction about fifty times larger than the color-suppressed decay. The contamination is caused by asymmetric  $\rho^- \rightarrow \pi^-\pi^0$  decays where the  $\pi^0$  has most of the energy of the  $\rho^-$ . The decay channel  $B^- \rightarrow D^0\rho^-$  is reconstructed and  $\bar{B}^0 \rightarrow D^0\pi^0$  candidates that are also reconstructed as  $B^- \rightarrow D^0\rho^-$  are vetoed. To make this veto as efficient as possible, the  $\rho^-$  is reconstructed using not only pion candidates as defined above but also low momentum pion candidates that are reconstructed using the SVT alone. The veto reduces the signal efficiency by 10%. Other channels vetoed are  $\bar{B}^0 \rightarrow D^{*0}h^0$ .  $D^{*0}$  candidates are reconstructed from a  $D^0$  paired with either a  $\pi^0$  with momentum less than 300  $\text{MeV}/c$  in the  $e^+e^-$  center-of-mass frame or with a photon. In the latter case, the photon must not be a partner in a pair of photons forming a  $\pi^0$  candidate. The  $D^{*0} - D^0$  mass difference is required to be less than 2.0 standard deviations away from its nominal value.

The reconstructed masses of the  $D^0$ ,  $\pi^0$ , and  $\eta$  are required to be within  $\pm 2.5\sigma$  of their nominal value [8]. The  $D^0$  mass resolutions are about 6, 12, and 5  $\text{MeV}/c^2$  for the  $K^-\pi^+$ ,  $K^-\pi^+\pi^0$ , and  $K^-\pi^+\pi^+\pi^-$  decay modes, respectively, while the  $\pi^0$  and  $\eta$  mass resolutions are about 8 and

16 MeV/c<sup>2</sup>, respectively. The reconstructed mass of the  $\omega$  candidates is required to be within  $\pm 25$  MeV/c<sup>2</sup> of the  $\omega$  nominal value [8].

### 3.3 $B$ candidate selection

Both  $b$  and  $u, d, s$ , and  $c$  quark-antiquark production contribute combinatoric background events for which the mass of the candidate  $B$  does not peak near the nominal  $B$  mass. To reject the  $u, d, s$ , and  $c$  components, we apply several selection criteria based upon the shape of the event in the  $e^+e^-$  center-of-mass frame.

The ratio of the second to the zeroth Fox-Wolfram moment [9] must be  $R_2 < 0.6$ . For each reconstructed  $\bar{B}^0$  candidate, we compute the thrust and sphericity axes of both the candidate and the rest of the event [10], and we apply a selection on the angles  $\theta_{\text{thr}}$  and  $\theta_{\text{sph}}$  between the two axes, respectively. The distributions of  $|\cos \theta_{\text{thr}}|$  and  $|\cos \theta_{\text{sph}}|$  peak near 1.0 for  $udsc$  background while they are nearly flat for  $B$  decays. Thus we require  $|\cos \theta_{\text{sph}}| < 0.85$  and  $|\cos \theta_{\text{thr}}| < 0.85$  for the  $D^0\pi^0$  and the  $D^0\eta$  final states. For the  $D^0\eta$  final state we take advantage of  $\sin^2 \theta^*$  distribution of the production angle  $\theta^*$  of the  $B$  mesons in the  $e^+e^-$  center of mass system, demanding  $|\cos \theta^*| < 0.80$ . The corresponding distribution is almost flat for any kind of combinatoric background. For the  $D^0\omega$  channel, as the  $\omega$  is a polarized vector particle, we use two other angles. The first angle is  $\theta_N$ , defined as the angle between the normal to the plane of the three daughter pions in the  $\omega$  center-of-mass frame and the  $\omega$  direction in the  $B$  center-of-mass frame. The second angle is  $\theta_D$ , the angle between one of the three pions in the  $\omega$  center-of-mass frame and the direction of one of the two remaining pions in the center-of-mass frame of these two pions. The signal events are distributed as  $\cos^2 \theta_N$  and  $\sin^2 \theta_D$ , while the corresponding distributions are flat for combinatoric background. We select only events inside a region of the three-dimensional parameter space of the angles  $\theta^*$ ,  $\theta_N$ , and  $\theta_D$  with high signal population.

In a small fraction of the events, even after the selection criteria and after the veto of  $B^- \rightarrow D^0\rho^-$  (for  $D^0\pi^0$ ) or  $\bar{B}^0 \rightarrow D^{*0}h^0$  (for  $D^0\eta/\omega$ ), more than one  $B$  candidate survives. We select the candidate with the lowest value of

$$\chi_B^2 = \left( \frac{m_D - m_D^{\text{nom}}}{\sigma_{m_D}} \right)^2 + \left( \frac{m_h - m_h^{\text{nom}}}{\sigma_{m_h}} \right)^2,$$

where  $\sigma_{m_D}$  and  $\sigma_{m_h}$  are the average mass resolutions of the  $D^0$  and the light hadron  $h^0$ . The  $D^0$  mass resolution depends on the  $D^0$  decay mode. The ratios in parentheses are found to be approximately Gaussian with mean values near 0.0 and standard deviations near 1.0.

## 4 Event yields

The energy-substituted mass is defined as  $m_{\text{ES}} = \sqrt{(E_B^*)^2 - (p_B^*)^2}$  and the energy difference is defined as  $\Delta E = E_D^* + E_h^* - E_B^*$ . Here  $p_B^*$  is the measured momentum of the  $B$  candidate and  $E_D^*$  and  $E_h^*$  are the energies of the  $D^0$  and the  $h^0$ , all calculated from the measured  $D^0$  and  $h^0$  momenta.  $E_B^*$  is the beam energy (and thus the energy of the  $B$  meson). All quantities with a \* are calculated in the  $e^+e^-$  center-of-mass frame. Signal events have  $m_{\text{ES}} \approx m_B = 5.279$  GeV/c<sup>2</sup> and  $\Delta E \approx 0$ . The  $m_{\text{ES}}$  resolution is dominated by the beam energy spread and is approximately 3 MeV/c<sup>2</sup>, independent of the  $B$  decay mode. The  $\Delta E$  resolutions for the  $D^0\pi^0$  and  $D^0\eta$  modes are dominated by the photon energy resolution in the EMC for the  $\pi^0$  or  $\eta$  decay products. They

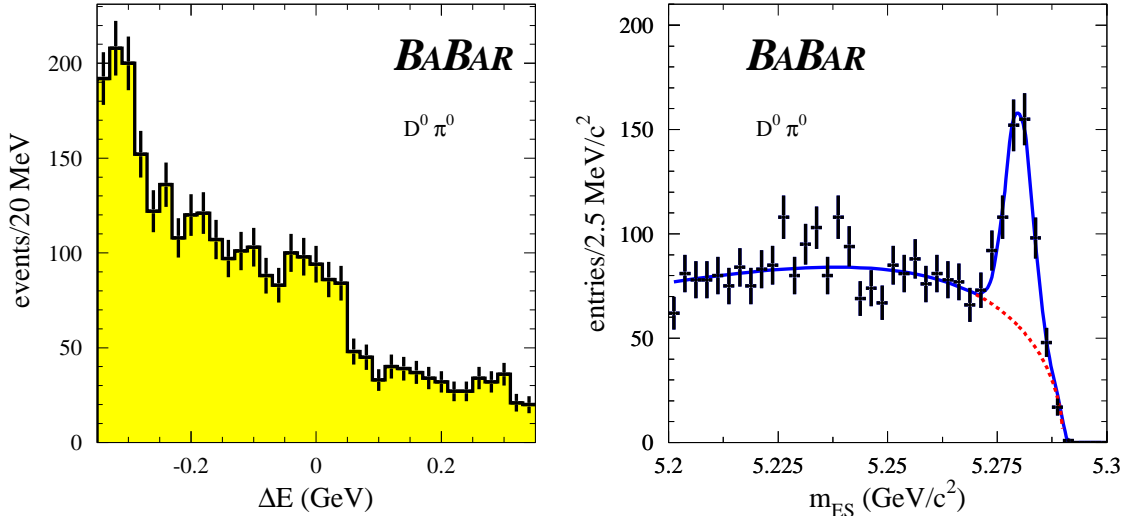


Figure 1: Distributions of  $\Delta E$  (left, with  $m_{\text{ES}}$  in the range 5.27–5.29  $\text{GeV}/c^2$ ) and beam energy substituted mass  $m_{\text{ES}}$  (right, with  $-90 < \Delta E < 100$  MeV) for  $\bar{B}^0 \rightarrow D^0 \pi^0$  candidates.

are approximately 30 – 40 MeV. The  $\Delta E$  resolution is better for the  $D^0 \omega$  mode because it is dominated by tracking resolution and is approximately 20 MeV.

The  $m_{\text{ES}}$  distributions with a selection on  $\Delta E$  and the  $\Delta E$  distributions with a selection on  $m_{\text{ES}}$  for  $D^0 \pi^0$ ,  $D^0 \eta$ , and  $D^0 \omega$  are shown in Figs. 1, 2, and 3, respectively. The  $m_{\text{ES}}$  distributions are shown for  $-90 < \Delta E < 100$  MeV for  $D^0 \pi^0$ ,  $|\Delta E| < 90$  MeV for  $D^0 \eta$ , and  $|\Delta E| < 60$  MeV for the  $D^0 \omega$  final states, respectively. The  $\Delta E$  distributions are shown for  $m_{\text{ES}}$  in the range 5.27–5.29  $\text{GeV}/c^2$ . We observe clear signals in all three channels.

We perform a least-squares fit of a function consisting of the sum of a Gaussian and an Argus background function [11] to the  $m_{\text{ES}}$  distribution for the  $D^0 \pi^0$  final state. For the  $D^0 \eta$  and  $D^0 \omega$  modes, where the signal yields are lower, we perform an unbinned maximum likelihood fit of the same functions to the  $m_{\text{ES}}$  distribution. The Argus function accounts for random combinatoric background originating from both  $u\bar{d}s\bar{c}$  continuum,  $\tau$  leptons, two-photon processes, and  $B\bar{B}$  events but not for “peaking background”. The peaking background accounts for specific channels described by a Gaussian very similar to the real signal.

We investigate peaking background by studying a generic background  $B\bar{B}$  Monte Carlo sample. The only significant peaking background in the  $\bar{B}^0 \rightarrow D^0 \pi^0$  selection originates from  $B^- \rightarrow D^{(*)0} \rho^-$  with an undetected low-momentum  $\pi^-$ . According to the Monte Carlo simulation, the veto described in Sec. 3.2 rejects 75% of  $B^- \rightarrow D^{(*)0} \rho^-$  events in the range  $\Delta E < -90$  MeV but only 16% of that background in the signal range  $-90 < \Delta E < 100$  MeV. The veto thus causes a flattening of the background in the  $\Delta E$  distribution thereby reducing the systematic error from the uncertainty in the energy resolution of the EMC. The peaking background is a smaller problem for  $D^0 \eta$  and  $D^0 \omega$  modes and contributes less than 12% of the total background in the signal region. We use the generic  $B\bar{B}$  Monte Carlo sample to estimate the amount of peaking background. Uncertainty in the branching fraction is included as a systematic error.

For the  $D^0 \pi^0$  final state, the least-squares fit to the  $m_{\text{ES}}$  distribution in Fig.1 gives the un-

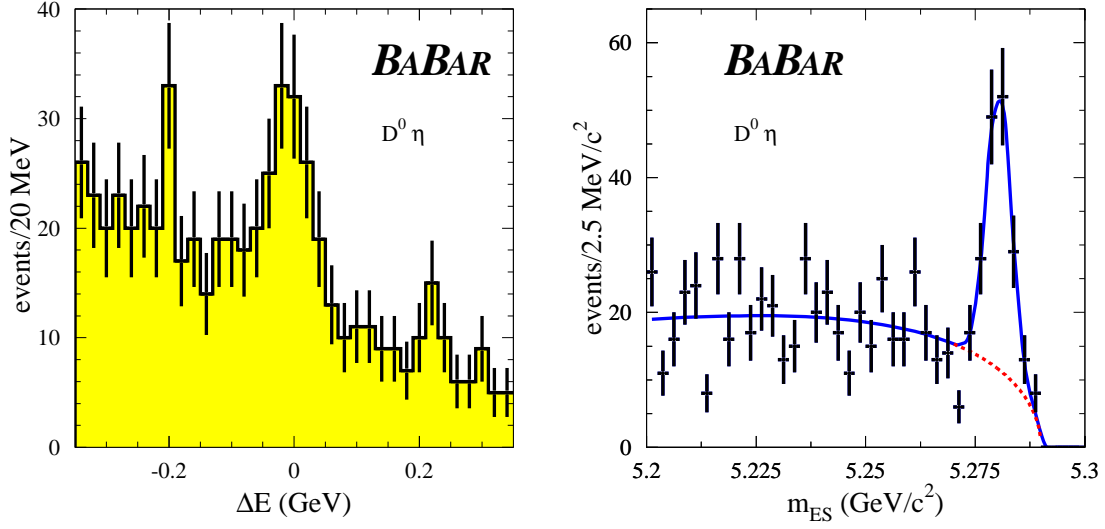


Figure 2: Distributions of  $\Delta E$  (left, with  $m_{ES}$  in the range 5.27–5.29  $\text{GeV}/c^2$ ) and beam energy substituted mass  $m_{ES}$  (right, with  $|\Delta E| < 90 \text{ MeV}$ ) for  $\bar{B}^0 \rightarrow D^0 \eta$  candidates.

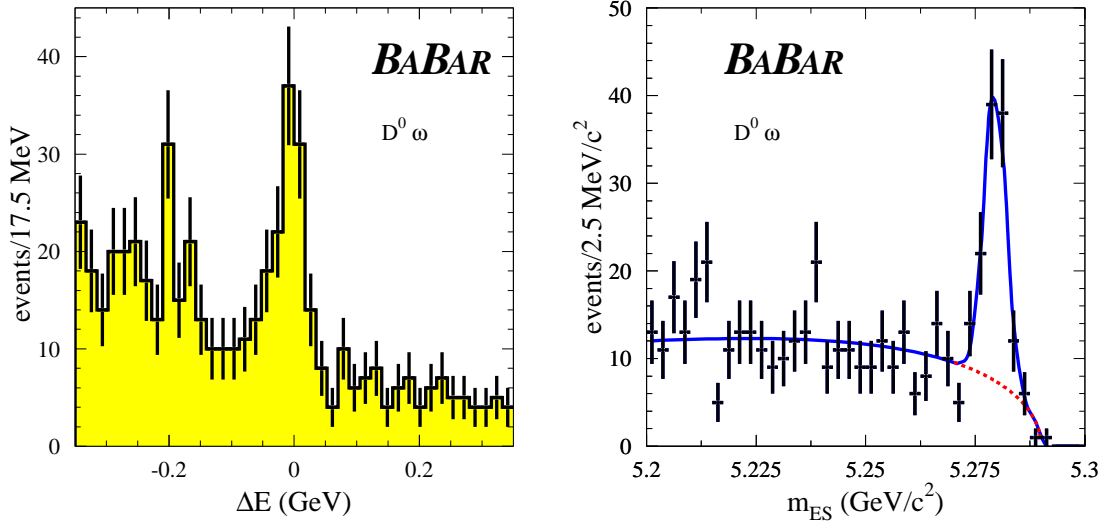


Figure 3: Distributions of  $\Delta E$  (left, with  $m_{ES}$  in the range 5.27–5.29  $\text{GeV}/c^2$ ) and beam energy substituted mass  $m_{ES}$  (right, with  $|\Delta E| < 60 \text{ MeV}$ ) for  $\bar{B}^0 \rightarrow D^0 \omega$  candidates.

corrected event yield as the area under the Gaussian. The  $D^0\eta$  and  $D^0\omega$  modes have smaller signal yields so the contribution parametrized by the Argus function is subtracted from the event yield obtained from the number of entries in the signal region defined by  $5.27 < m_{\text{ES}} < 5.29$  and  $|\Delta E| < 90 \text{ MeV}$  for  $D^0\eta$  and  $|\Delta E| < 60 \text{ MeV}$  for the  $D^0\omega$  final states. Finally, after subtraction of the estimated peaking background we obtain the signal yield. We obtain  $291 \pm 31$ ,  $101 \pm 14$ , and  $78 \pm 12$  for the  $D^0\pi^0$ ,  $D^0\eta$  and  $D^0\omega$  final states, respectively, see Table 1.

Event yields must be corrected for cross-feed from other color suppressed modes. Cross-feed to each signal from  $\bar{B}^0 \rightarrow D^{(*)0}h^0$  decays is investigated using the branching fractions measured by the CLEO [4] and Belle [5] Collaborations for the  $D^{*0}h^0$  final states. For each  $h^0$  the dominant contribution to  $\bar{B}^0 \rightarrow D^0h^0$  arises from the associated  $B^0 \rightarrow D^{*0}h^0$  modes. In the signal region, we estimate that the event yields for the  $D^0\pi^0$ ,  $D^0\eta$ , and  $D^0\omega$  final states receive contributions equal to 4.5%, 8.3%, and 2.4% from cross-feed.

The acceptance  $\mathcal{A}$ , as determined from signal Monte Carlo samples, must be corrected for differences between data and Monte Carlo simulation in tracking, vertex fitting, and particle identification. We correct the Monte Carlo simulation results using the outcome of detailed studies of detector performances in which control sets of data are compared with their Monte Carlo simulation. These procedures provide corrections that are applied per track (for track reconstruction efficiency), per kaon candidate (for particle identification efficiency), and per vertex fit (for vertex fit efficiency).

Dividing corrected signal yields ( $\mathcal{S}$ ) by the number of  $B\bar{B}$  events in the data sample  $N(B\bar{B})$ , the corrected acceptances ( $\mathcal{A}$ ), and the secondary branching fractions of the  $D^0$  and the  $h^0$  into the reconstructed final states  $X$  and  $Y$  respectively, gives branching fractions as

$$\mathcal{B}(\bar{B}^0 \rightarrow D^0h^0) = \frac{\mathcal{S}}{N(B\bar{B}) \times \mathcal{A} \times \mathcal{B}(D^0 \rightarrow X) \times \mathcal{B}(h^0 \rightarrow Y)}.$$

The resulting branching fractions and their statistical errors are listed in Table 1.

## 5 Systematic uncertainties and results

Systematic errors are associated with the corrections discussed above. In addition, we have considered systematic errors from other sources. Uncertainties in the acceptances from photon detection account for imperfect simulation of photon energy and position resolution, thus affecting  $\pi^0$  and  $\eta$  reconstruction and the  $\Delta E$  resolution. We have also investigated uncertainties in the simulation of peaking and combinatoric background. For the  $D^0\pi^0$  mode the systematic error associated with the veto of the  $B^- \rightarrow D^0\rho^-$  background has been studied and is part of the systematic error on the background estimate. We have varied the selection criteria described in Sec. 3.1 and 3.3 in order to assign a systematic error to the event selection. The errors from the counting of  $B\bar{B}$  pairs, from the branching fractions of  $D^0$  and  $h^0$  secondary decays [8], and the statistical error from the Monte Carlo samples used to determine the signal acceptance have also been evaluated. Table 2 summarizes these systematic errors for the three final states  $D^0\pi^0$ ,  $D^0\eta$ , and  $D^0\omega$ .

We obtain the branching fractions  $\mathcal{B}(\bar{B}^0 \rightarrow D^0\pi^0) = (2.89 \pm 0.29(\text{stat.}) \pm 0.38(\text{syst.})) \times 10^{-4}$ ,  $\mathcal{B}(\bar{B}^0 \rightarrow D^0\eta) = (2.41 \pm 0.39(\text{stat.}) \pm 0.32(\text{syst.})) \times 10^{-4}$ , and  $\mathcal{B}(\bar{B}^0 \rightarrow D^0\omega) = (2.48 \pm 0.40(\text{stat.}) \pm 0.32(\text{syst.})) \times 10^{-4}$ . They are listed in Table 1. These results are preliminary. The branching fractions are in good agreement with previous results from the CLEO [4] and Belle [5] Collaborations. They are more precise mainly due to larger sample of B decays. The branching fractions are considerably larger than the factorization predictions for these three modes.

Table 1: Signal event yields,  $\mathcal{A} \times \mathcal{B}(D^0 \rightarrow X) \times \mathcal{B}(h^0 \rightarrow Y)$ , and preliminary  $\mathcal{B}(\bar{B}^0 \rightarrow D^0 h^0)$ . The signal event yields shown are not corrected for cross-feed.

$\bar{B}^0$ decay	Event yield	$\mathcal{A} \times \mathcal{B}(D^0 \rightarrow X) \times \mathcal{B}(h^0 \rightarrow Y)(\%)$	$\mathcal{B}(\bar{B}^0 \rightarrow D^0 h^0)(10^{-4})$
$D^0 \pi^0$	$291 \pm 31$	2.1	$2.89 \pm 0.29(\text{stat.}) \pm 0.38(\text{syst.})$
$D^0 \eta$	$101 \pm 14$	0.9	$2.41 \pm 0.39(\text{stat.}) \pm 0.32(\text{syst.})$
$D^0 \omega$	$78 \pm 12$	0.6	$2.48 \pm 0.40(\text{stat.}) \pm 0.32(\text{syst.})$

Table 2: Fractional systematic errors on the measured branching fractions.

Category	$D^0 \pi^0$ (%)	$D^0 \eta$ (%)	$D^0 \omega$ (%)
Tracking	2.1	2.0	3.6
Vertex fit	1.4	1.4	2.5
Kaon identification	2.5	2.5	2.5
Cross feed	2.3	4.3	1.2
$\gamma$ , $\pi^0$ , and $\eta$ detection	5.3	3.6	6.0
$\Delta E$ resolution	5.7	6.7	4.6
Background estimate	4.4	3.2	5.2
Event selection	7.8	7.6	5.3
Number of $B\bar{B}$ pairs	1.1	1.1	1.1
$\mathcal{B}(D^0)$ and $\mathcal{B}(h^0)$	4.2	4.5	4.5
Monte Carlo statistics	0.7	1.5	2.4
Total	13.3	13.5	12.9

## 6 Acknowledgments

We are grateful for the extraordinary contributions of our PEP-II colleagues in achieving the excellent luminosity and machine conditions that have made this work possible. The success of this project also relies critically on the expertise and dedication of the computing organizations that support *BABAR*. The collaborating institutions wish to thank SLAC for its support and the kind hospitality extended to them. This work is supported by the US Department of Energy and National Science Foundation, the Natural Sciences and Engineering Research Council (Canada), Institute of High Energy Physics (China), the Commissariat à l’Energie Atomique and Institut National de Physique Nucléaire et de Physique des Particules (France), the Bundesministerium für Bildung und Forschung and Deutsche Forschungsgemeinschaft (Germany), the Istituto Nazionale di Fisica Nucleare (Italy), the Research Council of Norway, the Ministry of Science and Technology of the Russian Federation, and the Particle Physics and Astronomy Research Council (United Kingdom). Individuals have received support from the A. P. Sloan Foundation, the Research Corporation, and the Alexander von Humboldt Foundation.

## References

- [1] M. Neubert and B. Stech, “Non-Leptonic in *Heavy Flavours II*”, eds. A.J. Buras and M. Lindner, World Scientific, Singapore, 1998.

- [2] A. Deandrea and A.D. Polosa, Eur. Phys. J. C **22**, 677 (2002).
- [3] M. Neubert and A.A. Petrov, Phys. Lett. B **519**, 50 (2001).
- [4] The CLEO Collaboration, T.E. Coan *et al.*, Phys. Rev. Lett. **88**, 062001 (2002).
- [5] The Belle Collaboration, K. Abe *et al.*, Phys. Rev. Lett. **88**, 052002 (2002).
- [6] The *BABAR* Collaboration, B. Aubert *et al.*, Nucl. Instr. Meth. **479**, 1 (2002).
- [7] The Geant4 Collaboration, CERN preprint CERN-IT-2002-003, submitted to Nucl. Instr. Meth.
- [8] Particle Data Group, K. Hagiwara *et al.*, Phys. Rev. D **66**, 010001 (2002).
- [9] G.C. Fox and S. Wolfram, Phys. Rev. Lett. **41**, 1581 (1978).
- [10] The *BABAR* Physics Book, The *BABAR* Collaboration, eds. P.F. Harrison and H.R. Quinn, SLAC-R-504 (October 1998).
- [11] The ARGUS Collaboration, H. Albrecht *et al.*, Phys. Lett. B **185**, 218 (1987); **241**, 278 (1990).