

Recent Results of *BABAR*

D. Bernard¹,
Ecole Polytechnique, Palaiseau, France
For the *BABAR* Collaboration

Presented at “**New Trends in High-Energy Physics**”
Yalta, Crimea, Ukraine
September 22 – 29, 2001

Abstract

The *BABAR* detector at SLAC’s PEP-II storage ring has collected data equivalent to about 30.4 fb^{-1} through June 2001. Results on *CP* violation, and in particular searches for direct *CP* violation, and measurement of rare *B* decays are presented.

Stanford Linear Accelerator Center, Stanford University, Stanford, CA 94309

Work supported in part by Department of Energy contract DE-AC03-76SF00515.

¹Email: denis.bernard@in2p3.fr

1 Introduction

We present a sample of recent results from *BABAR* including the observation of CP violation with the measurement of $\sin 2\beta$ and of rare decay modes.

The *BABAR* experiment has been running at the PEP-II asymmetric e^+e^- collider since 1999. Its main goal is a high statistics study of B decays, including a study of CP violation in the B sector. The center-of-mass energy is tuned to the $\Upsilon(4S)$ just above the $B\bar{B}$ threshold. The asymmetry of the energies of the two beams provides a longitudinal boost so that the average B flight length is $\approx 250 \mu\text{m}$ and can be measured. The high nominal luminosity of $3 \times 10^{33} \text{ cm}^{-2}\text{s}^{-1}$ allows the study of many rare B decay channels.

The *BABAR* detector is described elsewhere [1]. Charged particle track parameters are obtained from measurements in a 5-layer double-sided silicon vertex tracker and a 40-layer drift chamber located in a 1.5-T magnetic field; both devices provide dE/dx information. Additional charged particle identification (PID) information is obtained from a detector of internally reflected Cherenkov light (DIRC) consisting of quartz bars that carry the light to a volume filled with water, and equipped with 10752 photomultiplier tubes. Electromagnetic showers are measured in a calorimeter (EMC) consisting of 6580 CsI(Tl) crystals. An instrumented flux return (IFR), containing multiple layers of resistive plate chambers, provides μ identification.

Most results presented here are obtained with a data sample of 30.4 fb^{-1} collected through June 2001, for a total amount of about $32 \times 10^6 B\bar{B}$ pairs.

2 Measurement of $\sin 2\beta$

The primary goal of the experiment is the observation of CP violation in the B sector. In the standard model (SM), CP violation occurs via a complex term in the Cabibbo-Kobayashi-Maskawa (CKM) matrix. The phase of such a complex term can eventually be measured from the interference of two amplitudes contributing to the same final state. In the Wolfenstein parametrization[2] of V_{CKM} , all the matrix elements are real, except V_{td} and V_{ub} . Most of the envisaged strategies to observe CP violation therefore use the interference between an amplitude containing one of these target complex CKM elements and a real amplitude, to a CP eigenstate.

In the case of a $b \rightarrow c\bar{c}s$ decay like $B \rightarrow J/\psi K_s^0$, the B can either decay directly via a real amplitude $\propto V_{cb}^* V_{cs}$, or decay after a $B^0 \rightarrow \bar{B}^0$ oscillation that proceeds through a box diagram with an amplitude $(V_{tb}^* V_{td})^2$ with a phase -2β . The measurement is theoretically clean, as the main higher-order diagrams have the same weak phase as the first-order ones. It is also relatively background free due to the presence of a J/ψ in the final state, and benefits from a branching ratio $\mathcal{B} \approx 10^{-3}$, a rather high value in the land of B decays.

The resulting evolution function $g_{\pm}(t)$, for a decay to a final state f , involves a complex quantity λ_f . If the (so called direct) CP violation in the decay itself can be neglected – as it is the case here, within 1 %, in the standard model – we have $|\lambda_f| = 1$, and we obtain:

$$g_{\pm}(t) = \frac{e^{-t/\tau_B}}{\tau_B} \times [1 \pm \text{Im} \lambda_f \sin(\Delta m_d t)],$$

where t is the B proper decay time, and the $+$ or $-$ corresponds to an initial \bar{B}^0 or B^0 meson. In the present case of a $b \rightarrow c\bar{c}s$ decay, λ_f is $\eta_f e^{-2i\beta}$, where η_f is the CP eigenvalue of f , and g simplifies to:

$$g_{\pm}(t) = \frac{e^{-t/\tau_B}}{\tau_B} \times [1 \mp \eta_f \sin 2\beta \sin(\Delta m_d t)], \quad (1)$$

allowing the measurement of $\sin 2\beta$. The “initial” state of the CP B can be known thanks to the EPR paradox: the $\Upsilon(4S)$ resonance having spin-parity 1^{--} , decays to a coherent $B\bar{B}$ pair in an antisymmetric state, so that when the first B decays, say to a B^0 , the other one is in the opposite state, a \bar{B}^0 . The oscillation time is then the difference Δt of the time of flight of the two B ’s, measured from the difference Δz of their flight lengths. The vertexing of the CP B is performed with an excellent precision, $\sigma_z \approx 60 \mu\text{m}$, thanks to the presence of the hard leptons from the J/ψ . The other B is vertexed inclusively, with a χ^2 cut that limits the systematics due to cascade charmed decays; the contribution of the other B dominates the resolution on Δz , which is of the order of $180 \mu\text{m}$ independent of the CP channel used.

The flavor determination of the other B , called tagging, is also performed inclusively: events are classified in four mutually-exclusive categories, using respectively the charge of the fastest lepton, the total charge of identified kaons, the output of neural networks that use the information carried by non-identified leptons and kaons, and by soft pions from D^* ’s, or are not tagged [3]. The effective tagging efficiency Q_i of each category i is defined as the product of its efficiency ϵ_i and of the square of its dilution $(1 - 2w_i)$. The total effective tagging efficiency $Q = \sum_{i=1}^4 \epsilon_i (1 - 2w_i)^2$ is measured on a large sample of exclusively reconstructed B decays of specific flavor ($B \rightarrow D^{(*)-} h^+$, $h = \pi, \rho, a_1$, and $B \rightarrow J/\psi K^{*0} (K^+ \pi^-)$), and is equal to $(26.1 \pm 1.2) \%$.

With a real detector, $\sin 2\beta$ is multiplied by a dilution factor $(1 - 2w)$ in eq. 1, and $g_{\pm}(\Delta t)$ is convoluted with a Δt resolution function. The value of $\sin 2\beta$ is obtained from an unbinned maximum likelihood fit to the Δt distribution of a combined event sample consisting of the CP sample and of the flavor sample. (The number of tagged events, the purity, and the CP effective value of the channels used are given in table 1). In this way, the mistagging probabilities w_i and the parameters of the resolution function are determined from the data, and their correlation with $\sin 2\beta$ is taken into account.

Background events are taken into account by a separate *pdf* that enters the likelihood. When the CP B has no K_L^0 in the final state, the probability for an event to be a signal event is computed from the value of the energy substituted mass $m_{\text{ES}} = (s/4 - \vec{p}_B^{*2})^{1/2}$ where s is the total energy and \vec{p}_B^* the measured momentum of the B candidate, in the $\Upsilon(4S)$ rest frame (fig. 1a). For a CP B with a K_L^0 in the final state, only the direction of the K_L^0 is measured in the detector, and a kinematic fit of m_{ES} to the nominal B mass is performed. The signal probability of the event is computed from the difference $\Delta E = E_B^* - E_{\text{beam}}^*$ between the energy of the B candidate and the beam energy, in the $\Upsilon(4S)$ rest frame (fig. 1b).

Table 1: Number of tagged events, signal purity and CP content of the CP and flavor samples.

	Channel	N_{tag}	Purity (%)	$\langle \eta_f \rangle$
CP sample	$J/\psi K_S^0 (\pi^+ \pi^-)$	316	98.	-1
	$J/\psi K_S^0 (\pi^0 \pi^0)$	64	94.	-1
	$\psi(2S) K_S^0 (\pi^+ \pi^-)$	67	98.	-1
	$\chi_{c1} K_S^0 (\pi^+ \pi^-)$	33	97.	-1
	$J/\psi K^{*0} (K_S^0 \pi^0)$	50	74.	0.65 ± 0.07
	$J/\psi K_L^0$	273	51.	+1
non CP sample	Flavor	7591	86	

The slight asymmetry of the time distributions (fig. 2) is barely visible, but the effect is clear

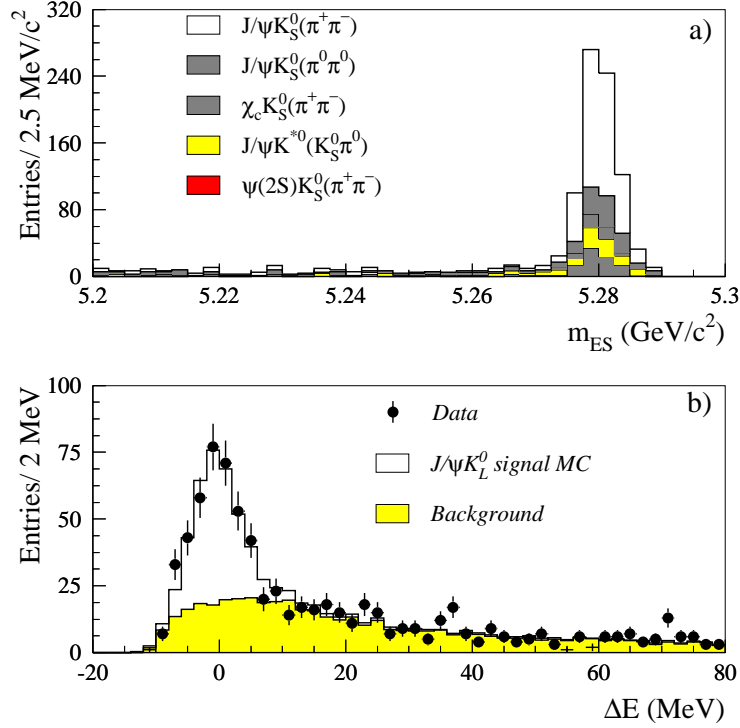


Figure 1: a) Distribution of m_{ES} for B candidates having a K_S^0 in the final state; b) distribution of ΔE for $J/\psi K_L^0$ candidates.

in the plot of the asymmetry itself $\mathcal{A}_{CP}(\Delta t) = -(1 - 2w)\eta_f \sin 2\beta \sin(\Delta m_d \Delta t)$. We obtain $\sin 2\beta = 0.59 \pm 0.14(stat) \pm 0.05(syst)$. If there were no CP violation, i.e. $\beta = 0$, the probability of such a measurement would be 3×10^{-5} . Therefore, our result for $\sin 2\beta$ represents a 4.1 standard deviation observation of CP violation [4] in the neutral B meson system.

The impact of the present measurement on the knowledge of the CKM matrix is shown in fig. 3. The set of measurements is clearly consistent within the framework of the standard model, while the present measurement significantly decreases the size of the 2σ allowed region.

We have also searched for direct CP violation in the decay. Releasing the constraint ¹ $|\lambda_f| = 1$, the evolution equation becomes:

$$g_{\pm}(\Delta t) = \frac{e^{-|\Delta t|/\tau_B}}{2\tau_B(1 + |\lambda_f|^2)} \times \left[\frac{1 + |\lambda_f|^2}{2} \pm \left(-\frac{1}{2}(1 - |\lambda_f|^2) \cos(\Delta m_d \Delta t) + \mathcal{I}m \lambda_f \sin(\Delta m_d \Delta t) \right) \right]$$

Fitting for $|\lambda_f|, \mathcal{I}m \lambda_f / |\lambda_f|$ with the $\eta_f = -1$ sample, we obtain [4] $|\lambda_f| = 0.93 \pm 0.09 \pm 0.03$, showing the absence of direct CP violation at the 10% level.

3 Charmless two body B decays

The V_{ub} term that appears in the amplitude of the decay $b \rightarrow u$ carries a γ phase: this makes the measurement of $\sin 2\alpha$ in $B \rightarrow \pi^+\pi^-$ decay-mixing interference attractive, using a time distribution

¹but still assuming that there is no CP violation in mixing.

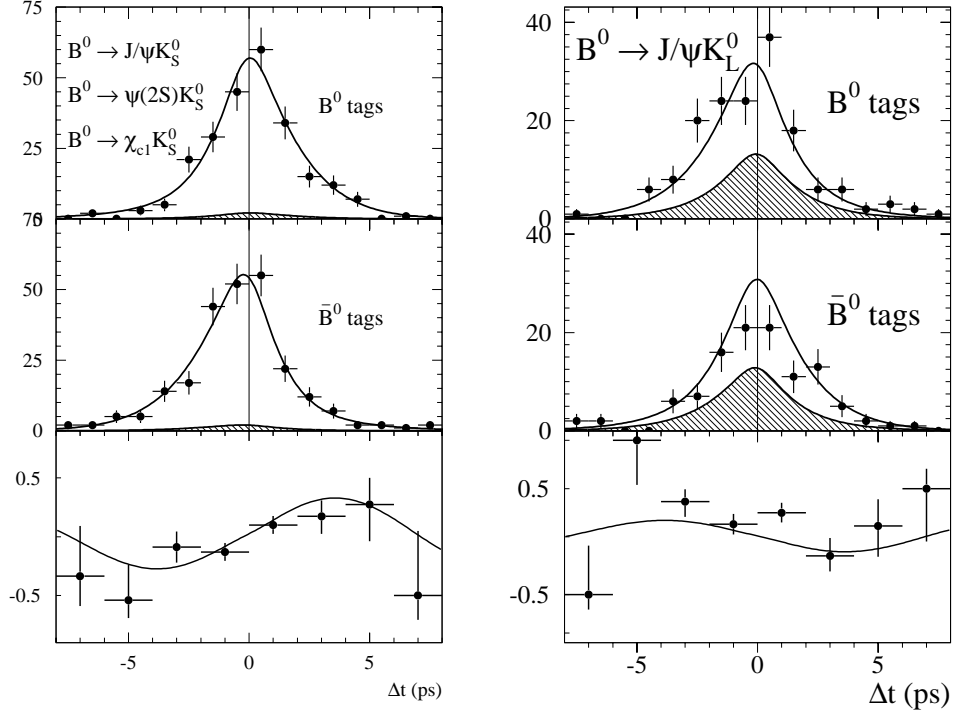


Figure 2: Left: Time distribution of $\eta_f = -1$ candidates with a B^0 tag N_{B^0} and with a \bar{B}^0 tag $N_{\bar{B}^0}$, and the asymmetry $(N_{B^0} - N_{\bar{B}^0})/(N_{B^0} + N_{\bar{B}^0})$. The solid curves represent the result of the combined fit to all selected CP events; the shaded regions represent the background contributions. Right: Corresponding information for the $\eta_f = +1$ mode ($J/\psi K_L^0$).

analysis similar to that for $\sin 2\beta$. However, in this case the decay has a strong CKM suppression ($V_{ub} \propto \lambda^3$), so that the higher-order diagrams, so called penguins, contribute at the same level as the tree diagram. This leads to a complication in the measurement of $\sin 2\alpha$, but also makes the process sensitive to the contribution of new heavy objects (Higgs, SUSY) in the penguin diagram, which would result in direct CP violation via tree-penguin interference in $B \rightarrow K^+ \pi^-$ decays.

On the experimental side, the difficulty is background rejection. The decaying B 's are almost at rest in the $\Upsilon(4S)$ rest frame, and their 2-body decay products are approximately back-to-back in that frame, while continuum ($e^+e^- \rightarrow q\bar{q}$) events have a two-jet topology that provides a lot of back-to-back track pairs. $B\bar{B}$ decay products are roughly isotropically distributed in the $\Upsilon(4S)$ frame and we use this behaviour to separate signal from noise.

Preselection cuts on global event shape parameters (Fox-Wolfram moment, sphericity), on the angle between the sphericity axes of the B and that of the rest of event, and on a Fisher discriminant \mathcal{F} that optimizes the use of the energy flow with respect to the decay axis [6]. Kaon/pion separation is achieved using the Cherenkov angle θ_c measured in the DIRC and the value of ΔE (computed with the pion hypothesis for both tracks).

The branching fractions are obtained by an unbinned maximum likelihood fit with the 4 variables: m_{ES} , ΔE , \mathcal{F} , θ_c and are given in table 2. The corresponding m_{ES} and ΔE spectra, after appropriate cut on the likelihood ratio to enhance the signal fraction, are given in

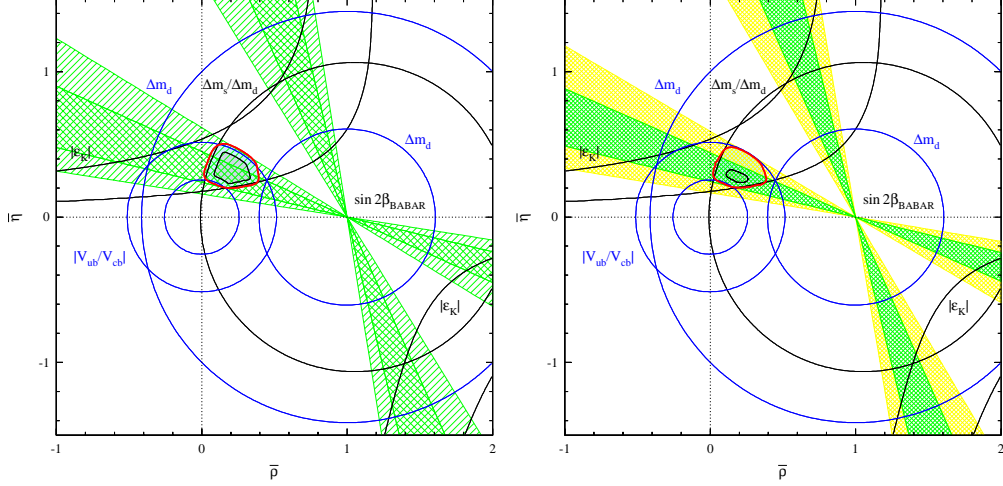


Figure 3: Allowed region (light (dark) grey: two (one) standard deviation) in the CKM parameters ρ, η plane. Left: the present $\sin 2\beta$ measurement is overlaid on preceding fit. Right: the present $\sin 2\beta$ measurement is included in the fit. The fit method is described in ref. [5].

Table 2: Detection efficiencies (ε), fitted signal yields (N_S), statistical significances (S), branching fractions (\mathcal{B}), and charge asymmetries of the charmless two body decays (20.7 fb^{-1}).

Mode	ε (%)	N_S	S (σ)	$\mathcal{B}/10^{-6}$	A_{CP}
$\pi^+\pi^-$	45	$41 \pm 10 \pm 7$	4.7	$4.1 \pm 1.0 \pm 0.7$	
$K^+\pi^-$	45	$169 \pm 17 \pm 13$	15.8	$16.7 \pm 1.6 \pm 1.3$	$-0.19 \pm 0.10 \pm 0.03$
K^+K^-	43	$8.2^{+7.8}_{-6.4} \pm 3.5$	1.3	< 2.5 (90% C.L.)	
$\pi^+\pi^0$	32	$37 \pm 14 \pm 6$	3.4	< 9.6 (90% C.L.)	
$K^+\pi^0$	31	$75 \pm 14 \pm 7$	8.0	$10.8^{+2.1}_{-1.9} \pm 1.0$	$0.00 \pm 0.18 \pm 0.04$
$K^0\pi^+$	14	$59^{+11}_{-10} \pm 6$	9.8	$18.2^{+3.3}_{-3.0} \pm 2.0$	$-0.21 \pm 0.18 \pm 0.03$
$\bar{K}^0 K^+$	14	$-4.1^{+4.5}_{-3.8} \pm 2.3$	—	< 2.4 (90% C.L.)	
$K^0\pi^0$	10	$17.9^{+6.8}_{-5.8} \pm 1.9$	4.5	$8.2^{+3.1}_{-2.7} \pm 1.2$	

fig. 4. Self-tagging modes are used to search for direct CP violation in the charge asymmetry $A_{CP} = (\mathcal{B}(\bar{B} \rightarrow \bar{f}) - \mathcal{B}(B \rightarrow f))/(\mathcal{B}(\bar{B} \rightarrow \bar{f}) + \mathcal{B}(B \rightarrow f))$.

A vigorous effort is under way to understand the shift in $\sin 2\alpha$ due to the presence of the penguins[7]. The quantity that is actually measured is denoted $\sin 2\alpha_{eff}$.

An unbinned maximum likelihood fit similar to that used for the branching fractions is used to measure $\sin 2\alpha_{eff}$: the variable Δt is added in the likelihood. The vertexing and tagging are similar to that used for $\sin 2\beta$. There is here a (strong) probability of direct CP violation so that the evolution equation used is:

$$g_{\pm}(t) = \frac{e^{-|\Delta t|/\tau_B}}{4\tau_B} \times [1 \pm (-C_f \cos(\Delta m_d t) + S_f \sin(\Delta m_d t))]$$

Fitting for the coefficients $C_f = (1 - |\lambda_f|^2)/(1 + |\lambda_f|^2)$ and $S_f = 2\text{Im}\lambda_f/(1 + |\lambda_f|^2)$ we get [8],

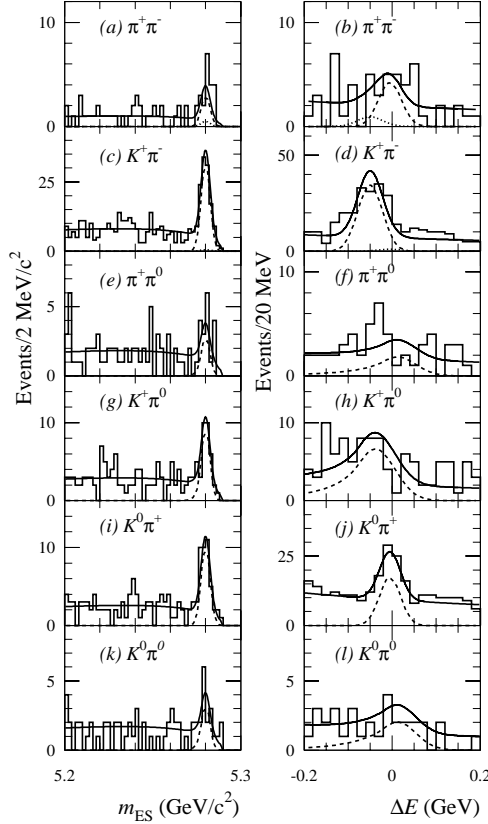


Figure 4: The m_{ES} and ΔE distributions of charmless two body decays, after a likelihood ratio cut. The solid curves represent the fit predictions for both signal and background; the dashed curve represents the given signal mode only and the dotted curve represents other modes of the same topology (20.7 fb^{-1}).

on 30.4 fb^{-1} , $S_f = 0.03_{-0.56}^{+0.53} \pm 0.11$ and $C_f = -0.25_{-0.47}^{+0.45} \pm 0.14$ (preliminary), where S_f would be equal to $\sin 2\alpha_{eff}$ if $|\lambda_f| = 1$ (No direct CP violation).

4 Radiative penguin decays

$b \rightarrow s\gamma$ decays like $B \rightarrow K^*\gamma$ are of particular interest because flavor changing neutral currents (FCNC) are forbidden in the standard model. Effective FCNC are induced by one-loop penguins in which the top quark dominates. Again, unknown heavy objects like charged Higgses or SUSY partners can contribute in the loop, and the interference with the SM diagram can induce CP violating charge asymmetries as large as 20 %, while the SM predicts $A_{CP} < 1 \text{ \%}$ [9].

Monochromatic photons are selected ($2.30 < E_\gamma < 2.85 \text{ GeV}$). As already noticed before, a large background from continuum events is present in this two body decay mode. The direction of the photon and the thrust of the rest of the event, in the $\Upsilon(4S)$ rest frame, are uncorrelated for $B \rightarrow K^*\gamma$ events, and strongly correlated for background, and a cut on their respective angle is the most powerful means of rejection available here. The branching fractions are measured with

Table 3: Number of events, significance, and branching fraction of $B \rightarrow K^*\gamma$ decays (20.7 fb^{-1}).

Mode	$\mathcal{B}(B \rightarrow K^*\gamma)/10^{-5}$
$K^+ \pi^-$	$4.39 \pm 0.41 \pm 0.27$
$K_S^0 \pi^0$	$4.10 \pm 1.71 \pm 0.42$
$K_S^0 \pi^+$	$3.12 \pm 0.76 \pm 0.21$
$K^+ \pi^0$	$5.52 \pm 1.07 \pm 0.33$

an unbinned maximum likelihood fit to the m_{ES} distribution (fig. 5, table 3).

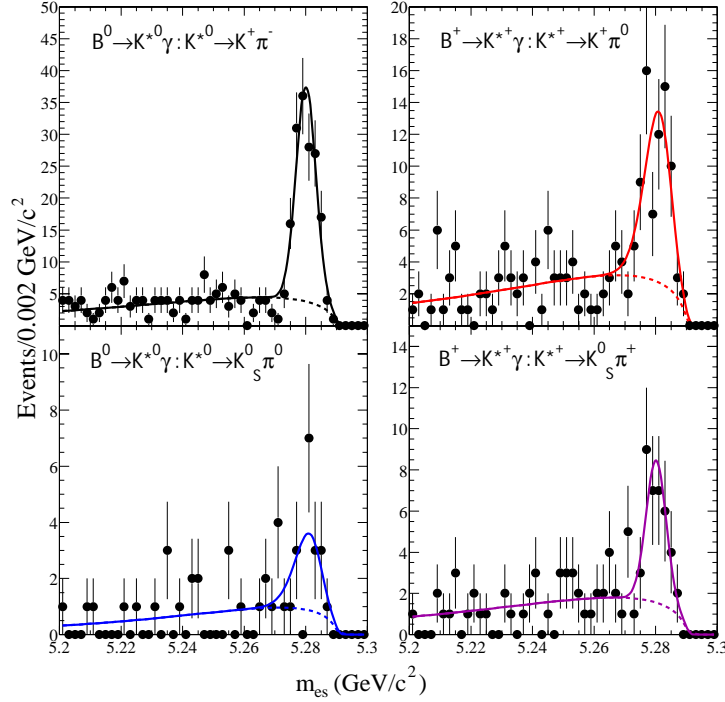


Figure 5: m_{ES} distributions of the four $K^*\gamma$ channels (20.7 fb^{-1}).

Charge asymmetry is measured for self-tagging modes (i.e. not $\gamma K_S^0 \pi^0$) and is found compatible with zero, $A_{CP} = -0.035 \pm 0.076 \pm 0.012$: this measurement already constrains possible physics beyond the SM.

5 Gluonic penguins

The $B \rightarrow \phi K^{(*)}$ decays present several interesting aspects: the decay is dominated by a gluonic penguin contribution, making this mode a smoking gun for the observation of this processes; the CP final eigenstate and the real decay amplitude make the measurement of $\sin 2\beta$ possible, in a system that has a different sensitivity to physics beyond the SM compared to $b \rightarrow c\bar{c}s$ decays [11].

Table 4: $B \rightarrow \phi K^{(*)}$ fitted number of signal event n_{sig} , statistical significance S , and measured branching ratio \mathcal{B} . The subscripts in the ϕK^{*+} modes refer to the kaon daughter of the ϕK^{*+} (20.7 fb $^{-1}$).

Mode	n_{sig}	S	$\mathcal{B}(10^{-6})$
ϕK^+	$31.4^{+6.7}_{-5.9}$	10.5	$7.7^{+1.6}_{-1.4} \pm 0.8$
ϕK^0	$10.8^{+4.1}_{-3.3}$	6.4	$8.1^{+3.1}_{-2.5} \pm 0.8$
ϕK^{*+}	—	4.5	$9.7^{+4.2}_{-3.4} \pm 1.7$
$\phi K_{K^+}^{*+}$	$7.1^{+4.3}_{-3.4}$	2.7	$12.8^{+7.7}_{-6.1} \pm 3.2$
$\phi K_{K^0}^{*+}$	$4.4^{+2.7}_{-2.0}$	3.6	$8.0^{+5.0}_{-3.7} \pm 1.3$
ϕK^{*0}	$20.8^{+5.9}_{-5.1}$	7.5	$8.7^{+2.5}_{-2.1} \pm 1.1$

Branching fractions are measured (table 4) with an unbinned maximum likelihood fit to m_{ES} , ΔE , \mathcal{F} , $m(K^+K^-)$ (and $K\pi$ mass and K^* helicity angle for ϕK^* modes). The decays $B^+ \rightarrow \phi K^{*+}$ and $B^0 \rightarrow \phi K^0$ are first observations[10].

6 Summary

We have presented a sample of recent results of the *BABAR* experiment. CP violation is observed in the B sector with a significance of 4.1 standard deviations. The observation of several rare B decays is reported, several of which allowed a search for direct CP violation in charge asymmetries.

The measurements presented here are statistically limited. The increase in integrated luminosity that is expected over the next few years – 500 fb $^{-1}$ in year 2005 – will allow a significant improvement in the precision of these results.

7 Acknowledgments

We are grateful for the extraordinary contributions of our PEP-II colleagues in achieving the excellent luminosity and machine conditions that have made this work possible. The collaborating institutions wish to thank SLAC for its support and the kind hospitality extended to them. This work is supported by the US Department of Energy and National Science Foundation, the Natural Sciences and Engineering Research Council (Canada), Institute of High Energy Physics (China), the Commissariat à l’Energie Atomique and Institut National de Physique Nucléaire et de Physique des Particules (France), the Bundesministerium für Bildung und Forschung (Germany), the Istituto Nazionale di Fisica Nucleare (Italy), the Research Council of Norway, the Ministry of Science and Technology of the Russian Federation, and the Particle Physics and Astronomy Research Council (United Kingdom). Individuals have received support from the Swiss National Science Foundation, the A. P. Sloan Foundation, the Research Corporation, and the Alexander von Humboldt Foundation.

References

- [1] *BABAR* Collaboration, B. Aubert *et al.*, “The *BABAR* Detector, ” hep-ex/0105044 (2001), submitted to Nucl. Instr. and Meth.
- [2] L. Wolfenstein, Phys. Rev. Lett. **51**(1983)1945.
- [3] B. Aubert *et al.* *BABAR* Collaboration, Phys. Rev. Lett. **86** 2515 (2001).
- [4] B. Aubert *et al.* *BABAR* Collaboration, Phys. Rev. Lett. **87**:091801 (2001).
- [5] A. Höcker *et al.*, Eur. Phys. Jour. C **21** 225 (2001).
- [6] B. Aubert *et al.*, *BABAR* Collaboration, Phys. Rev. Lett. **87**:151802 (2001).
- [7] M. Gronau and D. London, Phys. Rev. Lett. **65**, 3381 (1990);
N.G. Deshpande and X.G. He, Phys. Rev. Lett. **74**, 26 (1995);
S. Gardner, Phys. Rev. D **59**, 077502 (1999);
Y. Grossman and H.R. Quinn, Phys. Rev. D **58**, 017504 (1998);
J. Charles, Phys. Rev. D **59**, 054007 (1999);
M. Gronau, D. London, N. Sinha, and R. Sinha, Phys. Lett. B **514**315 (2001).
- [8] Study of CP Violating Asymmetries in $B \rightarrow \pi^+\pi^-$, $K^+\pi^-$ Decays, By *BABAR* Collaboration (B. Aubert et al.). SLAC-PUB-8929, *BABAR*-CONF-01-05. Contributed to 20th International Symposium on Lepton and Photon Interactions at High Energies (Lepton Photon 01), Rome, Italy, 23-28 Jul 2001. hep-ex/0107074.
- [9] A. Kagan and M. Neubert, Phys. Rev. D **58** 094012 (1998).
- [10] B. Aubert *et al.*, *BABAR* Collaboration, Phys. Rev. Lett. **87**:151801 (2001).
- [11] Y. Grossman and M. P. Worah, Phys. Lett. B **395** 241 (1997).