

ARTIAL WAVE ANALYSIS OF J / PSI ---> GAMMA K0(S) K+- PI-+

The Mark III Collaboration

Physical Review Letters

Stanford Linear Accelerator Center, Stanford University, Stanford, CA 94309

Work supported by Department of Energy contract DE-AC03-76SF00515.

PARTIAL WAVE ANALYSIS OF $J/\psi \rightarrow \gamma K_S^0 K^\pm \pi^\mp$

Z. BAI, G.T. BLAYLOCK, T. BOLTON, J. C. BRIENT, T. BROWDER,
J. S. BROWN, K. O. BUNNELL, M. BURCHELL, T. H. BURNETT,
R. E. CASSELL, D. COFFMAN, V. COOK, D. H. COWARD, F. DEJONGH,
D. E. DORFAN, J. DRINKARD, G. P. DUBOIS, G. EIGEN, K. F. EINSWEILER,
B. I. EISENSTEIN, T. FREESE, C. GATTO, G. GLADDING, C. GRAB,
J. HAUSER, C. A. HEUSCH, D. G. HITLIN, J. M. IZEN, P. C. KIM,
J. LABS, A. LI, W. S. LOCKMAN, U. MALLIK, C. G. MATTHEWS,
A. I. MINCER, R. MIR, P. M. MOCKETT, B. NEMATI, A. ODIAN,
L. PARRISH, R. PARTRIDGE, D. PITMAN, S. A. PLAETZER, J. D. RICHMAN,
H. F. W. SADROZINSKI, M. SCARLATTELLA, T. L. SCHALK, R. H. SCHINDLER,
A. SEIDEN, C. SIMOPOULOS, I.E. STOCKDALE, W. TOKI, B. TRIPSAS,
F. VILLA, M. WANG, S. WASSERBAECH, A. J. WEINSTEIN, S. WESELER,
H. J. WILLUTZKI, D. WISINSKI, W. J. WISNIEWSKI, R. XU, AND Y. ZHU

The MARK III Collaboration

California Institute of Technology, Pasadena, CA 91125
University of California at Santa Cruz, Santa Cruz, CA 95064
University of Illinois at Urbana-Champaign, Urbana, IL 61801
University of Iowa at Iowa City, Iowa City, IA 52242
Stanford Linear Accelerator Center, Stanford University, Stanford, CA 94305
University of Washington, Seattle, WA 98195

ABSTRACT

Results from a partial wave analysis of the decay $J/\psi \rightarrow \gamma K_S^0 K^\pm \pi^\mp$ in the $K_S^0 K^\pm \pi^\mp$ invariant mass range 1.35–1.6 GeV/c² are presented. Within the isobar model, the data in this mass range are best described by a mixture of 0^{-+} and 1^{++} amplitudes, corresponding to the $K^* \bar{K} + c.c.$ (P -wave), $K^* \bar{K} + c.c.$ (S -wave) and $a_0(980) \pi$ (S -wave) channels. These results show that $\eta(1430)$ is not a $J^{PC} = 0^{-+} a_0(980) \pi$ resonance, but a mixture of overlapping states.

Pacs numbers: 13.25.+m and 14.40.Cs.

Submitted to *Physical Review Letters*.

During the past decade, the study of isoscalar $K\bar{K}\pi$ states has received considerable attention, since one or more of these states^{1–3} may lie outside the nonets predicted by the quark model. One such state, $\eta(1430)$ [formerly $\iota(1440)$], has been considered a gluonium candidate¹ since its first observation in the decay $J/\psi \rightarrow \gamma K_S^0 K^\pm \pi^\mp$ by the Mark II experiment.⁴

The basic properties of $\eta(1430)$ are poorly understood: results from an early analysis,⁵ which determined that $\eta(1430)$ decays primarily through the $J^{PC} = 0^{-+} a_0(980)\pi$ (S -wave) channel, have not been substantiated in more recent analyses.⁶ The latter observe a significant $0^{-+} K^*K$ decay channel,⁷ and an $\eta(1430)$ invariant mass distribution which is poorly characterized as a single S -wave Breit-Wigner resonance. With the intention of addressing these issues, we report herein the results of an isobar-model⁸ partial wave analysis (PWA) of the decay $J/\psi \rightarrow \gamma K_S^0 K^\pm \pi^\mp$.

The present analysis is based on a sample of 5.8×10^6 produced J/ψ events collected with the Mark III detector⁹ at the SLAC e^+e^- storage ring SPEAR. Though $\eta(1430)$ has been detected in the $K_S^0 K^\pm \pi^\mp$, $K^+ K^- \pi^0$ and $K_S^0 K_S^0 \pi^0$ channels,^{4,5,6,10} we analyze only the $K_S^0 K^\pm \pi^\mp$ channel; of the three decay modes, it has the highest statistics, the least background, and the highest acceptance, and is therefore the most suitable for the PWA.

Candidate events for the decay $J/\psi \rightarrow \gamma K_S^0 K^\pm \pi^\mp$, $K_S^0 \rightarrow \pi^+\pi^-$ are required to have four charged tracks and one to six neutral showers. A pair of oppositely charged tracks is identified as a K_S^0 if the two track projections in the plane perpendicular to the beam axis intersect, and if the $\pi^+\pi^-$ invariant mass is in the range 0.478–0.513 GeV/ c^2 . Five-constraint kinematic fits of events with an identified K_S^0 are performed to the hypothesis $J/\psi \rightarrow \gamma K_S^0 K^\pm \pi^\mp$ for each shower in the event. Particles assigned to be kaons (pions) by the kinematic fit must not be identified as pions (kaons) by TOF measurement.¹¹ The best fit with a χ^2 probability of greater than 5% is retained for further analysis.

The $K_S^0 K^\pm \pi^\mp$ invariant mass distribution [Fig. 1(a)] shows a strong and markedly asymmetric $\eta(1430)$ signal. A Dalitz plot for the 1.35–1.45 GeV/ c^2 $K_S^0 K^\pm \pi^\mp$ mass region [Fig. 1(b)] shows a cluster of events in the region of low $K_S^0 K^\pm$ mass, while a

Dalitz plot for the 1.45–1.55 GeV/c² mass region [Fig. 1(c)] shows clear evidence for K^* bands. The higher mass Dalitz plot displays a population density characteristic of a 0^{-+} state decaying to K^*K : a dense cluster of events due to constructive interference where the K^* bands cross, and a vanishing population in the middle of each band, the signature of a longitudinally polarized (i.e., helicity = 0) K^* .

The quasi-two-body structure and associated spin-parity of the $K_S^0 K^\pm \pi^\mp$ system are more closely investigated in a PWA.¹² A model is formulated using a set of interfering amplitudes, the relative magnitudes and phases of which are estimated in a maximum likelihood fit. Using the measured four-vectors of the final state, we employ an invariant tensor formalism^{12,13} which is used to construct the amplitudes for the process $J/\psi \rightarrow \gamma X$, where the system X is in a well-defined J^{PC} state, and decays through a specified two-body channel. All 0^{-+} , 1^{++} and 1^{-+} amplitudes accessible to the $a_0(980) \pi$ and $K^* K$ ¹⁴ channels are considered. The K^* mass dependence is parametrized using a relativistic P -wave propagator¹⁵ with nominal values for K^* mass and width;¹⁶ the $a_0(980)$ state is described by a coupled-channel model.¹⁷ To account for events not described by the above amplitudes, we include an additional amplitude which is not allowed to interfere with the others, and corresponds to a three-body phase space decay of X .

Fits are performed in 25 MeV/c² $K_S^0 K^\pm \pi^\mp$ mass intervals spanning the range 1.35–1.60 GeV/c². Various combinations of amplitudes are fitted separately; log likelihoods are then compared to determine the dominant amplitudes. The $1^{-+} K^* K$ and $1^{++} K^* K$ D -wave amplitudes are found to contribute insignificantly to the likelihood, and are thus excluded. Due to limited charged track acceptance and statistics our technique cannot distinguish unambiguously between a $0^{-+} a_0(980) \pi$ amplitude and a $1^{++} a_0(980) \pi$ amplitude with polarization such that a uniform $\cos\theta_{a_0}$ ¹⁸ distribution is produced (we hereafter refer to this circumstance as “flat-polarization”). Near the $K^* K$ threshold, the $1^{++} K^* K$ S -wave and $1^{++} a_0(980) \pi$ amplitudes also become indistinguishable, the result of limited statistics and phase space. Consequently, we cannot rule out the presence of a flat-polarized $1^{++} a_0(980) \pi$ component in the data which is attributed to the $0^{-+} a_0(980) \pi$ channel, or the presence of a $1^{++} a_0(980) \pi$ component near the

K^*K threshold, and we fit only to the $1^{++} K^*K$ (S -wave), $0^{-+} K^*K$ (P -wave) and $0^{-+} a_0(980) \pi$ (S -wave) amplitudes.¹⁹ The resulting intensities, normalized to the number of produced $J/\psi \rightarrow \gamma K_S^0 K^\pm \pi^\mp$ events, appear in Fig. 2.

The stability of the fit results is tested under two differing conditions, which include (i) repeating the PWA described above with a series of variations in data selection criteria, $a_0(980)$ parametrization,²⁰ initial parameter values and mass binning, and (ii) repeating the analysis including various mixtures of the additional amplitudes: $0^{-+} [a_2(1320) \pi]$, $1^{++} [a_2(1320) \pi]$, $2^{++} [K^*K]$ and $2^{-+} [a_0(980) \pi, a_2(1320) \pi, K^*K]$. In each test, the dominant features of the fit remain unchanged; the $0^{-+} a_0(980) \pi$, $0^{-+} K^*K$ and $1^{++} K^*K$ S -wave amplitudes retain the highest significance, and consistently account for $\sim 75\%$ of the total signal analyzed. Moreover, the resulting intensity distributions do not vary with respect to each other by more than 20%. In test (ii), no significant increases in the likelihood are observed, and the fraction of incoherent phase space is reduced by an amount which increases as more waves are added.

Two-body invariant mass projections predicted from the fit results are compared to the data in Fig. 3. The comparisons indicate that reasonable fits have been achieved; similarly good agreement is observed in the angular production variables. As an additional check of fit quality, we perform a series of Monte Carlo experiments with the assumption that the fitted parameters are correct, and compare the experimental log likelihood with those obtained from the simulations. The mass regions 1.400–1.425 GeV/ c^2 , 1.425–1.450 GeV/ c^2 and 1.475–1.500 GeV/ c^2 are checked in this manner, and are found to be well simulated by the fitted model.

The intensity spectra in Figs. 2(a)–(c) are suggestive of three states in the 1.35–1.60 GeV/ c^2 region. Given the limited statistics and lack of a slowly varying reference amplitude, the measured phases cannot be used to verify this possibility. We nevertheless extract resonance parameters and branching ratios by performing χ^2 fits, using relativistic Breit-Wigner amplitudes, to the K^*K S -wave, K^*K P -wave and $a_0(980) \pi$ S -wave intensities in the mass intervals 1.375–1.575 GeV/ c^2 , 1.375–1.550 GeV/ c^2 , and 1.375–1.500 GeV/ c^2 , respectively. Masses, widths and branching fractions appear in Table I [the corresponding curves are plotted over the intensities in Figs. 2(a)–(c)] with

statistical and systematic errors. The systematic errors reflect variations in these results caused by (i) fitting each intensity spectra in larger or smaller mass intervals, (ii) fitting PWA results for data obtained using different selection criteria, and (iii) fitting the summed 0^{-+} intensities [Fig. 2(d)], using either coherent or incoherent sums of two Breit-Wigner amplitudes. The systematic errors on the branching ratios include an 8.5% uncertainty in the number of produced J/ψ events.

In a comparison with other experimental results in the 0^{-+} channel, we note that the $a_0(980)$ π resonance parameters in Table I are consistent with those of the $\eta(1400)$ state, which was first observed²¹ in a PWA of the process $\pi^-p \rightarrow \eta\pi^+\pi^-n$ at 8.06 GeV/c, and more recently observed by the Mark III collaboration in a preliminary PWA of $J/\psi \rightarrow \gamma\eta\pi^+\pi^-$.²² Studies of the process $\pi^-p \rightarrow K_S^0 K^+\pi^-n$ at 8 GeV/c²³ and $\pi^-p \rightarrow K_S^0 K_S^0 \pi^0 n$ at 21 GeV/c²⁴ also report 0^{-+} $a_0(980)$ π structure²⁵ near 1420 MeV/c², along with higher-mass contributions from 1^{++} and 0^{-+} K^*K . The above comparisons suggest that the same signals are seen both in radiative J/ψ decays and in π^-p interactions in the ~ 1.4 – 1.5 GeV/c² region; this argues against the idea that $\eta(1430)$ is a gluonium state. The identification of two pseudoscalar states (i.e., a ≈ 1420 MeV/c² $a_0(980)$ π state and a ≈ 1490 MeV/c² K^*K state) in the $\eta(1430)$ region, however, would increase the number of present isoscalar candidates for first radially excited 0^{-+} nonet to three,²⁶ indicating that a non- $q\bar{q}$ state may still exist between 1.2–1.6 GeV/c².

In the 1^{++} channel, the K^*K peak we observe is reasonably described by the $f_1(1420)$ parameters estimated from the reaction $J/\psi \rightarrow \omega K \bar{K} \pi$,²⁹ but has a mass which is significantly higher than the $f_1(1420)$ mass measured in two-photon²⁷ and central production²⁸ experiments. If our entire K^*K peak is attributed to the $f_1(1420)$ meson, its branching ratio in radiative J/ψ decays (assuming a 100% K^*K decay) is larger than that estimated for $f_1(1285)$ production,³⁰

$$BR(J/\psi \rightarrow \gamma f_1(1285)) \sim (4.1 - 8.4) \times 10^{-4},$$

suggesting that $f_1(1420)$ and $f_1(1285)$ are not ideally mixed. From the ratio of the above branching ratios, we estimate a mixing angle for the 1^{++} nonet in the range $\theta_A \sim 46^\circ - 56^\circ$, which agrees well with a weighted average of measurements³¹ from two-photon experiments.

It has been proposed³ that $f_1(1420)$ is a K^*K molecule, and that $f_1(1530)$ ³² is possibly the isoscalar partner of $f_1(1285)$. Although we observe no clear evidence for $J/\psi \rightarrow \gamma f_1(1530)$ in the present analysis, we cannot rule out such a process in the K^*K channel for branching ratios on the order of 10^{-4} .

In summary, this analysis has shown that the $K\bar{K}\pi$ signal observed in radiative J/ψ decay in the 1.35–1.60 GeV/ c^2 region decays predominantly through K^*K , in both the 0^{-+} and 1^{++} channels. Below ≈ 1.42 GeV/ c^2 , the $K\bar{K}\pi$ spectrum is more difficult to describe. Our fit results in this region indicate a small, but significant, contribution from $0^{-+} a_0(980) \pi$, but cannot rule out a similar contribution from $1^{++} a_0(980) \pi$.

We gratefully acknowledge the dedicated support of the SPEAR and Stanford Linear Accelerator operating staff. This work was supported in part by Department of Energy contracts DE-AC03-76SF00515, DE-AC02-76ER01195, DE-AC02-87ER40318, DE-AC03-81ER40050, and DE-AM03-76SF00010, and by the National Science Foundation.

REFERENCES

1. J. F. Donoghue, K. Johnson, and B. A. Li, Phys. Lett. **99B**, 416 (1981);
K. Ishikawa, Phys. Rev. Lett. **46**, 978 (1981); M. Chanowitz, Phys. Rev. Lett. **46**,
981 (1981).
2. M. Chanowitz, Phys. Lett. **187B**, 409 (1987).
3. J. L. Rosner, in Proceedings of the Second International Conference on Hadron
Spectroscopy, Tsukuba, Japan, 1987, edited by Y. Oyangi, K. Takamatsu, and
T. Tsuru (National Laboratory for High Energy Physics, 1987), p. 395.
4. D. Scharre *et al.*, Phys. Lett. **97B**, 329 (1980).
5. C. Edwards *et al.*, Phys. Rev. Lett. **49**, 259 (1982).
6. W. J. Wisniewski, in Ref. 3, p. 88; T. H. Burnett, in Proceedings of the BNL
Workshop on Glueballs, Hybrids and Exotic Hadrons, Upton, NY, 1988, edited
by S. U. Chung (American Institute of Physics, New York, 1989), p. 102.
7. All references to K^*K imply $K^*\bar{K} + \bar{K}^*K$.
8. D. Herndon, P. Söding, and R. J. Cashmore, Phys. Rev. D **133**, 3165 (1975).
9. D. Bernstein *et al.*, Nucl. Instrum. Methods **226**, 301 (1984).
10. J. Richman, Ph.D. thesis, California Institute of Technology, CALT-68-1231
(1985).
11. An identified kaon (pion) is a track with a TOF measurement which is closer to
that expected for a kaon (pion) than for a pion (kaon).
12. J. Drinkard, Ph.D. thesis, U.C. Santa Cruz, SCIPP-90/04 1990.
13. C. Zemach, Phys. Rev. B **140**, 97 (1965).
14. The K^*K amplitudes are constructed as G-parity eigenstates, with $G=C=+1$.
15. J. D. Jackson, Nuovo Cimento **34**, 1644 (1964).
16. M. Aguilar-Benitez *et al.* (Particle Data Group), Phys. Lett. **204B**, 1 (1988).
17. S. M. Flatté, Phys. Lett. **63B**, 224, 1976.

18. The angle θ_{a_0} is defined in the $K\bar{K}\pi$ rest frame as the polar angle of the $K\bar{K}$ system with respect to the $K\bar{K}\pi$ production axis.
19. The log likelihood (\mathcal{L}) from this fit, summed over the five mass intervals between 1.350–1.475 GeV/c², is 333; when a $1^{++} a_0(980)\pi$ amplitude is substituted for the $0^{-+} a_0(980)\pi$ amplitude, we obtain $\mathcal{L} = 329$; when both the 0^{-+} and $1^{++} a_0(980)\pi$ amplitudes are included in the fit, we obtain $\mathcal{L} = 361$, and observe destructive interference between the $1^{++} a_0(980)\pi$ and $1^{++} K^*K$ amplitudes which gives rise to large fluctuations in these intensities in the lower mass bins.
20. N. A. Tornqvist, Ann. Phys. **123**, 1 (1979); M. Roos and N. A. Tornqvist, Z. Phys. **C5**, 205 (1980); N. A. Tornqvist, Acta Phys. Pol. **B16**, 503 (1985).
21. A. Ando *et al.*, Phys. Rev. Lett. **57**, 1296 (1986); T. Tsuru, in Ref. 3, p. 233.
22. J. Drinkard, in Proceedings of the Fifteenth APS Division of Particles and Fields General Meeting, Houston, Texas, 1990 (to be published).
23. A. Birman *et al.*, Phys. Rev. Lett. **61**, 1557 (1989).
24. M. G. Rath *et al.*, Phys. Rev. **D40**, 693 (1989).
25. In Ref. 23, the $a_0(980)\pi$ amplitude is shown to be resonant.
26. Studies of a third candidate, $\eta(1280)$, appear in N. R. Stanton *et al.*, Phys. Rev. Lett. **42**, 346 (1979), and also in Ref. 21.
27. H. Aihara *et al.*, Phys. Rev. **D38**, 1 (1988); H. J. Behrend *et al.*, Z. Phys. **C42**, 367 (1989); G. Gidal *et al.*, Phys. Rev. Lett. **59**, 2016 (1987); P. Hill *et al.*, DESY-88-166, 1988.
28. T. A. Armstrong *et al.*, Z. Phys. **C34**, 23 (1987); T. A. Armstrong *et al.*, Phys. Lett. **221B**, 216 (1989).
29. J. J. Becker *et al.*, Phys. Rev. Lett. **59**, 186 (1987).
30. This estimate uses $BR[J/\psi \rightarrow \gamma f_1(1285)] \cdot BR[f_1(1285) \rightarrow \eta\pi\pi]$ and $BR[J/\psi \rightarrow \gamma f_1(1285)] \cdot BR[f_1(1285) \rightarrow 4\pi]$ from T. H. Burnett in Ref. 6. These branching ratios are converted into an estimate for $BR[J/\psi \rightarrow \gamma f_1(1285)]$ using the $f_1(1285)$ decay branching ratios listed in Ref. 16.

31. D. O. Caldwell, in Proceedings of the BNL Workshop on Glueballs, Hybrids and Exotic Hadrons, Upton, NY, 1988, edited by S. U. Chung (American Institute of Physics, New York, 1989), p. 465.
32. Ph. Gavillet *et al.*, Z. Phys. **C16**, 119 (1982); D. Aston *et al.*, Phys. Lett. **201B**, 573 (1988).

TABLE CAPTION

TABLE I. Results of χ^2 fits to the intensity distributions.

TABLE I.

Amplitude	M_X [MeV/c ²]	Γ_X [MeV/c ²]	$\text{BR}(J/\psi \rightarrow \gamma X, X \rightarrow K\bar{K}\pi)$ [10 ⁻³]
$1^{++} K^* K$	1443 $^{+7}_{-6}$ $^{+3}_{-2}$	68 $^{+29}_{-18}$ $^{+8}_{-9}$	0.87 $^{+0.14}_{-0.14}$ $^{+0.14}_{-0.11}$
$0^{-+} a_0(980) \pi$	1416 $^{+8}_{-8}$ $^{+7}_{-5}$	54 $^{+37}_{-21}$ $^{+13}_{-24}$	0.66 $^{+0.17}_{-0.16}$ $^{+0.24}_{-0.15}$
$0^{-+} K^* K$	1490 $^{+14}_{-8}$ $^{+3}_{-16}$	91 $^{+67}_{-31}$ $^{+15}_{-38}$	1.03 $^{+0.21}_{-0.18}$ $^{+0.26}_{-0.19}$

FIGURE CAPTIONS

1. (a) Invariant $K_S^0 K^\pm \pi^\mp$ mass distribution; (b) Dalitz plot for $1.35 < M_{K_S^0 K^\pm \pi^\mp} < 1.45 \text{ GeV}/c^2$; (c) Dalitz plot for $1.45 < M_{K_S^0 K^\pm \pi^\mp} < 1.55 \text{ GeV}/c^2$.
2. Acceptance-corrected partial wave intensities for $1.35 < M_{K_S^0 K^\pm \pi^\mp} < 1.60 \text{ GeV}/c^2$. Plotted are the (a) $1^{++} K^* K$ S -wave, (b) $0^{-+} K^* K$, (c) $0^{-+} a_0(980) \pi$, (d) summed 0^{-+} and (e) incoherent phase space intensities. In (f) is a histogram of the data, also corrected for acceptance. Accompanying plots (a), (b) and (c) are curves corresponding to the χ^2 fits described in the text.
3. Distributions in two-body invariant masses $M_{K_S^0 K^\pm}$, $M_{K_S^0 \pi^\mp}$, and $M_{K^\pm \pi^\mp}$ for the data (points) and Monte Carlo (histograms) in the $K_S^0 K^\pm \pi^\mp$ mass intervals (a) 1.400–1.425 GeV/c^2 , (b) 1.425–1.450 GeV/c^2 , and (c) 1.475–1.500 GeV/c^2 .

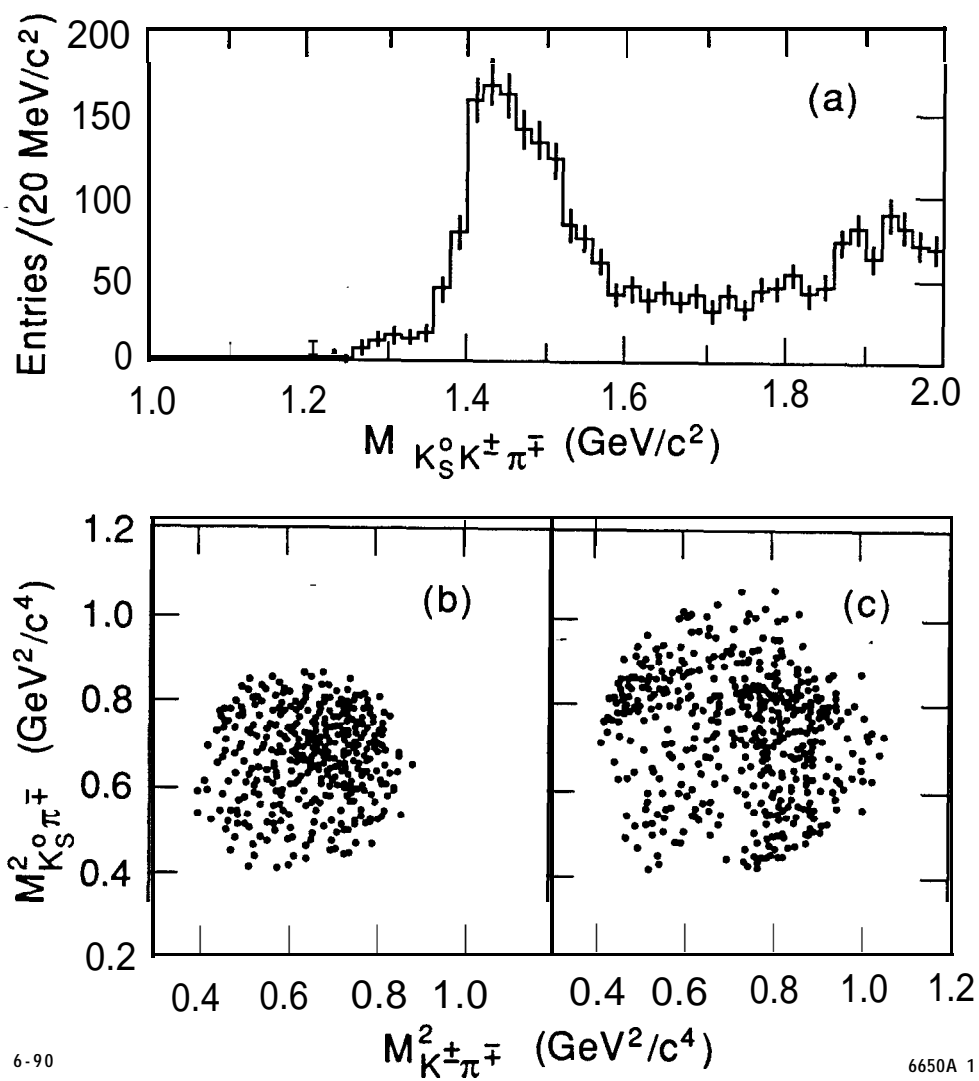


Fig. 1

Werner

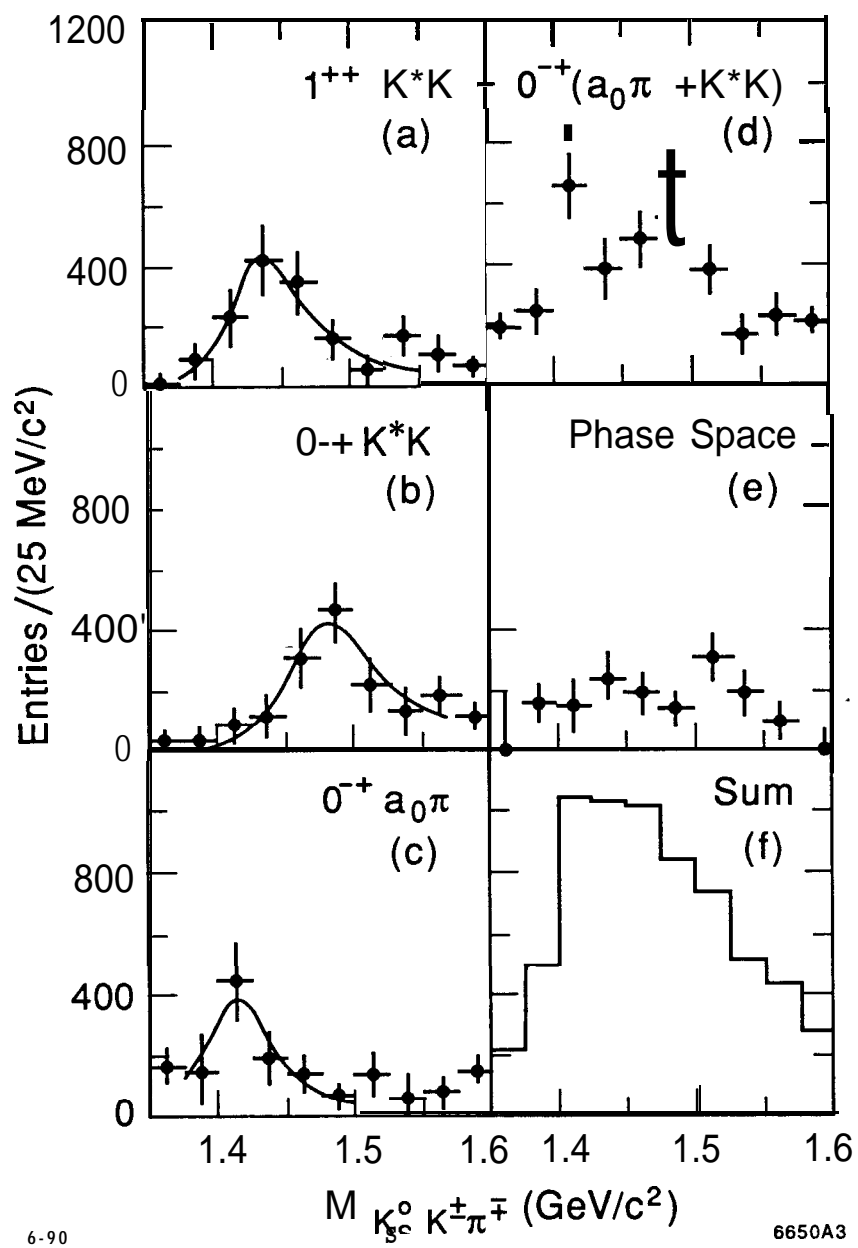


Fig. 2

Colme

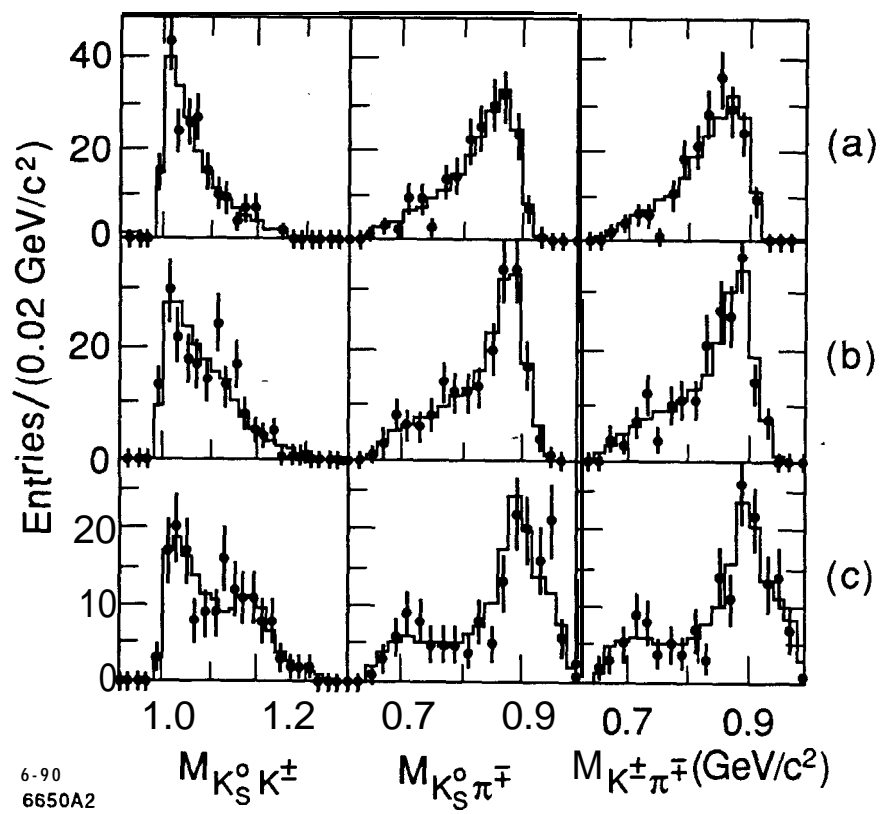


Fig. 3

Bob