

## New Results on Leptonic $B$ meson decays at $BABAR$

Kim Hojeong

*Stanford Linear Accelerator Center, 2575 Sand Hill Road, Menlo Park, CA, 94025, USA*

We present selected new results on leptonic  $B$  meson decays from the  $BABAR$  experiment: searches for the decays  $B^0 \rightarrow \ell^+ \ell^-$ ,  $B^+ \rightarrow \ell^+ \nu$  and  $B^0 \rightarrow \ell^+ \tau^-$ , and  $B \rightarrow K \nu \bar{\nu}$ , where  $\ell = e$  or  $\mu$ <sup>1</sup>. We observe no evidence for these decays and set upper limits on their branching fractions.

### 1 Introduction

Leptonic  $B$  meson decays provide an important tool to investigate the Standard Model (SM) and physics beyond the SM. They are highly suppressed in the SM, because they involve a  $b \rightarrow d$  transition, require an internal quark annihilation, and there are also helicity suppression for  $B^0 \rightarrow \ell^+ \ell^-$  and  $B^+ \rightarrow \ell^+ \nu$  modes, and because the flavor-changing neutral-currents are forbidden at the tree level for  $B \rightarrow K \nu \bar{\nu}$  mode. The decay rates can be enhanced or reduced when heavy virtual particles like Higgs or super-symmetric<sup>2</sup> (SUSY) particles replace the W boson or show up at higher orders in loop diagrams. Constraints on these decays can provide information on important SM parameters, such as  $B$  meson decay constant. They have identifiable final states with low multiplicity, but they are mostly below our sensitivity. These decay modes will play an important role at the future colliders, such as a Super-B factory, ILC, and LHC (for muon modes).

The analyses described in this paper use data recorded with the  $BABAR$  detector at the PEP-II asymmetric energy  $e^+e^-$  storage rings. A detailed description of the  $BABAR$  detector can be found elsewhere<sup>3</sup>. A full  $BABAR$  Monte Carlo (MC) simulation using GEANT4<sup>4</sup> is used to evaluate signal efficiencies and to identify and study background sources.

*Contributed to 43rd Rencontres De Moriond On Electroweak Interactions And Unified Theories,  
3/1/2008-3/8/2008, La Thuile, Italy*

Work supported in part by US Department of Energy contract DE-AC02-76SF00515

Table 1: Result of  $B^0 \rightarrow \ell^+ \ell^-$  analysis. Efficiency ( $\epsilon$ ), number of signal events ( $N_{sig}$ ) from ML fit, and 90% confidence level upper limit on the branching fraction (UL(BF)) for the three leptonic decays  $B^0 \rightarrow e^+ e^-$ ,  $B^0 \rightarrow \mu^+ \mu^-$ , and  $B^0 \rightarrow e^\pm \mu^\mp$  are shown.

	$\epsilon$ (%)	$N_{sig}$	UL(BF) $\times 10^{-8}$
$B^0 \rightarrow e^+ e^-$	$16.6 \pm 0.3$	$0.6 \pm 2.1$	11.3
$B^0 \rightarrow \mu^+ \mu^-$	$15.7 \pm 0.2$	$-4.9 \pm 1.4$	5.2
$B^0 \rightarrow e^\pm \mu^\mp$	$17.1 \pm 0.2$	$1.1 \pm 1.8$	9.2

## 2 $B^0 \rightarrow \ell^+ \ell^-$

The leptonic decays  $B^0 \rightarrow \ell^+ \ell^-$  are studied using  $383.6 \times 10^6$   $B\bar{B}$  events. The SM prediction on the branching fractions (BFs) are  $1.9 \times 10^{-15}$  ( $8.0 \times 10^{-11}$ ) for the  $e^+ e^-$  ( $\mu^+ \mu^-$ ) mode, and the  $B^0 \rightarrow e^\pm \mu^\mp$  decay is forbidden. The best upper limits (UL) on the BFs have been set at the order of  $10^{-8}$  by the *BABAR*<sup>5</sup> experiment for  $e^+ e^-$  and  $e^\pm \mu^\mp$  modes using  $111\text{fb}^{-1}$ , and by *CDF*<sup>6</sup> experiment for  $\mu^+ \mu^-$  mode with  $2\text{fb}^{-1}$ .

The  $B^0$  candidate is reconstructed by combining two oppositely charged tracks originating from a common vertex. We use two kinematic quantities:  $m_{ES} = \sqrt{(E_{\text{beam}}^*)^2 - (\sum_i \mathbf{p}_i^*)^2}$  and  $\Delta E = \sum_i \sqrt{m_i^2 + (\mathbf{p}_i^*)^2} - E_{\text{beam}}^*$ , where  $E_{\text{beam}}^*$  is the beam energy in the CM frame,  $\mathbf{p}_i^*$  and  $m_i$  are the momenta in the CM frame and the masses of the daughter particles  $i$  of  $B$  meson.  $E_{\text{beam}}^*$  is used instead of the measured  $B$  meson energy in the CM frame because  $E_{\text{beam}}^*$  is more precisely known. For correctly reconstructed  $B^0$  mesons, the  $m_{ES}$  distribution has a maximum at the  $B^0$  mass with a standard deviation of about  $2.5\text{MeV}/c^2$  and the  $\Delta E$  distribution has a maximum near zero with a standard deviation of about  $25\text{MeV}$ .

Stringent requirements on particle identification<sup>7</sup> are made to reduce the contamination from misidentified hadrons and leptons. We retain about 93% (73%) of the electrons (muons), with a misidentification rate for pions of less than about 0.1% (3%). The main background are continuum processes where  $e^+ e^- \rightarrow f\bar{f}$ , ( $f = u, d, s, c, \tau$ ). A Fisher discriminant<sup>8</sup> ( $\mathcal{F}$ ) is constructed, using their different event topology with respect to that of the signal events.

A maximum likelihood (ML) fit is performed based on the variables  $m_{ES}$ ,  $\Delta E$  and  $\mathcal{F}$ . The results are summarized in Table 1. The event and background *sPlot*<sup>9</sup> distributions are shown in Figure 1. Using a Bayesian approach, a 90% confidence level (CL) UL on the BF is calculated. The systematic uncertainties are included as a Gaussian into the likelihood calculation.

## 3 $B^+ \rightarrow \ell^+ \nu$ and $B^0 \rightarrow \ell^+ \tau^-$

We present searches for the decays  $B^+ \rightarrow \ell^+ \nu$  and the lepton flavor violating decays  $B^0 \rightarrow \ell^+ \tau^-$ , where  $\ell = e$  or  $\mu$  using  $378 \times 10^6$   $B\bar{B}$  events. The SM predictions of the BFs are of the order of  $10^{-11}$  ( $10^{-7}$ ) for  $B^+ \rightarrow e^+ \nu$  ( $B^+ \rightarrow \mu^+ \nu$ ), and  $B^0 \rightarrow \ell^+ \tau^-$  modes are forbidden. The UL on the BFs have been measured by *BABAR*<sup>10</sup>, *Belle*<sup>11</sup>, and *CLEO*<sup>12</sup>. The best published limits are from *Belle* for  $B^+ \rightarrow \ell^+ \nu$ , at the order of  $10^{-6}$  with  $253\text{fb}^{-1}$ , and *CLEO* for  $B^0 \rightarrow \ell^+ \tau^-$ , at the order of  $10^{-4 \sim -5}$  with  $9.6 \times 10^6$   $B\bar{B}$  events.

We fully reconstruct one of the two  $B$  mesons ( $B_{\text{tag}}$ ) in the event:  $B_{\text{tag}} \rightarrow D^{(*)} X_{\text{had}}$ ,  $X_{\text{had}}$  decays in combinations of  $K$ 's and  $\pi$ 's. This method has not been used for searches for these

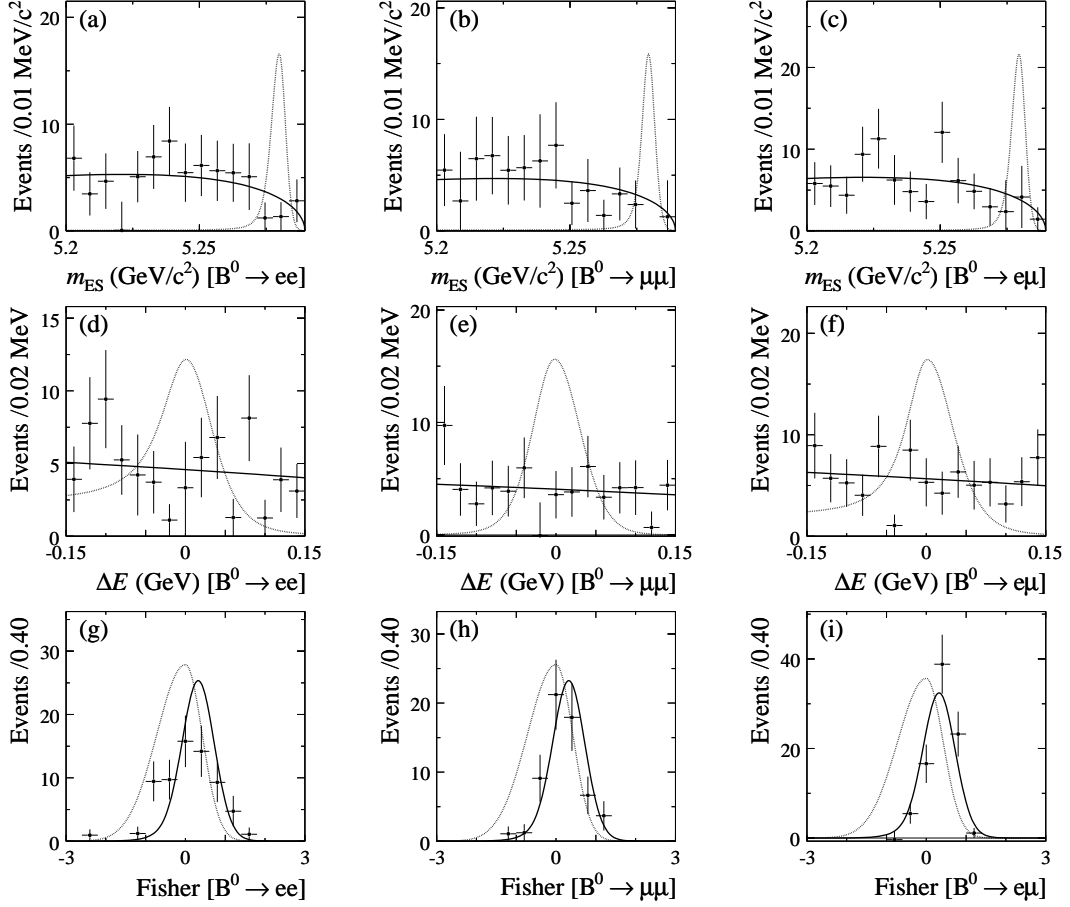


Figure 1: The distributions of events in  $m_{ES}$  (a,b,c),  $\Delta E$  (d,e,f) and  $\mathcal{F}$  (g,h,i) for  $B^0 \rightarrow e^+e^-$  (left),  $B^0 \rightarrow \mu^+\mu^-$  (middle),  $B^0 \rightarrow e^\pm\mu^\mp$  (right) are shown. The points with error bars are data. The overlaid solid curve in each plot is the background  $sPlot$  distribution obtained by maximizing the likelihood not using the information from the corresponding component. The dotted line, representing the signal probability density function with an arbitrary scaling, indicates where the signal is expected.

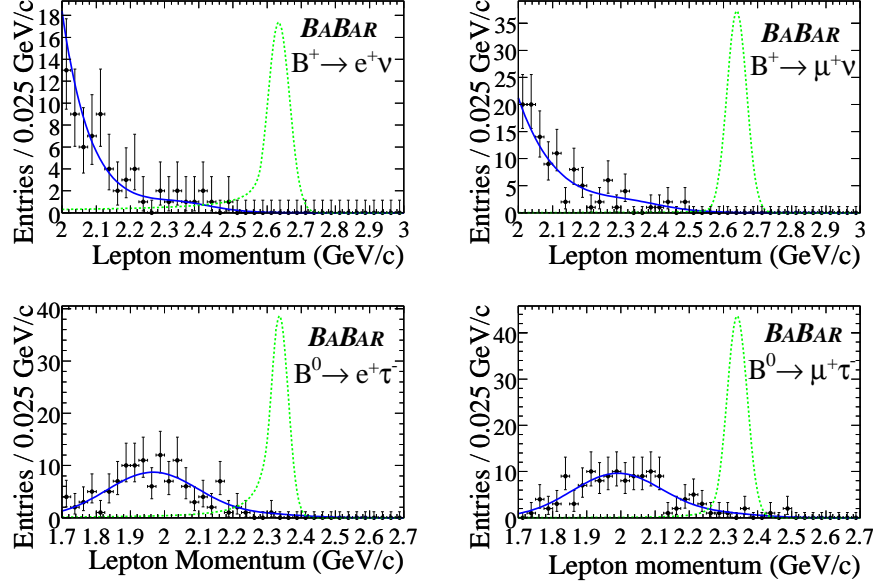


Figure 2: The unbinned maximum likelihood fits and the distributions of the lepton momentum for  $B^+ \rightarrow \ell^+ \nu$  and  $B^0 \rightarrow \ell^+ \tau^-$  analyses. The points with error bars are data, the solid line represents the ML fit. The dashed line, representing the signal probability density function with an arbitrary scaling, indicates where the signal is expected.

modes. To suppress the continuum backgrounds, we use their different event topologies with respect to that of the signal events. After all selection criteria are applied, it results in a yield of approximately 2500 (2000) correctly reconstructed  $B^+$  ( $B^0$ ) candidates per  $\text{fb}^{-1}$  of data. This hadronic tagging method yields lower statistics than other methods but it provides an almost background-free environment.

All particles not used in the  $B_{tag}$  reconstruction are included in the reconstruction of the signal  $B$  meson. From the two-body kinematics, we expect a mono-energetic lepton in the signal  $B$  rest frame: lepton momentum ( $p^*$ ) of 2.64 (2.34)  $\text{GeV}/c$  for the  $B^+ \rightarrow \ell^+ \nu$  ( $B^0 \rightarrow \ell^+ \tau^-$ ) modes.

We reconstruct  $\tau$  in the following modes:  $e^- \bar{\nu}_e \nu_\tau$ ,  $\mu^- \bar{\nu}_\mu \nu_\tau$ ,  $\pi^- \nu_\tau$ ,  $\pi^- \pi^0 \nu_\tau$ ,  $\pi^- \pi^0 \pi^0 \nu_\tau$ , and  $\pi^- \pi^- \pi^+ \nu_\tau$ . The second highest momentum track in the event excluding the  $B_{tag}$  daughters is assumed to be a  $\tau$  daughter, and is required to have a charge opposite to the primary signal lepton.

The signal yields are extracted from unbinned ML fits to the signal lepton momentum distributions, as measured in the signal  $B$  rest frame. The fits are restricted to the ranges in  $p^*$  shown in Fig. 2. Using a Bayesian approach, a 90% CL UL on the BF is determined. The dominant systematic uncertainties are due to the fitting procedure and the determination of  $B_{tag}$  efficiencies. The total uncertainty is between 10 and 16% depending on the modes. The uncertainties are incorporated into the final results by varying the BF assumption by its uncertainty when integrating likelihood for the 90% CL UL. The results are summarized in Table 2.

Table 2: Result of  $B^+ \rightarrow \ell^+\nu$  and  $B^0 \rightarrow \ell^+\tau^-$  analyses. The efficiency ( $\epsilon$ ), number of signal events ( $N_{sig}$ ) and 90% CL UL on the BF (UL(BF)) for the decay modes are shown.

	$\epsilon (\times 10^{-5})$	$N_{sig}$	UL(BF) $\times 10^{-6}$
$B^+ \rightarrow e^+\nu$	$135 \pm 4$	$-0.07 \pm 0.03$	5.2
$B^+ \rightarrow \mu^+\nu$	$120 \pm 4$	$-0.11 \pm 0.05$	5.6
$B^0 \rightarrow e^+\tau^-$	$32 \pm 2$	$0.02 \pm 0.01$	28
$B^0 \rightarrow \mu^+\tau^-$	$27 \pm 2$	$0.01 \pm 0.01$	22

#### 4 $B \rightarrow K\nu\bar{\nu}$

The  $B \rightarrow K\nu\bar{\nu}$  decays are studied using  $319 \text{ fb}^{-1}$  of data. The SM prediction of this mode<sup>13</sup> is  $(3.8 \pm 1.2) \times 10^{-6}$  and the best published UL is at  $1.4 \times 10^{-5}$  from Belle<sup>14</sup> with  $535 \times 10^6 B\bar{B}$  events.

We reconstruct one of the two  $B$  mesons in the event, where it decays semileptonically:  $B^+ \rightarrow D^{(*)0}\ell^+\nu$ . Compared to hadronic tagging method used in  $B^+ \rightarrow \ell^+\nu$  and  $B^0 \rightarrow \ell^+\tau^-$  analyses, this semileptonic tagging method yields higher statistics with more background.

A multivariate classifier, the Random Forest (RF) tool from StatPatternRecognition<sup>15</sup> is used to optimize signal separation from background. Several regions of the parameter space (terminal leaf size, maximum number of input variables randomly selected for decision splits) are explored with the RF classifier. We use the Punzi Figure of Merit<sup>16</sup>,  $S/(N_\sigma/2 + \sqrt{b})$ , where  $s$  is signal,  $b$  is background and  $N_\sigma$  is the sigma level of discovery (we take  $N_\sigma = 3$ ), and found the optimal Punzi Figure of Merit with a terminal leaf size of 35 events, after growing 100 decision trees, and sampling on at most 20 variables. The variables include number of tracks in the event (excluding tracks from the  $B_{tag}$  reconstruction), transverse momentum of tracks, event topology variables, missing energy in the event, total energy in the event, total energy deposit in the detector that are not associated with any charged or neutral particles.

The signal box is defined in the 2-dimensional space of  $D^0$  mass and the RF output, which is blinded until we finish with all selections and estimations. The RF output ranges between 0 and 1. The signal box is RF output bigger than 0.82 and near  $D^0$  mass peak which varies depends on the  $D$  modes. We estimate the background level in the signal box using MC events as well as data outside of the signal box.

While  $30.71 \pm 10.71$  events are expected 38 events are observed as shown in Figure 3. The systematic uncertainties, which are estimated using double tag events, in where both  $B$  mesons decay semileptonically, are incorporated in the UL BF calculation. We set 90% UL BF at  $4.2 \times 10^{-5}$ , using a modified frequentist method<sup>17</sup>.

#### 5 Summary

New leptonic  $B$  meson decays from BABAR are presented:  $B^0 \rightarrow \ell^+\ell^-$ ,  $B^+ \rightarrow \ell^+\nu$ ,  $B^0 \rightarrow \ell^+\tau^-$  and  $B \rightarrow K\nu\bar{\nu}$  decays. We have not observed signal and set upper limits on all of these decays. With much more statistics from Super-B factory or ILC, exploiting the hadronic tagging method may be powerful. The leptonic  $B$  meson decays will provide us important information on nature with more data.

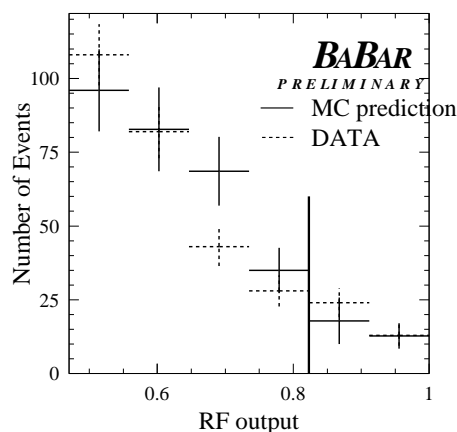


Figure 3: The output of the Random Forest for  $B \rightarrow K\nu\bar{\nu}$  analysis. The right side of the black line is the signal box. The dashed line is data and the solid line is expected background from MC.

## References

1. Throughout this paper, decay modes imply also their charge conjugations.
2. K.S. Badu and C.F. Kolda, *Phys. Rev. Lett.* **84**, 228 (2000); S. R. Choudhury and N. Gaur, *Phys. Lett. B* **451**, 86 (1999); P.H. Chankowski and L. Slawianowska, *Phys. Rev. D* **63**, 054012 (2001); C. Bobeth *et al.*, *Phys. Rev. D* **64**, 074014 (2001).
3. B.Aubert *et al.*, [BABAR Collaboration], *Nucl. Instrum. Methods A* **479**, 1 (2002).
4. S. Agostinelli *et al.*, *Nucl. Instrum. Methods A* **506**, 250 (2003).
5. B. Aubert *et al.*, [BABAR Collaboration], *Phys. Rev. Lett.* **94**, 221803 (2005).
6. T. Aaltonen *et al.*, [CDF Collaboration], arXiv:hep-ex/0712.1708.
7. See for instance B. Aubert *et al.*, [BABAR Collaboration], *Phys. Rev. D* **66**, 032003 (2002).
8. R.A. Fisher, *Annals Eugen.* **7**, 179 (1936).
9. M. Pivk and F.R. Le Diberder, *Nucl. Instrum. Methods A* **555**, 356 (2005).
10. B. Aubert *et al.*, [BABAR Collaboration], *Phys. Rev. Lett.* **92**, 221803 (2004).
11. N. Satoyama *et al.*, [BELLE Collaboration], *Phys. Lett. B* **647**, 67 (2007).
12. M. Artuso *et al.*, [CLEO Collaboration], *Phys. Rev. Lett.* **75**, 785 (1995).
13. G. Buchalla, G. Iller and G. Isidori, *Phys. Rev. D* **63**, 014015 (2001).
14. K.F. Chen *et al.*, proceedings for Flavor Physics & CP Violation Conference, Bled, 2007 (arXiv:0708.4089).
15. StatPatternRecognition: A C++ Package for Statistical Analysis of High energy Physics Data, I.Narsky arXiv:physics/0507143v1 [physics.data-an].
16. G. Punzi, *Sensitivity of Searches for New Signals and Its Optimization*, Proceedings of Phystat 2004, 79-83.
17. R. Barlow, *A Calculator for Confidence Intervals*, *Comput. Phys. Commun.* **149**, 97 (2002).