

A study of $\bar{B} \rightarrow \Xi_c^- \bar{\Lambda}_c^-$ and $\bar{B} \rightarrow \Lambda_c^+ \bar{\Lambda}_c^- \bar{K}$ decays at *BABAR*

B. Aubert,¹ M. Bona,¹ D. Boutigny,¹ Y. Karyotakis,¹ J. P. Lees,¹ V. Poireau,¹ X. Prudent,¹ V. Tisserand,¹
 A. Zghiche,¹ J. Garra Tico,² E. Grauges,² L. Lopez,³ A. Palano,³ M. Pappagallo,³ G. Eigen,⁴ B. Stugu,⁴
 L. Sun,⁴ G. S. Abrams,⁵ M. Battaglia,⁵ D. N. Brown,⁵ J. Button-Shafer,⁵ R. N. Cahn,⁵ Y. Groysman,⁵
 R. G. Jacobsen,⁵ J. A. Kadyk,⁵ L. T. Kerth,⁵ Yu. G. Kolomensky,⁵ G. Kukartsev,⁵ D. Lopes Pegna,⁵ G. Lynch,⁵
 L. M. Mir,⁵ T. J. Orimoto,⁵ I. L. Osipenkov,⁵ M. T. Ronan,^{5,*} K. Tackmann,⁵ T. Tanabe,⁵ W. A. Wenzel,⁵
 P. del Amo Sanchez,⁶ C. M. Hawkes,⁶ A. T. Watson,⁶ H. Koch,⁷ T. Schroeder,⁷ D. Walker,⁸ D. J. Asgeirsson,⁹
 T. Cuhadar-Donszelmann,⁹ B. G. Fulsom,⁹ C. Hearty,⁹ T. S. Mattison,⁹ J. A. McKenna,⁹ M. Barrett,¹⁰ A. Khan,¹⁰
 M. Saleem,¹⁰ L. Teodorescu,¹⁰ V. E. Blinov,¹¹ A. D. Bukin,¹¹ V. P. Druzhinin,¹¹ V. B. Golubev,¹¹ A. P. Onuchin,¹¹
 S. I. Serednyakov,¹¹ Yu. I. Skovpen,¹¹ E. P. Solodov,¹¹ K. Yu. Todyshev,¹¹ M. Bondioli,¹² S. Curry,¹² I. Eschrich,¹²
 D. Kirkby,¹² A. J. Lankford,¹² P. Lund,¹² M. Mandelkern,¹² E. C. Martin,¹² D. P. Stoker,¹² S. Abachi,¹³
 C. Buchanan,¹³ S. D. Foulkes,¹⁴ J. W. Gary,¹⁴ F. Liu,¹⁴ O. Long,¹⁴ B. C. Shen,¹⁴ G. M. Vitug,¹⁴ L. Zhang,¹⁴
 H. P. Paar,¹⁵ S. Rahatlou,¹⁵ V. Sharma,¹⁵ J. W. Berryhill,¹⁶ C. Campagnari,¹⁶ A. Cunha,¹⁶ B. Dahmes,¹⁶
 T. M. Hong,¹⁶ D. Kovalskiy,¹⁶ J. D. Richman,¹⁶ T. W. Beck,¹⁷ A. M. Eisner,¹⁷ C. J. Flacco,¹⁷ C. A. Heusch,¹⁷
 J. Kroseberg,¹⁷ W. S. Lockman,¹⁷ T. Schalk,¹⁷ B. A. Schumm,¹⁷ A. Seiden,¹⁷ M. G. Wilson,¹⁷ L. O. Winstrom,¹⁷
 E. Chen,¹⁸ C. H. Cheng,¹⁸ F. Fang,¹⁸ D. G. Hitlin,¹⁸ I. Narsky,¹⁸ T. Piatenko,¹⁸ F. C. Porter,¹⁸ R. Andreassen,¹⁹
 G. Mancinelli,¹⁹ B. T. Meadows,¹⁹ K. Mishra,¹⁹ M. D. Sokoloff,¹⁹ F. Blanc,²⁰ P. C. Bloom,²⁰ S. Chen,²⁰
 W. T. Ford,²⁰ J. F. Hirschauer,²⁰ A. Kreisel,²⁰ M. Nagel,²⁰ U. Nauenberg,²⁰ A. Olivas,²⁰ J. G. Smith,²⁰
 K. A. Ulmer,²⁰ S. R. Wagner,²⁰ J. Zhang,²⁰ A. M. Gabareen,²¹ A. Soffer,^{21,†} W. H. Toki,²¹ R. J. Wilson,²¹
 F. Winklmeier,²¹ D. D. Altenburg,²² E. Feltresi,²² A. Hauke,²² H. Jasper,²² J. Merkel,²² A. Petzold,²² B. Spaan,²²
 K. Wacker,²² V. Klose,²³ M. J. Kobel,²³ H. M. Lacker,²³ W. F. Mader,²³ R. Nogowski,²³ J. Schubert,²³
 K. R. Schubert,²³ R. Schwierz,²³ J. E. Sundermann,²³ A. Volk,²³ D. Bernard,²⁴ G. R. Bonneaud,²⁴ E. Latour,²⁴
 V. Lombardo,²⁴ Ch. Thiebaux,²⁴ M. Verderi,²⁴ P. J. Clark,²⁵ W. Gradl,²⁵ F. Muheim,²⁵ S. Playfer,²⁵
 A. I. Robertson,²⁵ J. E. Watson,²⁵ Y. Xie,²⁵ M. Andreotti,²⁶ D. Bettoni,²⁶ C. Bozzi,²⁶ R. Calabrese,²⁶ A. Cecchi,²⁶
 G. Cibinetto,²⁶ P. Franchini,²⁶ E. Luppi,²⁶ M. Negrini,²⁶ A. Petrella,²⁶ L. Piemontese,²⁶ E. Prencipe,²⁶
 V. Santoro,²⁶ F. Anulli,²⁷ R. Baldini-Ferrolì,²⁷ A. Calcaterra,²⁷ R. de Sangro,²⁷ G. Finocchiaro,²⁷ S. Pacetti,²⁷
 P. Patteri,²⁷ I. M. Peruzzi,^{27,‡} M. Piccolo,²⁷ M. Rama,²⁷ A. Zallo,²⁷ A. Buzzo,²⁸ R. Contri,²⁸ M. Lo Vetere,²⁸
 M. M. Macri,²⁸ M. R. Monge,²⁸ S. Passaggio,²⁸ C. Patrignani,²⁸ E. Robutti,²⁸ A. Santroni,²⁸ S. Tosi,²⁸
 K. S. Chaisanguanthum,²⁹ M. Morii,²⁹ J. Wu,²⁹ R. S. Dubitzky,³⁰ J. Marks,³⁰ S. Schenk,³⁰ U. Uwer,³⁰ D. J. Bard,³¹
 P. D. Dauncey,³¹ R. L. Flack,³¹ J. A. Nash,³¹ W. Panduro Vazquez,³¹ M. Tibbetts,³¹ P. K. Behera,³² X. Chai,³²
 M. J. Charles,³² U. Mallik,³² J. Cochran,³³ H. B. Crawley,³³ L. Dong,³³ V. Eyges,³³ W. T. Meyer,³³ S. Prell,³³
 E. I. Rosenberg,³³ A. E. Rubin,³³ Y. Y. Gao,³⁴ A. V. Gritsan,³⁴ Z. J. Guo,³⁴ C. K. Lae,³⁴ A. G. Denig,³⁵
 M. Fritsch,³⁵ G. Schott,³⁵ N. Arnaud,³⁶ J. Béguilleux,³⁶ A. D’Orazio,³⁶ M. Davier,³⁶ G. Grosdidier,³⁶ A. Höcker,³⁶
 V. Lepeltier,³⁶ F. Le Diberder,³⁶ A. M. Lutz,³⁶ S. Pruvot,³⁶ S. Rodier,³⁶ P. Roudeau,³⁶ M. H. Schune,³⁶
 J. Serrano,³⁶ V. Sordini,³⁶ A. Stocchi,³⁶ W. F. Wang,³⁶ G. Wormser,³⁶ D. J. Lange,³⁷ D. M. Wright,³⁷ I. Bingham,³⁸
 J. P. Burke,³⁸ C. A. Chavez,³⁸ J. R. Fry,³⁸ E. Gabathuler,³⁸ R. Gamet,³⁸ D. E. Hutchcroft,³⁸ D. J. Payne,³⁸
 K. C. Schofield,³⁸ C. Touramanis,³⁸ A. J. Bevan,³⁹ K. A. George,³⁹ F. Di Lodovico,³⁹ R. Sacco,³⁹ G. Cowan,⁴⁰
 H. U. Flaecher,⁴⁰ D. A. Hopkins,⁴⁰ S. Paramesvaran,⁴⁰ F. Salvatore,⁴⁰ A. C. Wren,⁴⁰ D. N. Brown,⁴¹ C. L. Davis,⁴¹
 J. Allison,⁴² D. Bailey,⁴² N. R. Barlow,⁴² R. J. Barlow,⁴² Y. M. Chia,⁴² C. L. Edgar,⁴² G. D. Lafferty,⁴²
 T. J. West,⁴² J. I. Yi,⁴² J. Anderson,⁴³ C. Chen,⁴³ A. Jawahery,⁴³ D. A. Roberts,⁴³ G. Simi,⁴³ J. M. Tuggle,⁴³
 G. Blaylock,⁴⁴ C. Dallapiccola,⁴⁴ S. S. Hertzbach,⁴⁴ X. Li,⁴⁴ T. B. Moore,⁴⁴ E. Salvati,⁴⁴ S. Saremi,⁴⁴ R. Cowan,⁴⁵
 D. Dujmic,⁴⁵ P. H. Fisher,⁴⁵ K. Koeneke,⁴⁵ G. Sciolla,⁴⁵ M. Spitznagel,⁴⁵ F. Taylor,⁴⁵ R. K. Yamamoto,⁴⁵
 M. Zhao,⁴⁵ Y. Zheng,⁴⁵ S. E. Mclachlin,^{46,*} P. M. Patel,⁴⁶ S. H. Robertson,⁴⁶ A. Lazzaro,⁴⁷ F. Palombo,⁴⁷
 J. M. Bauer,⁴⁸ L. Cremaldi,⁴⁸ V. Eschenburg,⁴⁸ R. Godang,⁴⁸ R. Kroeger,⁴⁸ D. A. Sanders,⁴⁸ D. J. Summers,⁴⁸
 H. W. Zhao,⁴⁸ S. Brunet,⁴⁹ D. Côté,⁴⁹ M. Simard,⁴⁹ P. Taras,⁴⁹ F. B. Viaud,⁴⁹ H. Nicholson,⁵⁰ G. De Nardo,⁵¹
 F. Fabozzi,^{51,§} L. Lista,⁵¹ D. Monorchio,⁵¹ C. Sciacca,⁵¹ M. A. Baak,⁵² G. Raven,⁵² H. L. Snoek,⁵² C. P. Jessop,⁵³
 K. J. Knoepfel,⁵³ J. M. LoSecco,⁵³ G. Benelli,⁵⁴ L. A. Corwin,⁵⁴ K. Honscheid,⁵⁴ H. Kagan,⁵⁴ R. Kass,⁵⁴
 J. P. Morris,⁵⁴ A. M. Rahimi,⁵⁴ J. J. Regensburger,⁵⁴ S. J. Sekula,⁵⁴ Q. K. Wong,⁵⁴ N. L. Blount,⁵⁵ J. Brau,⁵⁵
 R. Frey,⁵⁵ O. Igonkina,⁵⁵ J. A. Kolb,⁵⁵ M. Lu,⁵⁵ R. Rahmat,⁵⁵ N. B. Sinev,⁵⁵ D. Strom,⁵⁵ J. Strube,⁵⁵
 E. Torrence,⁵⁵ N. Gagliardi,⁵⁶ A. Gaz,⁵⁶ M. Margoni,⁵⁶ M. Morandin,⁵⁶ A. Pompili,⁵⁶ M. Posocco,⁵⁶ M. Rotondo,⁵⁶

F. Simonetto,⁵⁶ R. Stroili,⁵⁶ C. Voci,⁵⁶ E. Ben-Haim,⁵⁷ H. Briand,⁵⁷ G. Calderini,⁵⁷ J. Chauveau,⁵⁷ P. David,⁵⁷ L. Del Buono,⁵⁷ Ch. de la Vaissière,⁵⁷ O. Hamon,⁵⁷ Ph. Leruste,⁵⁷ J. Malclès,⁵⁷ J. Ocariz,⁵⁷ A. Perez,⁵⁷ J. Prendki,⁵⁷ L. Gladney,⁵⁸ M. Biasini,⁵⁹ R. Covarelli,⁵⁹ E. Manoni,⁵⁹ C. Angelini,⁶⁰ G. Batignani,⁶⁰ S. Bettarini,⁶⁰ M. Carpinelli,⁶⁰ R. Cenci,⁶⁰ A. Cervelli,⁶⁰ F. Forti,⁶⁰ M. A. Giorgi,⁶⁰ A. Lusiani,⁶⁰ G. Marchiori,⁶⁰ M. A. Mazur,⁶⁰ M. Morganti,⁶⁰ N. Neri,⁶⁰ E. Paoloni,⁶⁰ G. Rizzo,⁶⁰ J. J. Walsh,⁶⁰ J. Biesiada,⁶¹ P. Elmer,⁶¹ Y. P. Lau,⁶¹ C. Lu,⁶¹ J. Olsen,⁶¹ A. J. S. Smith,⁶¹ A. V. Telnov,⁶¹ E. Baracchini,⁶² F. Bellini,⁶² G. Cavoto,⁶² D. del Re,⁶² E. Di Marco,⁶² R. Faccini,⁶² F. Ferrarotto,⁶² F. Ferroni,⁶² M. Gaspero,⁶² P. D. Jackson,⁶² L. Li Gioi,⁶² M. A. Mazzoni,⁶² S. Morganti,⁶² G. Piredda,⁶² F. Polci,⁶² F. Renga,⁶² C. Voena,⁶² M. Ebert,⁶³ T. Hartmann,⁶³ H. Schröder,⁶³ R. Waldi,⁶³ T. Adye,⁶⁴ G. Castelli,⁶⁴ B. Franek,⁶⁴ E. O. Olaiya,⁶⁴ W. Roethel,⁶⁴ F. F. Wilson,⁶⁴ S. Emery,⁶⁵ M. Escalier,⁶⁵ A. Gaidot,⁶⁵ S. F. Ganzhur,⁶⁵ G. Hamel de Monchenault,⁶⁵ W. Kozanecki,⁶⁵ G. Vasseur,⁶⁵ Ch. Yèche,⁶⁵ M. Zito,⁶⁵ X. R. Chen,⁶⁶ H. Liu,⁶⁶ W. Park,⁶⁶ M. V. Purohit,⁶⁶ R. M. White,⁶⁶ J. R. Wilson,⁶⁶ M. T. Allen,⁶⁷ D. Aston,⁶⁷ R. Bartoldus,⁶⁷ P. Bechtel,⁶⁷ R. Claus,⁶⁷ J. P. Coleman,⁶⁷ M. R. Convery,⁶⁷ J. C. Dingfelder,⁶⁷ J. Dorfan,⁶⁷ G. P. Dubois-Felsmann,⁶⁷ W. Dunwoodie,⁶⁷ R. C. Field,⁶⁷ T. Glanzman,⁶⁷ S. J. Gowdy,⁶⁷ M. T. Graham,⁶⁷ P. Grenier,⁶⁷ C. Hast,⁶⁷ W. R. Innes,⁶⁷ J. Kaminski,⁶⁷ M. H. Kelsey,⁶⁷ H. Kim,⁶⁷ P. Kim,⁶⁷ M. L. Kocian,⁶⁷ D. W. G. S. Leith,⁶⁷ S. Li,⁶⁷ S. Luitz,⁶⁷ V. Luth,⁶⁷ H. L. Lynch,⁶⁷ D. B. MacFarlane,⁶⁷ H. Marsiske,⁶⁷ R. Messner,⁶⁷ D. R. Muller,⁶⁷ C. P. O'Grady,⁶⁷ I. Ofte,⁶⁷ A. Perazzo,⁶⁷ M. Perl,⁶⁷ T. Pulliam,⁶⁷ B. N. Ratcliff,⁶⁷ A. Roodman,⁶⁷ A. A. Salnikov,⁶⁷ R. H. Schindler,⁶⁷ J. Schwiening,⁶⁷ A. Snyder,⁶⁷ D. Su,⁶⁷ M. K. Sullivan,⁶⁷ K. Suzuki,⁶⁷ S. K. Swain,⁶⁷ J. M. Thompson,⁶⁷ J. Va'vra,⁶⁷ A. P. Wagner,⁶⁷ M. Weaver,⁶⁷ W. J. Wisniewski,⁶⁷ M. Wittgen,⁶⁷ D. H. Wright,⁶⁷ A. K. Yarrity,⁶⁷ K. Yi,⁶⁷ C. C. Young,⁶⁷ V. Ziegler,⁶⁷ P. R. Burchat,⁶⁸ A. J. Edwards,⁶⁸ S. A. Majewski,⁶⁸ T. S. Miyashita,⁶⁸ B. A. Petersen,⁶⁸ L. Wilden,⁶⁸ S. Ahmed,⁶⁹ M. S. Alam,⁶⁹ R. Bula,⁶⁹ J. A. Ernst,⁶⁹ V. Jain,⁶⁹ B. Pan,⁶⁹ M. A. Saeed,⁶⁹ F. R. Wappler,⁶⁹ S. B. Zain,⁶⁹ M. Krishnamurthy,⁷⁰ S. M. Spanier,⁷⁰ R. Eckmann,⁷¹ J. L. Ritchie,⁷¹ A. M. Ruland,⁷¹ C. J. Schilling,⁷¹ R. F. Schwitters,⁷¹ J. M. Izen,⁷² X. C. Lou,⁷² S. Ye,⁷² F. Bianchi,⁷³ F. Gallo,⁷³ D. Gamba,⁷³ M. Pelliccioni,⁷³ M. Bomben,⁷⁴ L. Bosisio,⁷⁴ C. Cartaro,⁷⁴ F. Cossutti,⁷⁴ G. Della Ricca,⁷⁴ L. Lanceri,⁷⁴ L. Vitale,⁷⁴ V. Azzolini,⁷⁵ N. Lopez-March,⁷⁵ F. Martinez-Vidal,⁷⁵ D. A. Milanes,⁷⁵ A. Oyanguren,⁷⁵ J. Albert,⁷⁶ Sw. Banerjee,⁷⁶ B. Bhuyan,⁷⁶ K. Hamano,⁷⁶ R. Kowalewski,⁷⁶ I. M. Nugent,⁷⁶ J. M. Roney,⁷⁶ R. J. Sobie,⁷⁶ P. F. Harrison,⁷⁷ J. Ilic,⁷⁷ T. E. Latham,⁷⁷ G. B. Mohanty,⁷⁷ H. R. Band,⁷⁸ X. Chen,⁷⁸ S. Dasu,⁷⁸ K. T. Flood,⁷⁸ J. J. Hollar,⁷⁸ P. E. Kutter,⁷⁸ Y. Pan,⁷⁸ M. Pierini,⁷⁸ R. Prepost,⁷⁸ S. L. Wu,⁷⁸ and H. Neal⁷⁹

(The BABAR Collaboration)

¹Laboratoire de Physique des Particules, IN2P3/CNRS et Université de Savoie, F-74941 Annecy-Le-Vieux, France

²Universitat de Barcelona, Facultat de Física, Departament ECM, E-08028 Barcelona, Spain

³Università di Bari, Dipartimento di Fisica and INFN, I-70126 Bari, Italy

⁴University of Bergen, Institute of Physics, N-5007 Bergen, Norway

⁵Lawrence Berkeley National Laboratory and University of California, Berkeley, California 94720, USA

⁶University of Birmingham, Birmingham, B15 2TT, United Kingdom

⁷Ruhr Universität Bochum, Institut für Experimentalphysik 1, D-44780 Bochum, Germany

⁸University of Bristol, Bristol BS8 1TL, United Kingdom

⁹University of British Columbia, Vancouver, British Columbia, Canada V6T 1Z1

¹⁰Brunel University, Uxbridge, Middlesex UB8 3PH, United Kingdom

¹¹Budker Institute of Nuclear Physics, Novosibirsk 630090, Russia

¹²University of California at Irvine, Irvine, California 92697, USA

¹³University of California at Los Angeles, Los Angeles, California 90024, USA

¹⁴University of California at Riverside, Riverside, California 92521, USA

¹⁵University of California at San Diego, La Jolla, California 92093, USA

¹⁶University of California at Santa Barbara, Santa Barbara, California 93106, USA

¹⁷University of California at Santa Cruz, Institute for Particle Physics, Santa Cruz, California 95064, USA

¹⁸California Institute of Technology, Pasadena, California 91125, USA

¹⁹University of Cincinnati, Cincinnati, Ohio 45221, USA

²⁰University of Colorado, Boulder, Colorado 80309, USA

²¹Colorado State University, Fort Collins, Colorado 80523, USA

²²Universität Dortmund, Institut für Physik, D-44221 Dortmund, Germany

²³Technische Universität Dresden, Institut für Kern- und Teilchenphysik, D-01062 Dresden, Germany

²⁴Laboratoire Leprince-Ringuet, CNRS/IN2P3, Ecole Polytechnique, F-91128 Palaiseau, France

²⁵University of Edinburgh, Edinburgh EH9 3JZ, United Kingdom

²⁶Università di Ferrara, Dipartimento di Fisica and INFN, I-44100 Ferrara, Italy

²⁷Laboratori Nazionali di Frascati dell'INFN, I-00044 Frascati, Italy

- ²⁸ *Università di Genova, Dipartimento di Fisica and INFN, I-16146 Genova, Italy*
²⁹ *Harvard University, Cambridge, Massachusetts 02138, USA*
- ³⁰ *Universität Heidelberg, Physikalisches Institut, Philosophenweg 12, D-69120 Heidelberg, Germany*
³¹ *Imperial College London, London, SW7 2AZ, United Kingdom*
³² *University of Iowa, Iowa City, Iowa 52242, USA*
³³ *Iowa State University, Ames, Iowa 50011-3160, USA*
³⁴ *Johns Hopkins University, Baltimore, Maryland 21218, USA*
- ³⁵ *Universität Karlsruhe, Institut für Experimentelle Kernphysik, D-76021 Karlsruhe, Germany*
³⁶ *Laboratoire de l'Accélérateur Linéaire, IN2P3/CNRS et Université Paris-Sud 11, Centre Scientifique d'Orsay, B. P. 34, F-91898 ORSAY Cedex, France*
³⁷ *Lawrence Livermore National Laboratory, Livermore, California 94550, USA*
³⁸ *University of Liverpool, Liverpool L69 7ZE, United Kingdom*
³⁹ *Queen Mary, University of London, E1 4NS, United Kingdom*
- ⁴⁰ *University of London, Royal Holloway and Bedford New College, Egham, Surrey TW20 0EX, United Kingdom*
⁴¹ *University of Louisville, Louisville, Kentucky 40292, USA*
⁴² *University of Manchester, Manchester M13 9PL, United Kingdom*
⁴³ *University of Maryland, College Park, Maryland 20742, USA*
⁴⁴ *University of Massachusetts, Amherst, Massachusetts 01003, USA*
- ⁴⁵ *Massachusetts Institute of Technology, Laboratory for Nuclear Science, Cambridge, Massachusetts 02139, USA*
⁴⁶ *McGill University, Montréal, Québec, Canada H3A 2T8*
- ⁴⁷ *Università di Milano, Dipartimento di Fisica and INFN, I-20133 Milano, Italy*
⁴⁸ *University of Mississippi, University, Mississippi 38677, USA*
- ⁴⁹ *Université de Montréal, Physique des Particules, Montréal, Québec, Canada H3C 3J7*
⁵⁰ *Mount Holyoke College, South Hadley, Massachusetts 01075, USA*
- ⁵¹ *Università di Napoli Federico II, Dipartimento di Scienze Fisiche and INFN, I-80126, Napoli, Italy*
⁵² *NIKHEF, National Institute for Nuclear Physics and High Energy Physics, NL-1009 DB Amsterdam, The Netherlands*
⁵³ *University of Notre Dame, Notre Dame, Indiana 46556, USA*
⁵⁴ *Ohio State University, Columbus, Ohio 43210, USA*
⁵⁵ *University of Oregon, Eugene, Oregon 97403, USA*
- ⁵⁶ *Università di Padova, Dipartimento di Fisica and INFN, I-35131 Padova, Italy*
⁵⁷ *Laboratoire de Physique Nucléaire et de Hautes Energies, IN2P3/CNRS, Université Pierre et Marie Curie-Paris6, Université Denis Diderot-Paris7, F-75252 Paris, France*
⁵⁸ *University of Pennsylvania, Philadelphia, Pennsylvania 19104, USA*
- ⁵⁹ *Università di Perugia, Dipartimento di Fisica and INFN, I-06100 Perugia, Italy*
⁶⁰ *Università di Pisa, Dipartimento di Fisica, Scuola Normale Superiore and INFN, I-56127 Pisa, Italy*
⁶¹ *Princeton University, Princeton, New Jersey 08544, USA*
- ⁶² *Università di Roma La Sapienza, Dipartimento di Fisica and INFN, I-00185 Roma, Italy*
⁶³ *Universität Rostock, D-18051 Rostock, Germany*
- ⁶⁴ *Rutherford Appleton Laboratory, Chilton, Didcot, Oxon, OX11 0QX, United Kingdom*
⁶⁵ *DSM/Dapnia, CEA/Saclay, F-91191 Gif-sur-Yvette, France*
⁶⁶ *University of South Carolina, Columbia, South Carolina 29208, USA*
⁶⁷ *Stanford Linear Accelerator Center, Stanford, California 94309, USA*
⁶⁸ *Stanford University, Stanford, California 94305-4060, USA*
⁶⁹ *State University of New York, Albany, New York 12222, USA*
⁷⁰ *University of Tennessee, Knoxville, Tennessee 37996, USA*
⁷¹ *University of Texas at Austin, Austin, Texas 78712, USA*
⁷² *University of Texas at Dallas, Richardson, Texas 75083, USA*
- ⁷³ *Università di Torino, Dipartimento di Fisica Sperimentale and INFN, I-10125 Torino, Italy*
⁷⁴ *Università di Trieste, Dipartimento di Fisica and INFN, I-34127 Trieste, Italy*
⁷⁵ *IFIC, Universitat de Valencia-CSIC, E-46071 Valencia, Spain*
⁷⁶ *University of Victoria, Victoria, British Columbia, Canada V8W 3P6*
- ⁷⁷ *Department of Physics, University of Warwick, Coventry CV4 7AL, United Kingdom*
⁷⁸ *University of Wisconsin, Madison, Wisconsin 53706, USA*
⁷⁹ *Yale University, New Haven, Connecticut 06511, USA*

(Dated: November 1, 2007)

We report measurements of B -meson decays into two- and three-body final states containing two charmed baryons using a sample of 230 million $\Upsilon(4S) \rightarrow B\bar{B}$ decays. We find significant signals in two modes, measuring branching fractions $\mathcal{B}(B^- \rightarrow \Lambda_c^+ \bar{\Lambda}_c^- K^-) = (1.14 \pm 0.15 \pm 0.17 \pm 0.60) \times 10^{-3}$ and $\mathcal{B}(B^- \rightarrow \Xi_c^0 \bar{\Lambda}_c^-) \times \mathcal{B}(\Xi_c^0 \rightarrow \Xi^- \pi^+) = (2.08 \pm 0.65 \pm 0.29 \pm 0.54) \times 10^{-5}$, where the uncertainties are statistical, systematic, and from the branching fraction $\mathcal{B}(\Lambda_c^+ \rightarrow p K^- \pi^+)$, respectively. We also set upper limits at the 90% confidence level on two other modes: $\mathcal{B}(\bar{B}^0 \rightarrow \Xi_c^+ \bar{\Lambda}_c^-) \times \mathcal{B}(\Xi_c^+ \rightarrow$

$\mathcal{B}(\Xi^- \pi^+ \pi^+) < 5.6 \times 10^{-5}$ and $\mathcal{B}(\bar{B}^0 \rightarrow \Lambda_c^+ \bar{\Lambda}_c^- \bar{K}^0) < 1.5 \times 10^{-3}$. We observe structure centered at an invariant mass of 2.93 GeV/ c^2 in the $\Lambda_c^+ K^-$ mass distribution of the decay $B^- \rightarrow \Lambda_c^+ \bar{\Lambda}_c^- K^-$.

PACS numbers: 13.25.Hw, 12.15.Hh, 11.30.Er

Bottom (B) mesons are heavy enough to decay into charmed baryons, and do so at a rate of roughly 5% [1, 2]. The dominant decay mechanism is via $b \rightarrow cW^-$ transitions, with W^- coupling to $\bar{c}s$ or $\bar{u}d$ [3], both of which are Cabibbo-allowed. Theoretical predictions for the branching fractions of B mesons to baryon-antibaryon pairs have been made within the diquark model [4] and with QCD sum rules [5]. These suggest that decays to two charmed baryons ($\bar{B} \rightarrow X_{c1} \bar{X}_{c2}$) and to one charmed baryon and one light baryon ($\bar{B} \rightarrow X_{c1} \bar{X}_2$) have comparable branching fractions, of the order of 10^{-3} for individual modes.

Several inclusive measurements of B -meson decays to charmed baryons have been made [1]. In particular, the *BABAR* Collaboration recently performed an inclusive analysis of Λ_c^+ production in which flavor tag information was used to identify whether the Λ_c^+ came from a B or a \bar{B} meson [6]. It was found that about a third of all Λ_c^+ were from B mesons with anti-correlated flavor content (i.e. $\bar{b} \rightarrow c$ rather than $b \rightarrow c$ transitions), consistent with a substantial rate of $b \rightarrow c\bar{c}s$ decays. Inclusive studies of the Ξ_c^0 and Λ_c^+ momentum spectrum [2, 7, 8] also support a substantial rate of baryonic $b \rightarrow c\bar{c}s$ decays such as $B^- \rightarrow \Xi_c^0 \bar{\Lambda}_c^-$. However, inclusive studies alone cannot fully establish this, since the momentum distributions can also be reproduced with carefully tuned sums of $b \rightarrow c\bar{u}d$ processes. Therefore, exclusive measurements are needed. These require very large samples of B -meson decays and have only recently become feasible.

The Belle Collaboration has reported results on B decays to final states with two charmed baryons in both two- and three-body modes [9, 10]. They measured $\mathcal{B}(B^- \rightarrow \Xi_c^0 \bar{\Lambda}_c^-) \times \mathcal{B}(\Xi_c^0 \rightarrow \Xi^- \pi^+) = (4.8_{-0.9}^{+1.0} \pm 1.1 \pm 1.2) \times 10^{-5}$ and $\mathcal{B}(\bar{B}^0 \rightarrow \Xi_c^+ \bar{\Lambda}_c^-) \times \mathcal{B}(\Xi_c^+ \rightarrow \Xi^- \pi^+ \pi^+) = (9.3_{-2.8}^{+3.7} \pm 1.9 \pm 2.4) \times 10^{-5}$ [9]. Assuming that $\mathcal{B}(\Xi_c^0 \rightarrow \Xi^- \pi^+)$ and $\mathcal{B}(\Xi_c^+ \rightarrow \Xi^- \pi^+ \pi^+)$ are of the order of 1%–2% [11], these results are compatible with the prediction that $\mathcal{B}(B^- \rightarrow \Xi_c^0 \bar{\Lambda}_c^-)$ and $\mathcal{B}(\bar{B}^0 \rightarrow \Xi_c^+ \bar{\Lambda}_c^-)$ are $\mathcal{O}(10^{-3})$. This is in stark contrast to the branching fractions of singly charmed decays, such as that of $\bar{B}^0 \rightarrow \Lambda_c^+ \bar{p}$ which is $(2.2 \pm 0.8) \times 10^{-5}$, smaller by two orders of magnitude [12]. The branching fractions of the three-body processes $\bar{B} \rightarrow \Lambda_c^+ \bar{\Lambda}_c^- \bar{K}$ were also found to be large: $\mathcal{B}(B^- \rightarrow \Lambda_c^+ \bar{\Lambda}_c^- K^-) = (0.65_{-0.09}^{+0.10} \pm 0.11 \pm 0.34) \times 10^{-3}$ $\mathcal{B}(\bar{B}^0 \rightarrow \Lambda_c^+ \bar{\Lambda}_c^- \bar{K}^0) = (0.79_{-0.23}^{+0.29} \pm 0.12 \pm 0.42) \times 10^{-3}$ [10]. Explanations for these widely varying values have been proposed [13, 14]. It was suggested that a kinematic suppression may apply to decays in which the two baryons have high relative momentum, since this requires the exchange of two high-momentum gluons. The rate of

$\bar{B} \rightarrow \Lambda_c^+ \bar{\Lambda}_c^- \bar{K}$ decays could also be enhanced by final-state interactions, or by intermediate charmonium resonances.

In this paper, we present measurements of the branching fraction of the decays $B^- \rightarrow \Lambda_c^+ \bar{\Lambda}_c^- K^-$, $B^- \rightarrow \Xi_c^0 \bar{\Lambda}_c^-$, $\bar{B}^0 \rightarrow \Xi_c^+ \bar{\Lambda}_c^-$, and $\bar{B}^0 \rightarrow \Lambda_c^+ \bar{\Lambda}_c^- \bar{K}^0$, and investigate three-body decays for the possible presence of intermediate resonances. The data were collected with the *BABAR* detector [15] at the PEP-II asymmetric-energy e^+e^- storage rings and represent an integrated luminosity of approximately 210 fb $^{-1}$ collected at a center-of-mass energy $\sqrt{s} = 10.58$ GeV, corresponding to the mass of the $\Upsilon(4S)$ resonance. The *BABAR* detector is a magnetic spectrometer with 92% solid angle tracking coverage in the center-of-mass frame. Charged particles are detected and their momenta are measured in a five-layer double-sided silicon vertex tracker and a forty-layer drift chamber, both operating in a 1.5 T magnetic field. Charged particle identification (PID) is provided by the average energy loss (dE/dx) in the tracking devices and by an internally reflecting ring-imaging Cherenkov detector. Photons are detected with a CsI(Tl) electromagnetic calorimeter. The instrumented flux return for the solenoidal magnet provides muon identification. Simulated events with B mesons decaying into the relevant final states are generated with *EvtGen* [16] and *PYTHIA* [17], while *GEANT4* [18] is used to simulate the detector response. Inclusive Monte Carlo (MC) samples of $\Upsilon(4S)$ and $e^+e^- \rightarrow q\bar{q}$ ($q = u, d, s, c$) events at $\sqrt{s} = 10.58$ GeV are also used, corresponding to more than 1.5 times the integrated luminosity of the data.

The Λ_c^+ candidates are reconstructed in the three decay modes $pK^- \pi^+$, pK_s^0 , and $\Lambda \pi^+$; Ξ_c^0 candidates in the two decay modes $\Xi^- \pi^+$ and $\Lambda K^- \pi^+$; and Ξ_c^+ candidates in the decay mode $\Xi^- \pi^+ \pi^+$. We begin by reconstructing the long-lived strange hadrons: $K_s^0 \rightarrow \pi^+ \pi^-$ and $\Lambda \rightarrow p \pi^-$ candidates are reconstructed from two oppositely charged tracks, and $\Xi^- \rightarrow \Lambda \pi^-$ from a Λ candidate and a negatively charged track. In each case, we fit the daughters to a common vertex and compute their invariant mass. The mass is required to be within 3σ of the central value, where σ is the experimental resolution and is approximately 4.0, 4.5, and 6.0 MeV/ c^2 for K_s^0 , Λ , and Ξ^- , respectively. Candidates with a χ^2 probability below 10^{-4} are rejected. For Λ candidates, we also require the daughter proton to satisfy PID criteria. The mass of the K_s^0 , Λ , or Ξ^- candidate is constrained to its nominal value [1] for subsequent fits.

We suppress background by requiring the transverse displacement between the event and decay vertices to be greater than 0.2 centimeters for K_s^0 , Λ , and Ξ^- , each

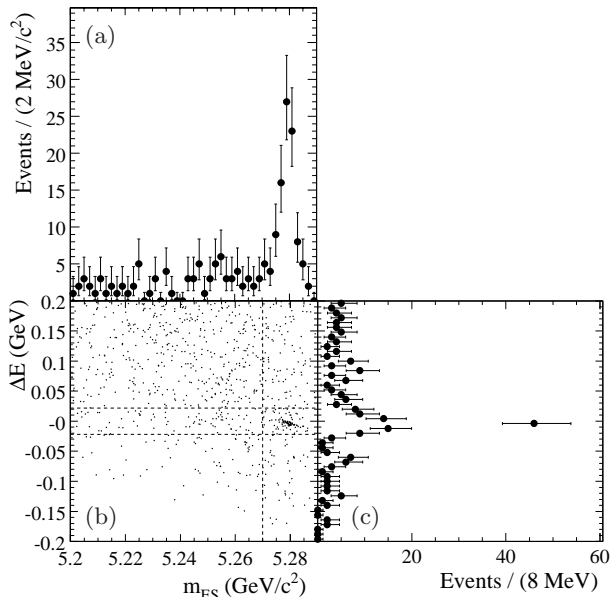


FIG. 1: The m_{ES} and ΔE distributions for $B^- \rightarrow \Lambda_c^+ \bar{\Lambda}_c^- K^-$ candidates, summing over five different final states. Plot (b) shows the scatterplot of m_{ES} vs. ΔE , and (a) and (c) show the m_{ES} and ΔE projections for $|\Delta E| < 0.022$ GeV and for $m_{ES} > 5.27$ GeV/ c^2 , respectively. The dashed horizontal and vertical lines in (b) indicate the signal regions used for the projection in (a) and (c), respectively.

of which travels several centimeters on average. We also require that the scalar product of the displacement and momentum vectors of each hadron be greater than zero, and that the transverse component of the displacement vector of a Ξ^- candidate be smaller than that of its Λ daughter.

Next, we reconstruct the charmed baryons Λ_c^+ , Ξ_c^0 , and Ξ_c^+ in the decay modes listed previously. In each case, we fit their daughters to a common vertex, require the invariant mass of the charmed baryon candidate to be within 18 MeV/ c^2 (approximately three times the experimental resolution) of the nominal mass [1], reject candidates with a χ^2 probability below 10^{-4} , and then constrain the masses to their nominal values. We also require that daughter kaons and protons of the charmed baryons satisfy the PID criteria for that hypothesis.

We reconstruct \bar{B} -meson candidates in the following final states: $\Lambda_c^+ \bar{\Lambda}_c^- K^-$, $\Xi_c^0 \bar{\Lambda}_c^-$, $\Xi_c^+ \bar{\Lambda}_c^-$, and $\Lambda_c^+ \bar{\Lambda}_c^- K_s^0$, fitting the daughters to a common vertex and requiring that the χ^2 probability is at least 10^{-4} . We also apply the kinematic and PID requirements mentioned above to the K_s^0 and K^- daughters of the B mesons. Because the branching fraction and efficiency are higher for $\Lambda_c^+ \rightarrow pK^- \pi^+$ than for the other Λ_c^+ decay modes, we use only final states in which at least one Λ_c^+ or $\bar{\Lambda}_c^-$ decays to $pK^- \pi^+$ or $\bar{p}K^+ \pi^-$. For each B -meson candidate,

we compute the energy-substituted mass $m_{ES} \equiv (s/4 - p_B^{*2})^{1/2}$ and the energy difference $\Delta E \equiv E_B^* - \sqrt{s}/2$, where p_B^* , E_B^* , and \sqrt{s} are the momentum and energy of the B meson and the e^+e^- collision energy, respectively, all calculated in the e^+e^- center-of-mass frame. For a correctly reconstructed signal decay, the m_{ES} distribution peaks near the nominal mass of the B meson with a resolution of approximately 2.5 MeV/ c^2 , and ΔE peaks near zero with a resolution of 6.0–7.8 MeV depending on the final state. Figure 1 shows the m_{ES} and ΔE distributions for $B^- \rightarrow \Lambda_c^+ \bar{\Lambda}_c^- K^-$ candidates.

Background arises from several sources, including misreconstructed B decays to two charmed baryons, B decays to a single charmed baryon, $e^+e^- \rightarrow c\bar{c}$ events containing charmed baryons, and random combinations of tracks. We use inclusive MC simulations and events from the sidebands of m_{ES} , ΔE , and charmed baryon mass in data to study the background. We consider as background B -meson decays with the same final state that do not proceed via an intermediate charmed baryon—for example, $B^- \rightarrow \Xi_c^0 \bar{p}K^+ \pi^-$ misinterpreted as $B^- \rightarrow \Xi_c^0 \bar{\Lambda}_c^-$. Decays of this kind are distributed as signal in m_{ES} and ΔE but have a smooth distribution for the mass spectrum of the misreconstructed charmed baryon, unlike signal decays which also peak in the charmed baryon mass. In studies of the Ξ_c and Λ_c mass sidebands, we find no evidence for these processes and conclude that their contribution is negligible.

Another important source of background is feed-down from related processes. The B meson can undergo a quasi-two-body decay via an excited charmed baryon such as $\bar{B} \rightarrow \Xi_c^* \bar{\Lambda}_c^-$, or a non-resonant multi-body decay such as $\bar{B} \rightarrow \Xi_c \bar{\Lambda}_c^- \pi$. These events have similar distributions to the signal for m_{ES} and the charmed baryon invariant masses, but are displaced in ΔE by an amount that depends on the final state but is generally more than 50 MeV. We remove these backgrounds by requiring that signal candidates satisfy $|\Delta E| < 22$ MeV. Finally, we require $5.2 < m_{ES} < 5.3$ GeV/ c^2 . The average number of reconstructed B candidates per selected event varies between 1.00 and 1.14 depending on the final state. In events with more than one candidate, the one with the smallest $|\Delta E|$ is chosen. We verify with MC and events from data sidebands that this does not introduce any bias in the signal extraction. Studies of simulated events show that 1%–3% of signal events are incorrectly reconstructed with one or more tracks originating from the other B in the event; this effect is taken into account implicitly by the efficiency correction described later.

The signal yields are extracted from an unbinned extended maximum likelihood fit to the m_{ES} distribution. We use separate probability density functions (PDFs) for signal and background events. The likelihood function

TABLE I: Fitted signal yield, detection efficiency ε , significance S , measured branching fraction \mathcal{B} , and (for $S < 2$) the upper limit on \mathcal{B} for each decay mode. The uncertainties on \mathcal{B} are statistical, systematic, and the uncertainty from the branching fraction $\mathcal{B}(\Lambda_c^+ \rightarrow pK^-\pi^+)$. For final states containing Ξ_c^0 or Ξ_c^+ , \mathcal{B} includes a factor of $\mathcal{B}(\Xi_c^0 \rightarrow \Xi^-\pi^+)$ or $\mathcal{B}(\Xi_c^+ \rightarrow \Xi^-\pi^+\pi^+)$, respectively.

Decay Mode	Signal Yield	$\varepsilon(\%)$	S	\mathcal{B}	Upper Limit on \mathcal{B}
$B^- \rightarrow \Lambda_c^+ \bar{\Lambda}_c^- K^-$	74.6 ± 9.8	—	9.6	$(1.14 \pm 0.15 \pm 0.17 \pm 0.60) \times 10^{-3}$	
$\Lambda_c^+ \rightarrow pK^-\pi^+, \bar{\Lambda}_c^- \rightarrow \bar{p}K^+\pi^-$	42.7 ± 7.7	7.1	7.1	$(1.07 \pm 0.19 \pm 0.16 \pm 0.56) \times 10^{-3}$	
$\Lambda_c^+ \rightarrow pK^-\pi^+, \bar{\Lambda}_c^- \rightarrow \bar{p}K_S^0$	14.5 ± 4.0	8.8	5.9	$(1.81 \pm 0.50 \pm 0.30 \pm 0.94) \times 10^{-3}$	
$\Lambda_c^+ \rightarrow pK_S^0, \bar{\Lambda}_c^- \rightarrow \bar{p}K^+\pi^-$	11.4 ± 3.7	8.8	4.8	$(1.42 \pm 0.45 \pm 0.24 \pm 0.74) \times 10^{-3}$	
$\Lambda_c^+ \rightarrow pK^-\pi^+, \bar{\Lambda}_c^- \rightarrow \bar{\Lambda}\pi^-$	2.5 ± 1.8	6.3	2.0	$(0.55 \pm 0.40 \pm 0.09 \pm 0.28) \times 10^{-3}$	
$\Lambda_c^+ \rightarrow \Lambda\pi^+, \bar{\Lambda}_c^- \rightarrow \bar{p}K^+\pi^-$	3.5 ± 2.0	6.4	2.7	$(0.74 \pm 0.43 \pm 0.12 \pm 0.38) \times 10^{-3}$	
$B^- \rightarrow \Xi_c^0 \bar{\Lambda}_c^-$	14.0 ± 4.4	—	6.4	$(2.08 \pm 0.65 \pm 0.29 \pm 0.54) \times 10^{-5}$	
$\Xi_c^0 \rightarrow \Xi^-\pi^+, \bar{\Lambda}_c^- \rightarrow \bar{p}K^+\pi^-$	8.0 ± 2.8	4.3	6.1	$(2.51 \pm 0.89 \pm 0.29 \pm 0.65) \times 10^{-5}$	
$\Xi_c^0 \rightarrow \Lambda K^-\pi^+, \bar{\Lambda}_c^- \rightarrow \bar{p}K^+\pi^-$	6.0 ± 3.4	4.5	2.1	$(1.70 \pm 0.93 \pm 0.30 \pm 0.44) \times 10^{-5}$	
$\bar{B}^0 \rightarrow \Xi_c^+ \bar{\Lambda}_c^-$	2.8 ± 2.0	2.6	1.8	$(1.50 \pm 1.07 \pm 0.20 \pm 0.39) \times 10^{-5}$	$< 5.6 \times 10^{-5}$ @ 90% C.L.
$\bar{B}^0 \rightarrow \Lambda_c^+ \bar{\Lambda}_c^- \bar{K}^0$	3.3 ± 2.7	4.4	1.4	$(0.38 \pm 0.31 \pm 0.05 \pm 0.20) \times 10^{-3}$	$< 1.5 \times 10^{-3}$ @ 90% C.L.

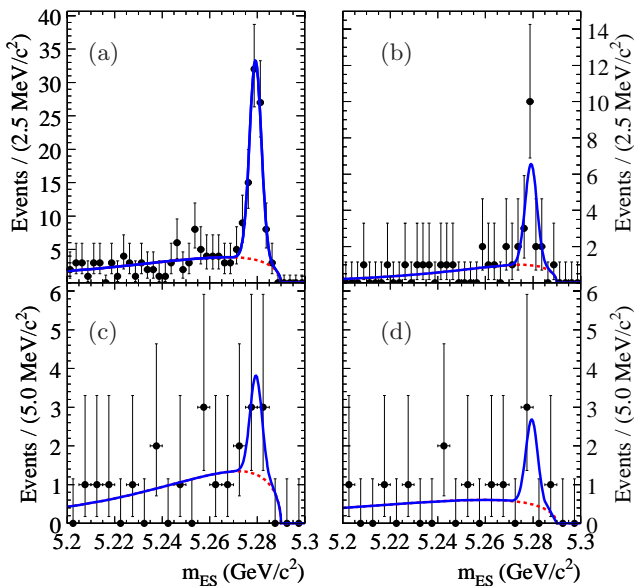


FIG. 2: The fitted m_{ES} distributions observed for the decay modes (a) $B^- \rightarrow \Lambda_c^+ \bar{\Lambda}_c^- K^-$, combining 5 exclusive final states; (b) $B^- \rightarrow \Xi_c^0 \bar{\Lambda}_c^-$, combining 2 exclusive final states; (c) $\bar{B}^0 \rightarrow \Xi_c^+ \bar{\Lambda}_c^-$; (d) $\bar{B}^0 \rightarrow \Lambda_c^+ \bar{\Lambda}_c^- \bar{K}^0$. Points with error bars represent the data, dashed lines the background PDF, and solid lines the sum of the signal and background PDFs.

for the N candidates in the event sample is given by

$$\mathcal{L} = \frac{e^{-(n_S+n_B)}}{N!} \prod_{i=1}^N (n_S \mathcal{P}_S(m_{ES_i}) + n_B \mathcal{P}_B(m_{ES_i})), \quad (1)$$

where S here denotes the signal and B the background, \mathcal{P} is the PDF (normalized to unit integral), and n is the yield. The signal PDF is parameterized as a Gaussian

function with σ fixed to a value obtained from a fit to simulated signal events. The Gaussian mean is also fixed to the value obtained with simulated signal events, except for $B^- \rightarrow \Lambda_c^+ \bar{\Lambda}_c^- K^-$ where there is sufficient signal in the data to fit this parameter. The background PDF is parameterized as an ARGUS function [19]. We allow the ARGUS shape parameter to vary within a physically reasonable range in the fit to the data.

The fitted m_{ES} distributions of the four final states are shown in Fig. 2. Clear signals are seen in the $B^- \rightarrow \Lambda_c^+ \bar{\Lambda}_c^- K^-$ and $B^- \rightarrow \Xi_c^0 \bar{\Lambda}_c^-$ decay modes. A measure of the significance of each peak is given by $S = \sqrt{2\Delta \ln \mathcal{L}}$ [1], where $\Delta \ln \mathcal{L}$ is the difference in likelihood (incorporating the fitting systematic uncertainty) for fits where the signal yield is allowed to vary and where it is fixed to zero, respectively. The results of the fits are shown in Table I. The efficiency is determined by applying the same analysis procedure to simulated signal events. For the three-body B -meson decays, the efficiency depends upon the distribution in the Dalitz plane. We weight the simulated events to reproduce the efficiency-corrected, background-subtracted distribution seen in data for $B^- \rightarrow \Lambda_c^+ \bar{\Lambda}_c^- K^-$. As a crosscheck, we also compute the efficiency assuming a phase-space distribution and find a difference of less than 10% in each case.

We then obtain each branching fraction as:

$$\mathcal{B}(\bar{B} \rightarrow X_c \bar{\Lambda}_c^- [\bar{K}]) = \frac{\sum_j n_{Sj}}{N_{\bar{B}} \sum_j (\varepsilon_j \prod_i \mathcal{B}_{ij})} \quad (2)$$

where X_c is the charmed baryon (Λ_c^+ , Ξ_c^0 , or Ξ_c^+), n_{Sj} is the signal yield extracted from the fit to the data for the j^{th} sub-mode, $\prod_i \mathcal{B}_{ij}$ is the product of the daughter branching fractions, $N_{\bar{B}}$ is the number of neutral or charged B mesons, and ε_j is the signal detection efficiency. We assume equal decay rates of the $\Upsilon(4S)$ to

B^+B^- and $B^0\bar{B}^0$ [1].

The branching fraction $\mathcal{B}(\Lambda_c^+ \rightarrow pK^-\pi^+)$ has been measured previously to be $(5.0 \pm 1.3)\%$ [1]. Because the branching fractions of Ξ_c^0 and Ξ_c^+ decays have not been determined experimentally, we quote the products of the branching fractions, $\mathcal{B}(B^- \rightarrow \Xi_c^0 \bar{\Lambda}_c^-) \times \mathcal{B}(\Xi_c^0 \rightarrow \Xi^-\pi^+)$ and $\mathcal{B}(\bar{B}^0 \rightarrow \Xi_c^+ \bar{\Lambda}_c^-) \times \mathcal{B}(\Xi_c^+ \rightarrow \Xi^-\pi^+\pi^+)$. For the $\Xi_c^0 \rightarrow \Lambda K^-\pi^+$ decay mode we scale the measured branching fraction by the ratio $\mathcal{B}(\Xi_c^0 \rightarrow \Xi^-\pi^+)/\mathcal{B}(\Xi_c^0 \rightarrow \Lambda K^-\pi^+) = 1.07 \pm 0.14$ [1] so that its value can also be expressed as the product of the same two branching fractions.

For each decay mode, Table I gives the values of n_S , ε , the significance, and the branching fraction. For each mode with a significance below 2 standard deviations, we calculate the Bayesian upper limit [1] on the branching fraction including systematic uncertainties and obtain $\mathcal{B}(\bar{B}^0 \rightarrow \Lambda_c^+ \bar{\Lambda}_c^- \bar{K}^0) < 1.5 \times 10^{-3}$ and $\mathcal{B}(\bar{B}^0 \rightarrow \Xi_c^+ \bar{\Lambda}_c^-) \times \mathcal{B}(\Xi_c^+ \rightarrow \Xi^-\pi^+\pi^+) < 5.6 \times 10^{-5}$ at the 90% confidence level.

Table II lists the main systematic uncertainties and their sum in quadrature. The largest uncertainty is from the charged track reconstruction efficiency, evaluated with control samples of τ decays. A small correction is also included due to a known data/MC difference in tracking efficiency. Other sources of systematic uncertainty considered include: the number of $B\bar{B}$ pairs in the data sample; the limited size of the signal MC samples; the PID efficiency, which is evaluated with control samples of $\Lambda \rightarrow p\pi^-$, $D^{*+} \rightarrow D^0(K^-\pi^+)\pi^+$, and $\phi \rightarrow K^+K^-$ decays; possible differences in ΔE resolution between data and MC, which are estimated with control samples of $\bar{B} \rightarrow D\bar{D}\bar{K}$ decays; charmed baryon branching ratios relative to the control modes [1]; the Λ branching fraction [1]; the presence of intermediate resonances in the charmed baryon decay and possible structure in the 3-body B -meson decays; and the assumption that $\mathcal{B}(\Upsilon(4S) \rightarrow B^0\bar{B}^0) = \mathcal{B}(\Upsilon(4S) \rightarrow B^+B^-) = 0.5$. For fit parameters which are fixed to values from fits to the signal MC, we vary the value by the uncertainty and take the largest change as a systematic uncertainty. Dividing out the absolute Λ_c^+ branching fraction also introduces a large systematic uncertainty, which we quote separately.

To investigate whether the three-body mode $B^- \rightarrow \Lambda_c^+ \bar{\Lambda}_c^- K^-$ contains intermediate resonances, we examine the Dalitz plot structure of candidates in the signal region ($m_{ES} > 5.27 \text{ GeV}/c^2$), shown in Fig. 3. After taking into account the expected background (estimated from the m_{ES} sidebands), the $\Lambda_c^+ K^-$ mass spectrum of the data is inconsistent with a phase-space distribution (χ^2 probability of 1.5×10^{-7}). Fitting the data with a single, non-relativistic Breit-Wigner lineshape convolved with a Gaussian function for experimental resolution, we obtain $m = 2931 \pm 3(\text{stat}) \pm 5(\text{syst}) \text{ MeV}/c^2$ and $\Gamma = 36 \pm 7(\text{stat}) \pm 11(\text{syst}) \text{ MeV}$. We do not see any such structure in the m_{ES} sideband region. This description

TABLE II: Summary of relative systematic uncertainties (%) on the branching fractions. The uncertainty on the Λ_c^+ branching fraction is 26% and is quoted separately.

Source	$\Lambda_c^+ \bar{\Lambda}_c^- K^-$	$\Xi_c^0 \bar{\Lambda}_c^-$	$\Xi_c^+ \bar{\Lambda}_c^-$	$\Lambda_c^+ \bar{\Lambda}_c^- \bar{K}^0$
Tracking efficiency	9.9	10.0	11.4	11.4
B counting	1.1	1.1	1.1	1.1
MC sample size	0.8	1.6	2.4	1.5
PID efficiency	4.6	3.5	3.0	4.0
ΔE resolution	3.0	3.0	3.0	3.0
Intermediate BFs	3.4	6.9	0.8	0.1
$\Lambda_c^+ \rightarrow pK^-\pi^+$ Dalitz	2.9	1.8	1.8	3.6
$B \rightarrow \Lambda_c^+ \bar{\Lambda}_c^- K$ Dalitz	6.9	—	—	4.2
$\Upsilon(4S)$ BF	3.0	3.0	3.0	3.0
Fit related	2.0	1.4	3.5	2.5
Total	14.5	13.7	13.4	14.3

is in good agreement with the data (χ^2 probability of 22%) and could be interpreted as a single Ξ_c^0 resonance with those parameters, though a more complicated explanation (e.g. two narrow resonances in close proximity) cannot be excluded. Due to the limited statistics, the helicity angle distribution does not distinguish between spin hypotheses.

In summary, we have studied B -meson decays to charmed baryon pairs in four decay modes using a sample of 230 million $\Upsilon(4S) \rightarrow B\bar{B}$ events. The branching fraction of $B^- \rightarrow \Lambda_c^+ \bar{\Lambda}_c^- K^-$ is found to be larger than the previous measurement [10] and is comparable to the $\mathcal{O}(10^{-3})$ branching fraction predicted for two-body decays to a pair of charmed baryons. The other results are consistent with the previous values [9, 10]. The data in the Dalitz plot and two-body mass projections of $B^- \rightarrow \Lambda_c^+ \bar{\Lambda}_c^- K^-$ are inconsistent with a phase-space distribution and suggest the presence of a Ξ_c^0 resonance in the decay.

We are grateful for the extraordinary contributions of our PEP-II colleagues in achieving the excellent luminosity and machine conditions that have made this work possible. The success of this project also relies critically on the expertise and dedication of the computing organizations that support *BABAR*. The collaborating institutions wish to thank SLAC for its support and the kind hospitality extended to them. This work is supported by the US Department of Energy and National Science Foundation, the Natural Sciences and Engineering Research Council (Canada), the Commissariat à l'Énergie Atomique and Institut National de Physique Nucléaire et de Physique des Particules (France), the Bundesministerium für Bildung und Forschung and Deutsche Forschungsgemeinschaft (Germany), the Istituto Nazionale di Fisica Nucleare (Italy), the Foundation for Fundamental Research on Matter (The Netherlands), the Research Council of Norway, the Ministry of Science and Technology of the Russian Federation, Ministerio de Educación y Cien-

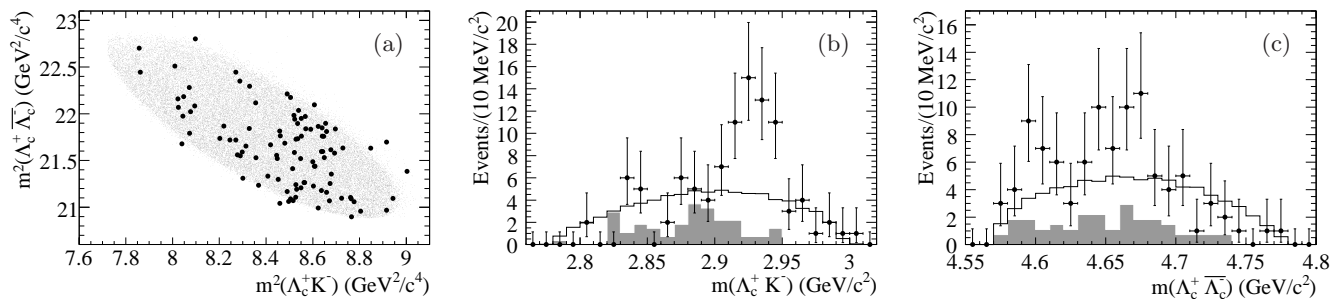


FIG. 3: Reconstructed $B^- \rightarrow \Lambda_c^+ \bar{\Lambda}_c^- K^-$ candidates in the signal region ($m_{ES} > 5.27 \text{ GeV}/c^2$, $\Delta E < 22 \text{ MeV}$), shown as (a) the Dalitz plot, (b) the $\Lambda_c^+ K^-$ invariant mass distribution, and (c) the $\Lambda_c^+ \bar{\Lambda}_c^-$ invariant mass distribution. Data from the signal region are shown as black points. Signal events from a phase-space simulation are shown as small grey points in (a) and as a histogram in (b) and (c). Data from the sideband region $5.20 < m_{ES} < 5.26 \text{ GeV}/c^2$ are shown as a shaded histogram in (b) and (c), normalized according to the expected background yield in the signal region. The masses of the B -meson candidates are not constrained.

cia (Spain), and the Science and Technology Facilities Council (United Kingdom). Individuals have received support from the Marie-Curie IEF program (European Union) and the A. P. Sloan Foundation.

* Deceased

† Now at Tel Aviv University, Tel Aviv, 69978, Israel

‡ Also with Università di Perugia, Dipartimento di Fisica, Perugia, Italy

§ Also with Università della Basilicata, Potenza, Italy

¶ Also with Universitat de Barcelona, Facultat de Física, Departament ECM, E-08028 Barcelona, Spain

- [1] Particle Data Group, W.-M. Yao *et al.*, *J. Phys.* **G33**, 1 (2006).
- [2] *BABAR* Collaboration, B. Aubert *et al.*, *Phys. Rev. D* **75**, 012003 (2007).
- [3] Throughout this paper, for any given mode, the corresponding charge-conjugate mode is also implied.
- [4] V. L. Chernyak and I. R. Zhitnitsky, *Nucl. Phys. B* **345**, 137 (1990).
- [5] P. Ball and H. G. Dosch, *Z. Phys. C* **51**, 445 (1991).
- [6] *BABAR* Collaboration, B. Aubert *et al.*, *Phys. Rev. D* **75**,

072002 (2007).

- [7] *BABAR* Collaboration, B. Aubert *et al.*, *Phys. Rev. Lett.* **95**, 142003 (2005).
- [8] Belle Collaboration, R. Seuster *et al.*, *Phys. Rev. D* **73**, 032002 (2006).
- [9] Belle Collaboration, R. Chistov *et al.*, *Phys. Rev. D* **74**, 111105 (2006).
- [10] Belle Collaboration, N. Gabyshev *et al.*, *Phys. Rev. Lett.* **97**, 202003 (2006).
- [11] K. K. Sharma and R. C. Verma, *Eur. Phys. Jour. C* **7**, 217 (1999).
- [12] Belle Collaboration, N. Gabyshev *et al.*, *Phys. Rev. Lett.* **90**, 121802 (2003).
- [13] H. Y. Cheng, C. K. Chua and S. Y. Tsai, *Phys. Rev. D* **73**, 074015 (2006).
- [14] C. H. Chen, *Phys. Lett. B* **638**, 214 (2006).
- [15] *BABAR* Collaboration, B. Aubert *et al.*, *Nucl. Instr. Methods Phys. Res., Sect. A* **479**, 1 (2002).
- [16] D. J. Lange, *Nucl. Instrum. Meth. A* **462**, 152 (2001).
- [17] T. Sjöstrand *et al.*, *Comput. Phys. Commun.* **135**, 238 (2001).
- [18] S. Agostinelli *et al.*, *Nucl. Instr. Methods Phys. Res., Sect. A* **506**, 250 (2003).
- [19] ARGUS Collaboration, H. Albrecht *et al.*, *Phys. Lett. B* **241**, 278 (1990).