

Observation of the Decay $B^+ \rightarrow K^+ K^- \pi^+$

B. Aubert,¹ M. Bona,¹ D. Boutigny,¹ Y. Karyotakis,¹ J. P. Lees,¹ V. Poireau,¹ X. Prudent,¹ V. Tisserand,¹
A. Zghiche,¹ J. Garra Tico,² E. Grauges,² L. Lopez,³ A. Palano,³ M. Pappagallo,³ G. Eigen,⁴ B. Stugu,⁴
L. Sun,⁴ G. S. Abrams,⁵ M. Battaglia,⁵ D. N. Brown,⁵ J. Button-Shafer,⁵ R. N. Cahn,⁵ Y. Groysman,⁵
R. G. Jacobsen,⁵ J. A. Kadyk,⁵ L. T. Kerth,⁵ Yu. G. Kolomensky,⁵ G. Kukartsev,⁵ D. Lopes Pegna,⁵ G. Lynch,⁵
L. M. Mir,⁵ T. J. Orimoto,⁵ I. L. Osipenkov,⁵ M. T. Ronan,^{5,*} K. Tackmann,⁵ T. Tanabe,⁵ W. A. Wenzel,⁵
P. del Amo Sanchez,⁶ C. M. Hawkes,⁶ A. T. Watson,⁶ T. Held,⁷ H. Koch,⁷ M. Pelizaeus,⁷ T. Schroeder,⁷
M. Steinke,⁷ D. Walker,⁸ D. J. Asgeirsson,⁹ T. Cuhadar-Donszelmann,⁹ B. G. Fulsom,⁹ C. Hearty,⁹ T. S. Mattison,⁹
J. A. McKenna,⁹ A. Khan,¹⁰ M. Saleem,¹⁰ L. Teodorescu,¹⁰ V. E. Blinov,¹¹ A. D. Bukin,¹¹ V. P. Druzhinin,¹¹
V. B. Golubev,¹¹ A. P. Onuchin,¹¹ S. I. Serednyakov,¹¹ Yu. I. Skovpen,¹¹ E. P. Solodov,¹¹ K. Yu. Todyshev,¹¹
M. Bondioli,¹² S. Curry,¹² I. Eschrich,¹² D. Kirkby,¹² A. J. Lankford,¹² P. Lund,¹² M. Mandelkern,¹²
E. C. Martin,¹² D. P. Stoker,¹² S. Abachi,¹³ C. Buchanan,¹³ S. D. Foulkes,¹⁴ J. W. Gary,¹⁴ F. Liu,¹⁴ O. Long,¹⁴
B. C. Shen,¹⁴ L. Zhang,¹⁴ H. P. Paar,¹⁵ S. Rahatlou,¹⁵ V. Sharma,¹⁵ J. W. Berryhill,¹⁶ C. Campagnari,¹⁶
A. Cunha,¹⁶ B. Dahmes,¹⁶ T. M. Hong,¹⁶ D. Kovalskyi,¹⁶ J. D. Richman,¹⁶ T. W. Beck,¹⁷ A. M. Eisner,¹⁷
C. J. Flacco,¹⁷ C. A. Heusch,¹⁷ J. Kroseberg,¹⁷ W. S. Lockman,¹⁷ T. Schalk,¹⁷ B. A. Schumm,¹⁷ A. Seiden,¹⁷
M. G. Wilson,¹⁷ L. O. Winstrom,¹⁷ E. Chen,¹⁸ C. H. Cheng,¹⁸ F. Fang,¹⁸ D. G. Hitlin,¹⁸ I. Narsky,¹⁸ T. Piatenko,¹⁸
F. C. Porter,¹⁸ R. Andreassen,¹⁹ G. Mancinelli,¹⁹ B. T. Meadows,¹⁹ K. Mishra,¹⁹ M. D. Sokoloff,¹⁹ F. Blanc,²⁰
P. C. Bloom,²⁰ S. Chen,²⁰ W. T. Ford,²⁰ J. F. Hirschauer,²⁰ A. Kreisel,²⁰ M. Nagel,²⁰ U. Nauenberg,²⁰ A. Olivas,²⁰
J. G. Smith,²⁰ K. A. Ulmer,²⁰ S. R. Wagner,²⁰ J. Zhang,²⁰ A. M. Gabareen,²¹ A. Soffer,^{21,†} W. H. Toki,²¹
R. J. Wilson,²¹ F. Winklmeier,²¹ D. D. Altenburg,²² E. Feltresi,²² A. Hauke,²² H. Jasper,²² J. Merkel,²²
A. Petzold,²² B. Spaan,²² K. Wacker,²² V. Klose,²³ M. J. Kobel,²³ H. M. Lacker,²³ W. F. Mader,²³ R. Nogowski,²³
J. Schubert,²³ K. R. Schubert,²³ R. Schwierz,²³ J. E. Sundermann,²³ A. Volk,²³ D. Bernard,²⁴ G. R. Bonneaud,²⁴
E. Latour,²⁴ V. Lombardo,²⁴ Ch. Thiebaux,²⁴ M. Verderi,²⁴ P. J. Clark,²⁵ W. Gradl,²⁵ F. Muheim,²⁵ S. Playfer,²⁵
A. I. Robertson,²⁵ J. E. Watson,²⁵ Y. Xie,²⁵ M. Andreotti,²⁶ D. Bettoni,²⁶ C. Bozzi,²⁶ R. Calabrese,²⁶ A. Cecchi,²⁶
G. Cibinetto,²⁶ P. Franchini,²⁶ E. Luppi,²⁶ M. Negrini,²⁶ A. Petrella,²⁶ L. Piemontese,²⁶ E. Prencipe,²⁶
V. Santoro,²⁶ F. Anulli,²⁷ R. Baldini-Ferrolì,²⁷ A. Calcaterra,²⁷ R. de Sangro,²⁷ G. Finocchiaro,²⁷ S. Pacetti,²⁷
P. Patteri,²⁷ I. M. Peruzzi,^{27,‡} M. Piccolo,²⁷ M. Rama,²⁷ A. Zallo,²⁷ A. Buzzo,²⁸ R. Contri,²⁸ M. Lo Vetere,²⁸
M. M. Macri,²⁸ M. R. Monge,²⁸ S. Passaggio,²⁸ C. Patrignani,²⁸ E. Robutti,²⁸ A. Santroni,²⁸ S. Tosi,²⁸
K. S. Chaisanguanthum,²⁹ M. Morii,²⁹ J. Wu,²⁹ R. S. Dubitzky,³⁰ J. Marks,³⁰ S. Schenk,³⁰ U. Uwer,³⁰ D. J. Bard,³¹
P. D. Dauncey,³¹ R. L. Flack,³¹ J. A. Nash,³¹ W. Panduro Vazquez,³¹ M. Tibbetts,³¹ P. K. Behera,³² X. Chai,³²
M. J. Charles,³² U. Mallik,³² V. Ziegler,³² J. Cochran,³³ H. B. Crawley,³³ L. Dong,³³ V. Eyges,³³ W. T. Meyer,³³
S. Prell,³³ E. I. Rosenberg,³³ A. E. Rubin,³³ Y. Y. Gao,³⁴ A. V. Gritsan,³⁴ Z. J. Guo,³⁴ C. K. Lae,³⁴ A. G. Denig,³⁵
M. Fritsch,³⁵ G. Schott,³⁵ N. Arnaud,³⁶ J. Béquilleux,³⁶ A. D’Orazio,³⁶ M. Davier,³⁶ G. Grosdidier,³⁶ A. Höcker,³⁶
V. Lepeltier,³⁶ F. Le Diberder,³⁶ A. M. Lutz,³⁶ S. Pruvot,³⁶ S. Rodier,³⁶ P. Roudeau,³⁶ M. H. Schune,³⁶
J. Serrano,³⁶ V. Sordini,³⁶ A. Stocchi,³⁶ W. F. Wang,³⁶ G. Wormser,³⁶ D. J. Lange,³⁷ D. M. Wright,³⁷ I. Bingham,³⁸
J. P. Burke,³⁸ C. A. Chavez,³⁸ I. J. Forster,³⁸ J. R. Fry,³⁸ E. Gabathuler,³⁸ R. Gamet,³⁸ D. E. Hutchcroft,³⁸
D. J. Payne,³⁸ K. C. Schofield,³⁸ C. Touramanis,³⁸ A. J. Bevan,³⁹ K. A. George,³⁹ F. Di Lodovico,³⁹ W. Menges,³⁹
R. Sacco,³⁹ G. Cowan,⁴⁰ H. U. Flaecher,⁴⁰ D. A. Hopkins,⁴⁰ S. Paramesvaran,⁴⁰ F. Salvatore,⁴⁰ A. C. Wren,⁴⁰
D. N. Brown,⁴¹ C. L. Davis,⁴¹ J. Allison,⁴² N. R. Barlow,⁴² R. J. Barlow,⁴² Y. M. Chia,⁴² C. L. Edgar,⁴²
G. D. Lafferty,⁴² T. J. West,⁴² J. I. Yi,⁴² J. Anderson,⁴³ C. Chen,⁴³ A. Jawahery,⁴³ D. A. Roberts,⁴³ G. Simi,⁴³
J. M. Tuggle,⁴³ G. Blaylock,⁴⁴ C. Dallapiccola,⁴⁴ S. S. Hertzbach,⁴⁴ X. Li,⁴⁴ T. B. Moore,⁴⁴ E. Salvati,⁴⁴
S. Saremi,⁴⁴ R. Cowan,⁴⁵ D. Dujmic,⁴⁵ P. H. Fisher,⁴⁵ K. Koeneke,⁴⁵ G. Sciolla,⁴⁵ S. J. Sekula,⁴⁵ M. Spitznagel,⁴⁵
F. Taylor,⁴⁵ R. K. Yamamoto,⁴⁵ M. Zhao,⁴⁵ Y. Zheng,⁴⁵ S. E. Mclachlin,^{46,*} P. M. Patel,⁴⁶ S. H. Robertson,⁴⁶
A. Lazzaro,⁴⁷ F. Palombo,⁴⁷ J. M. Bauer,⁴⁸ L. Cremaldi,⁴⁸ V. Eschenburg,⁴⁸ R. Godang,⁴⁸ R. Kroeger,⁴⁸
D. A. Sanders,⁴⁸ D. J. Summers,⁴⁸ H. W. Zhao,⁴⁸ S. Brunet,⁴⁹ D. Côté,⁴⁹ M. Simard,⁴⁹ P. Taras,⁴⁹ F. B. Viaud,⁴⁹

Contributed to International Europhysics Conference On High Energy Physics (EPS-HEP2007),

7/19-2007-7/25/2007, Manchester, England, UK

H. Nicholson,⁵⁰ G. De Nardo,⁵¹ F. Fabozzi,^{51, §} L. Lista,⁵¹ D. Monorchio,⁵¹ C. Sciacca,⁵¹ M. A. Baak,⁵² G. Raven,⁵² H. L. Snoek,⁵² C. P. Jessop,⁵³ K. J. Knoepfel,⁵³ J. M. LoSecco,⁵³ G. Benelli,⁵⁴ L. A. Corwin,⁵⁴ K. Honscheid,⁵⁴ H. Kagan,⁵⁴ R. Kass,⁵⁴ J. P. Morris,⁵⁴ A. M. Rahimi,⁵⁴ J. J. Regensburger,⁵⁴ Q. K. Wong,⁵⁴ N. L. Blount,⁵⁵ J. Brau,⁵⁵ R. Frey,⁵⁵ O. Igonkina,⁵⁵ J. A. Kolb,⁵⁵ M. Lu,⁵⁵ R. Rahmat,⁵⁵ N. B. Sinev,⁵⁵ D. Strom,⁵⁵ J. Strube,⁵⁵ E. Torrence,⁵⁵ N. Gagliardi,⁵⁶ A. Gaz,⁵⁶ M. Margoni,⁵⁶ M. Morandin,⁵⁶ A. Pompili,⁵⁶ M. Posocco,⁵⁶ M. Rotondo,⁵⁶ F. Simonetto,⁵⁶ R. Stroili,⁵⁶ C. Voci,⁵⁶ E. Ben-Haim,⁵⁷ H. Briand,⁵⁷ G. Calderini,⁵⁷ J. Chauveau,⁵⁷ P. David,⁵⁷ L. Del Buono,⁵⁷ Ch. de la Vaissière,⁵⁷ O. Hamon,⁵⁷ Ph. Leruste,⁵⁷ J. Malclès,⁵⁷ J. Ocariz,⁵⁷ A. Perez,⁵⁷ J. Prendki,⁵⁷ L. Gladney,⁵⁸ M. Biasini,⁵⁹ R. Covarelli,⁵⁹ E. Manoni,⁵⁹ C. Angelini,⁶⁰ G. Batignani,⁶⁰ S. Bettarini,⁶⁰ M. Carpinelli,⁶⁰ R. Cenci,⁶⁰ A. Cervelli,⁶⁰ F. Forti,⁶⁰ M. A. Giorgi,⁶⁰ A. Lusiani,⁶⁰ G. Marchiori,⁶⁰ M. A. Mazur,⁶⁰ M. Morganti,⁶⁰ N. Neri,⁶⁰ E. Paoloni,⁶⁰ G. Rizzo,⁶⁰ J. J. Walsh,⁶⁰ M. Haire,⁶¹ J. Biesiada,⁶² P. Elmer,⁶² Y. P. Lau,⁶² C. Lu,⁶² J. Olsen,⁶² A. J. S. Smith,⁶² A. V. Telnov,⁶² E. Baracchini,⁶³ F. Bellini,⁶³ G. Cavoto,⁶³ D. del Re,⁶³ E. Di Marco,⁶³ R. Faccini,⁶³ F. Ferrarotto,⁶³ F. Ferroni,⁶³ M. Gaspero,⁶³ P. D. Jackson,⁶³ L. Li Gioi,⁶³ M. A. Mazzoni,⁶³ S. Morganti,⁶³ G. Piredda,⁶³ F. Polci,⁶³ F. Renga,⁶³ C. Voena,⁶³ M. Ebert,⁶⁴ T. Hartmann,⁶⁴ H. Schröder,⁶⁴ R. Waldi,⁶⁴ T. Adye,⁶⁵ G. Castelli,⁶⁵ B. Franek,⁶⁵ E. O. Olaiya,⁶⁵ S. Ricciardi,⁶⁵ W. Roethel,⁶⁵ F. F. Wilson,⁶⁵ S. Emery,⁶⁶ M. Escalier,⁶⁶ A. Gaidot,⁶⁶ S. F. Ganzhur,⁶⁶ G. Hamel de Monchenault,⁶⁶ W. Kozanecki,⁶⁶ G. Vasseur,⁶⁶ Ch. Yèche,⁶⁶ M. Zito,⁶⁶ X. R. Chen,⁶⁷ H. Liu,⁶⁷ W. Park,⁶⁷ M. V. Purohit,⁶⁷ J. R. Wilson,⁶⁷ M. T. Allen,⁶⁸ D. Aston,⁶⁸ R. Bartoldus,⁶⁸ P. Bechtel,⁶⁸ N. Berger,⁶⁸ R. Claus,⁶⁸ J. P. Coleman,⁶⁸ M. R. Convery,⁶⁸ J. C. Dingfelder,⁶⁸ J. Dorfan,⁶⁸ G. P. Dubois-Felsmann,⁶⁸ W. Dunwoodie,⁶⁸ R. C. Field,⁶⁸ T. Glanzman,⁶⁸ S. J. Gowdy,⁶⁸ M. T. Graham,⁶⁸ P. Grenier,⁶⁸ C. Hast,⁶⁸ T. Hryn'ova,⁶⁸ W. R. Innes,⁶⁸ J. Kaminski,⁶⁸ M. H. Kelsey,⁶⁸ H. Kim,⁶⁸ P. Kim,⁶⁸ M. L. Kocian,⁶⁸ D. W. G. S. Leith,⁶⁸ S. Li,⁶⁸ S. Luitz,⁶⁸ V. Luth,⁶⁸ H. L. Lynch,⁶⁸ D. B. MacFarlane,⁶⁸ H. Marsiske,⁶⁸ R. Messner,⁶⁸ D. R. Muller,⁶⁸ C. P. O'Grady,⁶⁸ I. Ofte,⁶⁸ A. Perazzo,⁶⁸ M. Perl,⁶⁸ T. Pulliam,⁶⁸ B. N. Ratcliff,⁶⁸ A. Roodman,⁶⁸ A. A. Salnikov,⁶⁸ R. H. Schindler,⁶⁸ J. Schwiening,⁶⁸ A. Snyder,⁶⁸ J. Stelzer,⁶⁸ D. Su,⁶⁸ M. K. Sullivan,⁶⁸ K. Suzuki,⁶⁸ S. K. Swain,⁶⁸ J. M. Thompson,⁶⁸ J. Va'vra,⁶⁸ N. van Bakel,⁶⁸ A. P. Wagner,⁶⁸ M. Weaver,⁶⁸ W. J. Wisniewski,⁶⁸ M. Wittgen,⁶⁸ D. H. Wright,⁶⁸ A. K. Yarritu,⁶⁸ K. Yi,⁶⁸ C. C. Young,⁶⁸ P. R. Burchat,⁶⁹ A. J. Edwards,⁶⁹ S. A. Majewski,⁶⁹ B. A. Petersen,⁶⁹ L. Wilden,⁶⁹ S. Ahmed,⁷⁰ M. S. Alam,⁷⁰ R. Bula,⁷⁰ J. A. Ernst,⁷⁰ V. Jain,⁷⁰ B. Pan,⁷⁰ M. A. Saeed,⁷⁰ F. R. Wappler,⁷⁰ S. B. Zain,⁷⁰ M. Krishnamurthy,⁷¹ S. M. Spanier,⁷¹ R. Eckmann,⁷² J. L. Ritchie,⁷² A. M. Ruland,⁷² C. J. Schilling,⁷² R. F. Schwitters,⁷² J. M. Izen,⁷³ X. C. Lou,⁷³ S. Ye,⁷³ F. Bianchi,⁷⁴ F. Gallo,⁷⁴ D. Gamba,⁷⁴ M. Pelliccioni,⁷⁴ M. Bomben,⁷⁵ L. Bosisio,⁷⁵ C. Cartaro,⁷⁵ F. Cossutti,⁷⁵ G. Della Ricca,⁷⁵ L. Lanceri,⁷⁵ L. Vitale,⁷⁵ V. Azzolini,⁷⁶ N. Lopez-March,⁷⁶ F. Martinez-Vidal,^{76, ¶} D. A. Milanes,⁷⁶ A. Oyanguren,⁷⁶ J. Albert,⁷⁷ Sw. Banerjee,⁷⁷ B. Bhuyan,⁷⁷ K. Hamano,⁷⁷ R. Kowalewski,⁷⁷ I. M. Nugent,⁷⁷ J. M. Roney,⁷⁷ R. J. Sobie,⁷⁷ T. J. Gershon,⁷⁸ P. F. Harrison,⁷⁸ J. Ilic,⁷⁸ T. E. Latham,⁷⁸ G. B. Mohanty,⁷⁸ H. R. Band,⁷⁹ X. Chen,⁷⁹ S. Dasu,⁷⁹ K. T. Flood,⁷⁹ J. J. Hollar,⁷⁹ P. E. Kutter,⁷⁹ Y. Pan,⁷⁹ M. Pierini,⁷⁹ R. Prepost,⁷⁹ S. L. Wu,⁷⁹ and H. Neal⁸⁰

(BABAR Collaboration)

¹Laboratoire de Physique des Particules, IN2P3/CNRS et Université de Savoie, F-74941 Annecy-Le-Vieux, France

²Universitat de Barcelona, Facultat de Física, Departament ECM, E-08028 Barcelona, Spain

³Università di Bari, Dipartimento di Fisica and INFN, I-70126 Bari, Italy

⁴University of Bergen, Institute of Physics, N-5007 Bergen, Norway

⁵Lawrence Berkeley National Laboratory and University of California, Berkeley, California 94720, USA

⁶University of Birmingham, Birmingham, B15 2TT, United Kingdom

⁷Ruhr Universität Bochum, Institut für Experimentalphysik 1, D-44780 Bochum, Germany

⁸University of Bristol, Bristol BS8 1TL, United Kingdom

⁹University of British Columbia, Vancouver, British Columbia, Canada V6T 1Z1

¹⁰Brunel University, Uxbridge, Middlesex UB8 3PH, United Kingdom

¹¹Budker Institute of Nuclear Physics, Novosibirsk 630090, Russia

¹²University of California at Irvine, Irvine, California 92697, USA

¹³University of California at Los Angeles, Los Angeles, California 90024, USA

¹⁴University of California at Riverside, Riverside, California 92521, USA

¹⁵University of California at San Diego, La Jolla, California 92093, USA

¹⁶University of California at Santa Barbara, Santa Barbara, California 93106, USA

¹⁷University of California at Santa Cruz, Institute for Particle Physics, Santa Cruz, California 95064, USA

¹⁸California Institute of Technology, Pasadena, California 91125, USA

¹⁹University of Cincinnati, Cincinnati, Ohio 45221, USA

²⁰University of Colorado, Boulder, Colorado 80309, USA

²¹Colorado State University, Fort Collins, Colorado 80523, USA

- ²²Universität Dortmund, Institut für Physik, D-44221 Dortmund, Germany
- ²³Technische Universität Dresden, Institut für Kern- und Teilchenphysik, D-01062 Dresden, Germany
- ²⁴Laboratoire Leprince-Ringuet, CNRS/IN2P3, Ecole Polytechnique, F-91128 Palaiseau, France
- ²⁵University of Edinburgh, Edinburgh EH9 3JZ, United Kingdom
- ²⁶Università di Ferrara, Dipartimento di Fisica and INFN, I-44100 Ferrara, Italy
- ²⁷Laboratori Nazionali di Frascati dell'INFN, I-00044 Frascati, Italy
- ²⁸Università di Genova, Dipartimento di Fisica and INFN, I-16146 Genova, Italy
- ²⁹Harvard University, Cambridge, Massachusetts 02138, USA
- ³⁰Universität Heidelberg, Physikalisches Institut, Philosophenweg 12, D-69120 Heidelberg, Germany
- ³¹Imperial College London, London, SW7 2AZ, United Kingdom
- ³²University of Iowa, Iowa City, Iowa 52242, USA
- ³³Iowa State University, Ames, Iowa 50011-3160, USA
- ³⁴Johns Hopkins University, Baltimore, Maryland 21218, USA
- ³⁵Universität Karlsruhe, Institut für Experimentelle Kernphysik, D-76021 Karlsruhe, Germany
- ³⁶Laboratoire de l'Accélérateur Linéaire, IN2P3/CNRS et Université Paris-Sud 11, Centre Scientifique d'Orsay, B. P. 34, F-91898 ORSAY Cedex, France
- ³⁷Lawrence Livermore National Laboratory, Livermore, California 94550, USA
- ³⁸University of Liverpool, Liverpool L69 7ZE, United Kingdom
- ³⁹Queen Mary, University of London, E1 4NS, United Kingdom
- ⁴⁰University of London, Royal Holloway and Bedford New College, Egham, Surrey TW20 0EX, United Kingdom
- ⁴¹University of Louisville, Louisville, Kentucky 40292, USA
- ⁴²University of Manchester, Manchester M13 9PL, United Kingdom
- ⁴³University of Maryland, College Park, Maryland 20742, USA
- ⁴⁴University of Massachusetts, Amherst, Massachusetts 01003, USA
- ⁴⁵Massachusetts Institute of Technology, Laboratory for Nuclear Science, Cambridge, Massachusetts 02139, USA
- ⁴⁶McGill University, Montréal, Québec, Canada H3A 2T8
- ⁴⁷Università di Milano, Dipartimento di Fisica and INFN, I-20133 Milano, Italy
- ⁴⁸University of Mississippi, University, Mississippi 38677, USA
- ⁴⁹Université de Montréal, Physique des Particules, Montréal, Québec, Canada H3C 3J7
- ⁵⁰Mount Holyoke College, South Hadley, Massachusetts 01075, USA
- ⁵¹Università di Napoli Federico II, Dipartimento di Scienze Fisiche and INFN, I-80126, Napoli, Italy
- ⁵²NIKHEF, National Institute for Nuclear Physics and High Energy Physics, NL-1009 DB Amsterdam, The Netherlands
- ⁵³University of Notre Dame, Notre Dame, Indiana 46556, USA
- ⁵⁴Ohio State University, Columbus, Ohio 43210, USA
- ⁵⁵University of Oregon, Eugene, Oregon 97403, USA
- ⁵⁶Università di Padova, Dipartimento di Fisica and INFN, I-35131 Padova, Italy
- ⁵⁷Laboratoire de Physique Nucléaire et de Hautes Energies, IN2P3/CNRS, Université Pierre et Marie Curie-Paris6, Université Denis Diderot-Paris7, F-75252 Paris, France
- ⁵⁸University of Pennsylvania, Philadelphia, Pennsylvania 19104, USA
- ⁵⁹Università di Perugia, Dipartimento di Fisica and INFN, I-06100 Perugia, Italy
- ⁶⁰Università di Pisa, Dipartimento di Fisica, Scuola Normale Superiore and INFN, I-56127 Pisa, Italy
- ⁶¹Prairie View A&M University, Prairie View, Texas 77446, USA
- ⁶²Princeton University, Princeton, New Jersey 08544, USA
- ⁶³Università di Roma La Sapienza, Dipartimento di Fisica and INFN, I-00185 Roma, Italy
- ⁶⁴Universität Rostock, D-18051 Rostock, Germany
- ⁶⁵Rutherford Appleton Laboratory, Chilton, Didcot, Oxon, OX11 0QX, United Kingdom
- ⁶⁶DSM/Dapnia, CEA/Saclay, F-91191 Gif-sur-Yvette, France
- ⁶⁷University of South Carolina, Columbia, South Carolina 29208, USA
- ⁶⁸Stanford Linear Accelerator Center, Stanford, California 94309, USA
- ⁶⁹Stanford University, Stanford, California 94305-4060, USA
- ⁷⁰State University of New York, Albany, New York 12222, USA
- ⁷¹University of Tennessee, Knoxville, Tennessee 37996, USA
- ⁷²University of Texas at Austin, Austin, Texas 78712, USA
- ⁷³University of Texas at Dallas, Richardson, Texas 75083, USA
- ⁷⁴Università di Torino, Dipartimento di Fisica Sperimentale and INFN, I-10125 Torino, Italy
- ⁷⁵Università di Trieste, Dipartimento di Fisica and INFN, I-34127 Trieste, Italy
- ⁷⁶IFIC, Universitat de Valencia-CSIC, E-46071 Valencia, Spain
- ⁷⁷University of Victoria, Victoria, British Columbia, Canada V8W 3P6
- ⁷⁸Department of Physics, University of Warwick, Coventry CV4 7AL, United Kingdom
- ⁷⁹University of Wisconsin, Madison, Wisconsin 53706, USA
- ⁸⁰Yale University, New Haven, Connecticut 06511, USA

(Dated: November 29, 2007)

We report the observation of charmless hadronic decays of charged B mesons to the final state $K^+K^-\pi^+$. Using a data sample of 347.5 fb^{-1} collected at the $\Upsilon(4S)$ resonance with the *BABAR* detector, we observe 429 ± 43 signal events with a significance of 9.6σ . We measure the inclusive branching fraction $\mathcal{B}(B^+ \rightarrow K^+K^-\pi^+) = [5.0 \pm 0.5(\text{stat}) \pm 0.5(\text{syst})] \times 10^{-6}$. Inspection of the Dalitz plot of signal candidates shows a broad structure peaking near $1.5\text{ GeV}/c^2$ in the K^+K^- invariant mass distribution. We find the direct CP asymmetry to be consistent with zero.

PACS numbers: 13.25.Hw, 12.15.Hh, 11.30.Er

B meson decays to final states with even numbers of strange quarks or antiquarks are suppressed in the Standard Model. Such decays may proceed by the $b \rightarrow d$ loop (penguin) transition, or by other processes followed by $s\bar{s}$ production. Hadronic $b \rightarrow d$ penguin transitions have recently been observed [1, 2], while examples of $s\bar{s}$ production have been seen in various B decays [3–5]. Furthermore, Dalitz plot (DP) analyses of $B^+ \rightarrow K^+K^+K^-$ [6, 7] and $B^0 \rightarrow K^+K^-K^0$ [8] have seen anomalous excesses of events at low K^+K^- invariant masses, the origin of which has aroused considerable interest among theorists [9–13], as it is of great importance in the understanding of low energy spectroscopy [14]. Understanding the production mechanism of charmless B decays to such multibody final states is therefore a priority.

The decay $B^+ \rightarrow K^+K^-\pi^+$ and charmless quasi-two-body B decays resulting in this final state have not been previously observed. The current experimental upper limits are $\mathcal{B}(B^+ \rightarrow K^+K^-\pi^+) < 6.3 \times 10^{-6}$ [15], $\mathcal{B}(B^+ \rightarrow \phi\pi^+) < 2.4 \times 10^{-7}$ [16] and $\mathcal{B}(B^+ \rightarrow K^+\bar{K}^{*0}(892)) < 1.1 \times 10^{-6}$ [17], all at 90% confidence level. Such decays play an important role in analyses based on flavor $SU(3)$ that can limit the allowed values of the deviation of $\sin(2\beta^{\text{eff}})$ measured in hadronic $b \rightarrow s$ penguin modes to the reference value obtained in $b \rightarrow c\bar{c}s$ transitions such as $B^0 \rightarrow J/\psi K_s^0$ [18]. Various theoretical predictions give $\mathcal{B}(B^+ \rightarrow \phi\pi^+) \lesssim \mathcal{O}(10^{-8})$ [19–23] and $\mathcal{B}(B^+ \rightarrow K^+\bar{K}^{*0}(892)) \lesssim \mathcal{O}(10^{-6})$ [19–21, 24, 25]. A recent phenomenological analysis gives a lower bound of $\mathcal{B}(B^+ \rightarrow K^+\bar{K}^{*0}(892)) \gtrsim 0.7 \times 10^{-6}$ [26].

We report herein the results of a search for the charmless hadronic decay $B^+ \rightarrow K^+K^-\pi^+$ [27]. The data used in this analysis, collected at the PEP-II asymmetric energy e^+e^- collider [28], consist of an integrated luminosity of 347.5 fb^{-1} recorded at the $\Upsilon(4S)$ resonance. In addition, 36.6 fb^{-1} of data were collected 40 MeV below the resonance. These samples are referred to as on-resonance and off-resonance data, respectively. The on-resonance data sample contains $(383.2 \pm 4.2) \times 10^6$ $B\bar{B}$ pairs [29].

The *BABAR* detector is described in detail elsewhere [30]. Charged particles are detected and their momenta measured with a five-layer silicon vertex tracker (SVT) and a 40-layer drift chamber (DCH) inside a 1.5 T solenoidal magnet. Surrounding the DCH is a detector of internally reflected Cherenkov radiation (DIRC), designed for charged particle identification (PID). En-

ergy deposited by electrons and photons is measured by a CsI(Tl) crystal electromagnetic calorimeter.

We select $B^+ \rightarrow K^+K^-\pi^+$ candidates by combining two charged kaon candidates of opposite sign with one charged pion candidate. Each track is required to have at least 12 hits in the DCH, to have a minimum transverse momentum of 100 MeV/ c , and to be consistent with having originated from the interaction region. Identification of charged pions and kaons is accomplished using energy loss (dE/dx) information from the SVT and DCH, and the Cherenkov angle and number of photons measured by the DIRC for tracks with momenta above 700 MeV/ c . We distinguish kaons from pions by applying criteria to the product of the likelihood ratios determined from these individual measurements. The efficiency for kaon selection is approximately 80% including geometrical acceptance, while the probability of misidentification of pions as kaons is below 5% up to a laboratory momentum of 4 GeV/ c .

Continuum $e^+e^- \rightarrow q\bar{q}$ ($q = u, d, s, c$) events are the dominant background. To discriminate this type of event from signal, we use a neural network [31] that combines five variables: the ratio of the second order momentum-weighted Legendre polynomial moment to that of the zeroth order; the absolute value of the cosine of the angle between the B direction and the beam (z) axis; the magnitude of the cosine of the angle between the B thrust axis and the z axis [all quantities calculated in the center-of-mass (c.m.) frame]; the product of the B candidate's charge and the flavor of the recoiling B as reported by a multivariate tagging algorithm [32]; and the boost-corrected proper time difference between the decays of the two B mesons divided by its variance.

In addition to the neural network output (NN_{out}), we distinguish signal from background events using two kinematic variables: the difference ΔE between the c.m. energy of the B candidate and $\sqrt{s}/2$, and the beam-energy substituted mass $m_{\text{ES}} = \sqrt{s/4 - \mathbf{p}_B^2}$, where \sqrt{s} is the total c.m. energy and \mathbf{p}_B is the momentum of the candidate B meson in the c.m. frame. We select signal candidates that satisfy $NN_{\text{out}} > 0.29$, $5.272 < m_{\text{ES}} < 5.286\text{ GeV}/c^2$ and $|\Delta E| < 0.075\text{ GeV}$.

Another potentially large source of background arises from B decays containing charm mesons and charmonia. We veto B candidates with K^+K^- invariant mass within -3σ , $+5\sigma$ of the nominal D^0 mass, or with invariant mass of the $K^-\pi^+$ system within $\pm 4\sigma$ of the

mass of the J/ψ or $\psi(2S)$ [33]. Here, σ is 25 MeV/ c^2 for D^0 , and 21 MeV/ c^2 for J/ψ and $\psi(2S)$. The asymmetric D^0 veto is chosen to remove backgrounds resulting from $\pi \rightarrow K$ misidentification. Charmonium contributions arise mainly from the leptonic decays of J/ψ and $\psi(2S)$, when one lepton is misidentified as a pion and the other as a kaon.

The efficiency for signal events to pass the selection criteria is 22.1%, determined with a Monte Carlo (MC) simulation in which events uniformly populate the Dalitz plot. The only selection requirements that exhibit any strong dependency on the DP position are the track pre-selection (due to the reduced acceptance of low momentum tracks), and charm and charmonia vetoes. The average number of B candidates found per selected event is 1.12. In events with multiple candidates we choose the one with the highest probability of a fit of the three tracks to a common vertex. In about 1% of signal events the B candidate is misreconstructed due to one track being replaced with a track from the rest of the event. Such events are considered as a part of the signal component.

We study possible residual backgrounds from $B\bar{B}$ events using MC simulations. We find that these can be conveniently divided into three categories, each having similar shapes in ΔE and m_{ES} . The first two ($B\bar{B}_1$ and $B\bar{B}_2$) are dominated by specific decays, $B^+ \rightarrow K^+\pi^+\pi^-$ and $B^+ \rightarrow K^+K^+K^-$ respectively. The third category ($B\bar{B}_3$) contains the remainder of the $B\bar{B}$ background, and is mainly combinatoric in nature. Based on our MC studies, the total number of $B\bar{B}$ pairs in our data sample, and the branching fractions listed by [33, 34], we expect 69, 255, and 528 events from the three $B\bar{B}$ background categories, respectively.

In order to obtain the $B^+ \rightarrow K^+K^-\pi^+$ signal yield, we perform an unbinned extended maximum likelihood fit to the candidate events using three input variables: m_{ES} , ΔE and $NN'_{out} = 1 - \arccos(2NN_{out} - 1)$. The NN'_{out} variable is designed to allow simpler modeling of the strongly peaking structures near zero for continuum background and near one for signal. For each event category j (signal, continuum background, or one of the three $B\bar{B}$ background components), we define a probability density function (PDF):

$$\mathcal{P}_j^i \equiv \mathcal{P}_j(m_{ES}^i) \mathcal{P}_j(\Delta E^i) \mathcal{P}_j(NN'_{out}^i), \quad (1)$$

where i denotes the event index. This form of the PDF is found to be valid since correlations among the input variables are small. The extended likelihood function is:

$$\mathcal{L} = \prod_k \exp(-n_k) \prod_i \left[\sum_j n_j \mathcal{P}_j^i \right], \quad (2)$$

where n_j is the yield belonging to the event category j .

The signal m_{ES} and ΔE shapes are parametrized with the sum of a Gaussian and a Crystal Ball function [35]

and the sum of two Gaussians, respectively. We fix the shape parameters to the values obtained from the $B^+ \rightarrow K^+K^-\pi^+$ phase space MC sample. The continuum background m_{ES} shape is described by the function $x\sqrt{1-x^2} \exp[-\xi(1-x^2)]$, with $x \equiv 2m_{ES}/\sqrt{s}$ and ξ a free parameter [36], while the continuum ΔE shape is modeled with a linear function. The m_{ES} PDFs for two of the $B\bar{B}$ background components are a Gaussian ($B\bar{B}_1$) and the sum of two Gaussians ($B\bar{B}_2$) while those for the ΔE PDFs are the sum of a Gaussian and a linear function ($B\bar{B}_1$ and $B\bar{B}_2$). The $B\bar{B}_3$ background category has the same functional forms as continuum in both m_{ES} and ΔE , and discrimination between these categories is provided only by NN'_{out} . We use one-dimensional histograms to describe all NN'_{out} distributions. These are obtained from MC samples for signal and the $B\bar{B}$ background categories, and, for the continuum background, from a combination of off-resonance data and on-resonance data in a continuum-dominated sideband of m_{ES} and ΔE .

The free parameters of our fit are the signal and continuum yields, together with the ξ parameter of the continuum m_{ES} shape and the slope of the continuum ΔE shape. All shape parameters and yields of the three $B\bar{B}$ background categories are fixed according to the MC expectations. All NN'_{out} shapes are fixed.

We test the fitting procedure by applying it to ensembles of simulated experiments where events are drawn from the PDF shapes as described above for all five categories of events. We repeat the exercise with $q\bar{q}$ events alone drawn from the PDF into which we embed signal and $B\bar{B}$ background events randomly extracted from the MC samples. We find negligible bias on the fitted signal yield in either case.

Using the fit described above to the 16143 candidate events, we find 429 ± 43 signal events and 14850 ± 129 $q\bar{q}$ background events. The results of the fit are shown in Fig. 1. Both the m_{ES} and ΔE distributions show clear signal peaks. The statistical significance of the signal yield, calculated from the change in negative log likelihood with signal yield floated compared to that with signal yield fixed to zero is 12.6σ .

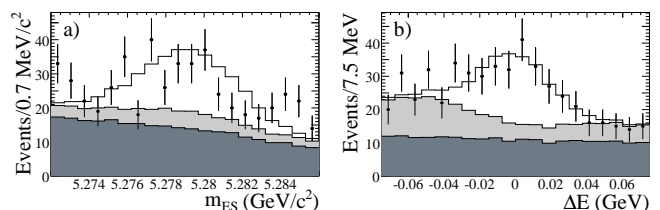


FIG. 1: Projections of candidate events onto a) m_{ES} and b) ΔE following a signal enhancing cut on the likelihood ratio calculated without the plotted variable. Points show the data, dark filled histograms show the $q\bar{q}$ background and light filled histograms show the $B\bar{B}$ background component.

We obtain the inclusive branching fraction of $B^+ \rightarrow K^+K^-\pi^+$ using the result of the fit to calculate signal probabilities for each candidate event [37]. These are divided by event-by-event efficiencies, that take the DP position dependence into account, and summed to obtain an efficiency-corrected signal yield. We further correct for the effect of the charm and charmonia vetoes, and divide by the total number of $B\bar{B}$ events in the data sample. The result is $\mathcal{B}(B^+ \rightarrow K^+K^-\pi^+) = (5.0 \pm 0.5 \pm 0.5) \times 10^{-6}$, where the first error is statistical and the second is systematic. The systematic error arises due to uncertainties in the PDF shapes (2.8%) including possible data-MC differences in the signal PDF shapes studied using a control sample of $B^+ \rightarrow \bar{D}^0\pi^+$, $\bar{D}^0 \rightarrow K^+\pi^-$; potential fit biases, dominated by the change in the result when the yields of the $B\bar{B}$ background components are floated (6.1%); uncertainties in the efficiency, due to tracking (2.4%) and PID (4.2%); uncertainty in the correction due to vetoes, arising from the nonuniform DP structure of the signal, and estimated from MC simulations with different resonant contributions (6.1%); and the error in the number of $B\bar{B}$ pairs (1.1%). The significance of the signal including systematic uncertainties is found to be 9.6σ from the change in negative log likelihood with and without the signal component, while varying those sources of uncertainty that affect the signal yield (PDF shapes and yields of $B\bar{B}$ background components).

We also extract the direct CP asymmetry in the inclusive signal yield by separately fitting B^- and B^+ samples. The asymmetry is obtained using $\mathcal{A}_{CP} = \frac{N^- - N^+}{N^- + N^+}$ where N^- (N^+) is the fitted signal yield in the B^- (B^+) sample, corrected for efficiency and veto requirements. We find $\mathcal{A}_{CP} = 0.00 \pm 0.10 \pm 0.03$, where the first error is statistical and the second systematic, including uncertainties in the $B\bar{B}$ background estimation (0.02) and possible detector asymmetry (0.02). Other possible sources of systematic error are found to be negligible.

The efficiency-corrected Dalitz plot for signal decays, obtained using event-by-event signal probabilities, is shown in Fig. 2. We have checked that this technique correctly reconstructs the signal DP distribution using MC simulations in which the $B^+ \rightarrow K^+K^-\pi^+$ events contain different structures. In the data, we see an excess of events at low $K^-\pi^+$ invariant mass, and a large enhancement due to a broad structure at low K^+K^- invariant mass. To further clarify these structures, we show in Fig. 3 the respective invariant mass projections following requirements that remove low mass combinations on the other axis of the Dalitz plane. Approximately half of our signal events appear to originate from the structure at low K^+K^- invariant mass. We have studied the Dalitz plot distributions of the backgrounds, which are found to be consistent with expectations, and do not contain any structures that may explain the peak in the K^+K^- in-

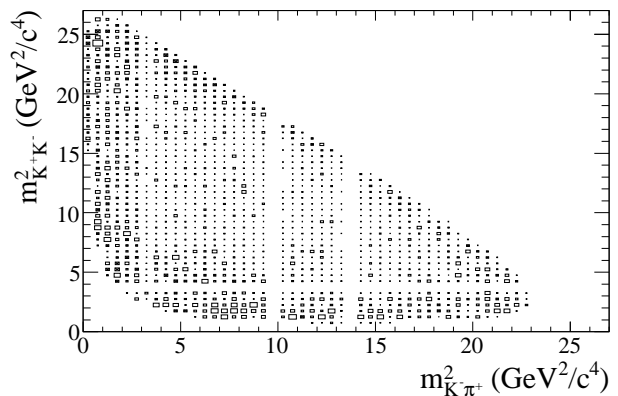


FIG. 2: Efficiency-corrected Dalitz plot distribution of $B^+ \rightarrow K^+K^-\pi^+$ decays, obtained with the $sPlot$ technique [37]. Empty regions correspond to charm and charmonia vetoes while the area of the boxes is proportional to the number of events in that bin.

variant mass distribution. Further interpretation of this structure and the rest of the $B^+ \rightarrow K^+K^-\pi^+$ Dalitz plot requires an amplitude analysis.

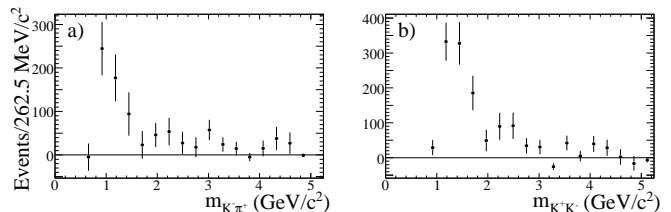


FIG. 3: Efficiency-corrected distributions of the $B^+ \rightarrow K^+K^-\pi^+$ signal candidates: a) $m_{K^-\pi^+}$ with $m_{K^+K^-} > 2.0 \text{ GeV}/c^2$ and b) $m_{K^+K^-}$ with $m_{K^-\pi^+} > 1.5 \text{ GeV}/c^2$. These projection plots are obtained with the $sPlot$ technique [37].

In summary, we have made the first measurement of the charmless hadronic B decay branching fraction $\mathcal{B}(B^+ \rightarrow K^+K^-\pi^+) = [5.0 \pm 0.5(\text{stat}) \pm 0.5(\text{syst})] \times 10^{-6}$. The CP asymmetry is found to be consistent with zero. Inspection of the Dalitz plot of signal candidates shows a broad structure peaking near $1.5 \text{ GeV}/c^2$ in the K^+K^- invariant mass distribution that is reminiscent of similar structures seen in other charmless multibody hadronic B decays [6–8, 38]. This is likely to be of great interest for the understanding of low energy hadronic bound states [14].

We are grateful for the excellent luminosity and machine conditions provided by our PEP-II colleagues, and for the substantial dedicated effort from the computing organizations that support *BABAR*. The collaborating institutions wish to thank SLAC for its support and kind hospitality. This work is supported by DOE and NSF (USA), NSERC (Canada), CEA and CNRS-IN2P3 (France), BMBF and DFG (Germany), INFN (Italy), FOM (The Netherlands), NFR (Norway), MES (Russia),

MEC (Spain), and STFC (United Kingdom). Individuals have received support from the Marie Curie EIF (European Union) and the A. P. Sloan Foundation.

* Deceased

† Now at Tel Aviv University, Tel Aviv, 69978, Israel

‡ Also with Università di Perugia, Dipartimento di Fisica, Perugia, Italy

§ Also with Università della Basilicata, Potenza, Italy

¶ Also with Universitat de Barcelona, Facultat de Física, Departament ECM, E-08028 Barcelona, Spain

- [1] B. Aubert *et al.* (BABAR Collaboration), Phys. Rev. Lett. **97**, 171805 (2006).
- [2] S. W. Lin *et al.* (Belle Collaboration), Phys. Rev. Lett. **98**, 181804 (2007).
- [3] A. Drutskoy *et al.* (Belle Collaboration), Phys. Lett. B **542**, 171 (2002).
- [4] P. Krokovny *et al.* (Belle Collaboration), Phys. Rev. Lett. **89**, 231804 (2002).
- [5] B. Aubert *et al.* (BABAR Collaboration), Phys. Rev. Lett. **98**, 081801 (2007).
- [6] A. Garmash *et al.* (Belle Collaboration), Phys. Rev. D **71**, 092003 (2005).
- [7] B. Aubert *et al.* (BABAR Collaboration), Phys. Rev. D **74**, 032003 (2006).
- [8] B. Aubert *et al.* (BABAR Collaboration), Phys. Rev. Lett. **99**, 161802 (2007).
- [9] P. Minkowski and W. Ochs, Eur. Phys. J. C **39**, 71 (2005).
- [10] A. Furman, R. Kaminski, L. Lesniak, and B. Loiseau, Phys. Lett. B **622**, 207 (2005).
- [11] H. Y. Cheng, C. K. Chua, and K. C. Yang, Phys. Rev. D **73**, 014017 (2006).
- [12] W. Wang, Y. L. Shen, Y. Li, and C. D. Lu, Phys. Rev. D **74**, 114010 (2006).
- [13] H. Y. Cheng, C. K. Chua, and A. Soni, Phys. Rev. D **76**, 094006 (2007).
- [14] E. Klempt and A. Zaitsev, arXiv:0708.4016.
- [15] B. Aubert *et al.* (BABAR Collaboration), Phys. Rev. Lett. **91**, 051801 (2003).
- [16] B. Aubert *et al.* (BABAR Collaboration), Phys. Rev. D **74**, 011102 (2006).
- [17] B. Aubert *et al.* (BABAR Collaboration), Phys. Rev. D **76**, 071103 (2007).
- [18] Y. Grossman, Z. Ligeti, Y. Nir, and H. Quinn, Phys. Rev. D **68**, 015004 (2003); G. Engelhard, Y. Nir, and G. Raz, Phys. Rev. D **72**, 075013 (2005); G. Engelhard and G. Raz, Phys. Rev. D **72**, 114017 (2005).
- [19] C. W. Chiang, M. Gronau, Z. Luo, J. L. Rosner, and D. A. Suprun, Phys. Rev. D **69**, 034001 (2004).
- [20] D. S. Du, H. J. Gong, J. F. Sun, D. S. Yang, and G. H. Zhu, Phys. Rev. D **65**, 094025 (2002); **66**, 079904(E) (2002).
- [21] M. Beneke and M. Neubert, Nucl. Phys. B **675**, 333 (2003).
- [22] S. Bar-Shalom, G. Eilam, and Y. D. Yang, Phys. Rev. D **67**, 014007 (2003).
- [23] A. K. Giri and R. Mohanta, Phys. Lett. B **594**, 196 (2004).
- [24] L. Guo, Q. G. Xu, and Z. J. Xiao, Phys. Rev. D **75**, 014019 (2007).
- [25] A. Ali, G. Kramer, and C. D. Lu, Phys. Rev. D **58**, 094009 (1998).
- [26] R. Fleischer and S. Recksiegel, Phys. Rev. D **71**, 051501 (2005).
- [27] Inclusion of the charge conjugate mode is implied except where explicitly stated otherwise.
- [28] PEP-II Conceptual Design Report, SLAC Report No. SLAC-R-418 (1993).
- [29] B. Aubert *et al.* (BABAR Collaboration), Phys. Rev. D **67**, 032002 (2003).
- [30] B. Aubert *et al.* (BABAR Collaboration), Nucl. Instrum. Methods Phys. Res., Sect. A **479**, 1 (2002).
- [31] A. Höcker *et al.*, arXiv:physics/0703039.
- [32] B. Aubert *et al.* (BABAR Collaboration), Phys. Rev. Lett. **89**, 201802 (2002).
- [33] W. M. Yao *et al.* (Particle Data Group), J. Phys. G **33**, 1 (2006).
- [34] E. Barberio *et al.* [Heavy Flavor Averaging Group (HFAG)], arXiv:0704.3575. Online update at <http://www.slac.stanford.edu/xorg/hfag>.
- [35] M. J. Oreglia, Ph.D. Thesis, [SLAC Report No. SLAC-236, 1980, Appendix D]; J. E. Gaiser, Ph.D. Thesis, [SLAC Report No. SLAC-255, 1982, Appendix F]; T. Skwarnicki, Ph.D. Thesis, [DESY Report No. F31-86-02, 1986, Appendix E].
- [36] H. Albrecht *et al.* (ARGUS Collaboration), Phys. Lett. B **241**, 278 (1990).
- [37] M. Pivk and F. R. Le Diberder, Nucl. Instrum. Methods Phys. Res., Sect. A **555**, 356 (2005).
- [38] B. Aubert *et al.* (BABAR Collaboration), Phys. Rev. D **72**, 072003 (2005); **74**, 099903(E) (2006).