

Study of $B^0 \rightarrow \pi^0\pi^0$, $B^\pm \rightarrow \pi^\pm\pi^0$, and $B^\pm \rightarrow K^\pm\pi^0$ Decays, and Isospin Analysis of $B \rightarrow \pi\pi$ Decays

B. Aubert,¹ M. Bona,¹ D. Boutigny,¹ Y. Karyotakis,¹ J. P. Lees,¹ V. Poireau,¹ X. Prudent,¹ V. Tisserand,¹ A. Zghiche,¹ J. Garra Tico,² E. Grauges,² L. Lopez,³ A. Palano,³ M. Pappagallo,³ G. Eigen,⁴ B. Stugu,⁴ L. Sun,⁴ G. S. Abrams,⁵ M. Battaglia,⁵ D. N. Brown,⁵ J. Button-Shafer,⁵ R. N. Cahn,⁵ Y. Groysman,⁵ R. G. Jacobsen,⁵ J. A. Kadyk,⁵ L. T. Kerth,⁵ Yu. G. Kolomensky,⁵ G. Kukartsev,⁵ D. Lopes Pegna,⁵ G. Lynch,⁵ L. M. Mir,⁵ T. J. Orimoto,⁵ I. L. Osipenkov,⁵ M. T. Ronan,^{5,*} K. Tackmann,⁵ T. Tanabe,⁵ W. A. Wenzel,⁵ P. del Amo Sanchez,⁶ C. M. Hawkes,⁶ A. T. Watson,⁶ T. Held,⁷ H. Koch,⁷ M. Pelizaeus,⁷ T. Schroeder,⁷ M. Steinke,⁷ D. Walker,⁸ D. J. Asgeirsson,⁹ T. Cuhadar-Donszelmann,⁹ B. G. Fulsom,⁹ C. Hearty,⁹ T. S. Mattison,⁹ J. A. McKenna,⁹ A. Khan,¹⁰ M. Saleem,¹⁰ L. Teodorescu,¹⁰ V. E. Blinov,¹¹ A. D. Bukin,¹¹ V. P. Druzhinin,¹¹ V. B. Golubev,¹¹ A. P. Onuchin,¹¹ S. I. Serednyakov,¹¹ Yu. I. Skovpen,¹¹ E. P. Solodov,¹¹ K. Yu. Todyshev,¹¹ M. Bondioli,¹² S. Curry,¹² I. Eschrich,¹² D. Kirkby,¹² A. J. Lankford,¹² P. Lund,¹² M. Mandelkern,¹² E. C. Martin,¹² D. P. Stoker,¹² S. Abachi,¹³ C. Buchanan,¹³ S. D. Foulkes,¹⁴ J. W. Gary,¹⁴ F. Liu,¹⁴ O. Long,¹⁴ B. C. Shen,¹⁴ L. Zhang,¹⁴ H. P. Paar,¹⁵ S. Rahatlou,¹⁵ V. Sharma,¹⁵ J. W. Berryhill,¹⁶ C. Campagnari,¹⁶ A. Cunha,¹⁶ B. Dahmes,¹⁶ T. M. Hong,¹⁶ D. Kovalskyi,¹⁶ J. D. Richman,¹⁶ T. W. Beck,¹⁷ A. M. Eisner,¹⁷ C. J. Flacco,¹⁷ C. A. Heusch,¹⁷ J. Kroseberg,¹⁷ W. S. Lockman,¹⁷ T. Schalk,¹⁷ B. A. Schumm,¹⁷ A. Seiden,¹⁷ M. G. Wilson,¹⁷ L. O. Winstrom,¹⁷ E. Chen,¹⁸ C. H. Cheng,¹⁸ F. Fang,¹⁸ D. G. Hitlin,¹⁸ I. Narsky,¹⁸ T. Piatenko,¹⁸ F. C. Porter,¹⁸ R. Andreassen,¹⁹ G. Mancinelli,¹⁹ B. T. Meadows,¹⁹ K. Mishra,¹⁹ M. D. Sokoloff,¹⁹ F. Blanc,²⁰ P. C. Bloom,²⁰ S. Chen,²⁰ W. T. Ford,²⁰ J. F. Hirschauer,²⁰ A. Kreisel,²⁰ M. Nagel,²⁰ U. Nauenberg,²⁰ A. Olivas,²⁰ J. G. Smith,²⁰ K. A. Ulmer,²⁰ S. R. Wagner,²⁰ J. Zhang,²⁰ A. M. Gabareen,²¹ A. Soffer,^{21,†} W. H. Toki,²¹ R. J. Wilson,²¹ F. Winklmeier,²¹ D. D. Altenburg,²² E. Feltresi,²² A. Hauke,²² H. Jasper,²² J. Merkel,²² A. Petzold,²² B. Spaan,²² K. Wacker,²² V. Klose,²³ M. J. Kobel,²³ H. M. Lacker,²³ W. F. Mader,²³ R. Nogowski,²³ J. Schubert,²³ K. R. Schubert,²³ R. Schwierz,²³ J. E. Sundermann,²³ A. Volk,²³ D. Bernard,²⁴ G. R. Bonneaud,²⁴ E. Latour,²⁴ V. Lombardo,²⁴ Ch. Thiebaut,²⁴ M. Verderi,²⁴ P. J. Clark,²⁵ W. Gradl,²⁵ F. Muheim,²⁵ S. Playfer,²⁵ A. I. Robertson,²⁵ J. E. Watson,²⁵ Y. Xie,²⁵ M. Andreotti,²⁶ D. Bettoni,²⁶ C. Bozzi,²⁶ R. Calabrese,²⁶ A. Cecchi,²⁶ G. Cibinetto,²⁶ P. Franchini,²⁶ E. Luppi,²⁶ M. Negrini,²⁶ A. Petrella,²⁶ L. Piemontese,²⁶ E. Prencipe,²⁶ V. Santoro,²⁶ F. Anulli,²⁷ R. Baldini-Ferrolì,²⁷ A. Calcaterra,²⁷ R. de Sangro,²⁷ G. Finocchiaro,²⁷ S. Pacetti,²⁷ P. Patteri,²⁷ I. M. Peruzzi,^{27,‡} M. Piccolo,²⁷ M. Rama,²⁷ A. Zallo,²⁷ A. Buzzo,²⁸ R. Contri,²⁸ M. Lo Vetere,²⁸ M. M. Macri,²⁸ M. R. Monge,²⁸ S. Passaggio,²⁸ C. Patrignani,²⁸ E. Robutti,²⁸ A. Santroni,²⁸ S. Tosi,²⁸ K. S. Chaisanguanthum,²⁹ M. Morii,²⁹ J. Wu,²⁹ R. S. Dubitzky,³⁰ J. Marks,³⁰ S. Schenk,³⁰ U. Uwer,³⁰ D. J. Bard,³¹ P. D. Dauncey,³¹ R. L. Flack,³¹ J. A. Nash,³¹ W. Panduro Vazquez,³¹ M. Tibbetts,³¹ P. K. Behera,³² X. Chai,³² M. J. Charles,³² U. Mallik,³² V. Ziegler,³² J. Cochran,³³ H. B. Crawley,³³ L. Dong,³³ V. Eyges,³³ W. T. Meyer,³³ S. Prell,³³ E. I. Rosenberg,³³ A. E. Rubin,³³ Y. Y. Gao,³⁴ A. V. Gritsan,³⁴ Z. J. Guo,³⁴ C. K. Lae,³⁴ A. G. Denig,³⁵ M. Fritsch,³⁵ G. Schott,³⁵ N. Arnaud,³⁶ J. Béquilleux,³⁶ A. D'Orazio,³⁶ M. Davier,³⁶ G. Grosdidier,³⁶ A. Höcker,³⁶ V. Lepeltier,³⁶ F. Le Diberder,³⁶ A. M. Lutz,³⁶ S. Pruvot,³⁶ S. Rodier,³⁶ P. Roudeau,³⁶ M. H. Schune,³⁶ J. Serrano,³⁶ V. Sordini,³⁶ A. Stocchi,³⁶ W. F. Wang,³⁶ G. Wormser,³⁶ D. J. Lange,³⁷ D. M. Wright,³⁷ I. Bingham,³⁸ C. A. Chavez,³⁸ I. J. Forster,³⁸ J. R. Fry,³⁸ E. Gabathuler,³⁸ R. Gamet,³⁸ D. E. Hutchcroft,³⁸ D. J. Payne,³⁸ K. C. Schofield,³⁸ C. Touramanis,³⁸ A. J. Bevan,³⁹ K. A. George,³⁹ F. Di Lodovico,³⁹ W. Menges,³⁹ R. Sacco,³⁹ G. Cowan,⁴⁰ H. U. Flaecher,⁴⁰ D. A. Hopkins,⁴⁰ S. Paramesvaran,⁴⁰ F. Salvatore,⁴⁰ A. C. Wren,⁴⁰ D. N. Brown,⁴¹ C. L. Davis,⁴¹ J. Allison,⁴² N. R. Barlow,⁴² R. J. Barlow,⁴² Y. M. Chia,⁴² C. L. Edgar,⁴² G. D. Lafferty,⁴² T. J. West,⁴² J. I. Yi,⁴² J. Anderson,⁴³ C. Chen,⁴³ A. Jawahery,⁴³ D. A. Roberts,⁴³ G. Simi,⁴³ J. M. Tuggle,⁴³ G. Blaylock,⁴⁴ C. Dallapiccola,⁴⁴ S. S. Hertzbach,⁴⁴ X. Li,⁴⁴ T. B. Moore,⁴⁴ E. Salvati,⁴⁴ S. Saremi,⁴⁴ R. Cowan,⁴⁵ D. Dujmic,⁴⁵ P. H. Fisher,⁴⁵ K. Koeneke,⁴⁵ G. Sciolla,⁴⁵ S. J. Sekula,⁴⁵ M. Spitznagel,⁴⁵ F. Taylor,⁴⁵ R. K. Yamamoto,⁴⁵ M. Zhao,⁴⁵ Y. Zheng,⁴⁵ S. E. Mclachlin,^{46,*} P. M. Patel,⁴⁶ S. H. Robertson,⁴⁶ A. Lazzaro,⁴⁷ F. Palombo,⁴⁷ J. M. Bauer,⁴⁸ L. Cremaldi,⁴⁸ V. Eschenburg,⁴⁸ R. Godang,⁴⁸ R. Kroeger,⁴⁸ D. A. Sanders,⁴⁸ D. J. Summers,⁴⁸ H. W. Zhao,⁴⁸ S. Brunet,⁴⁹ D. Côté,⁴⁹ M. Simard,⁴⁹ P. Taras,⁴⁹ F. B. Viaud,⁴⁹ H. Nicholson,⁵⁰ G. De Nardo,⁵¹ F. Fabozzi,^{51,§} L. Lista,⁵¹ D. Monorchio,⁵¹ C. Sciacca,⁵¹ M. A. Baak,⁵² G. Raven,⁵²

Submitted to Physical Review D

H. L. Snoek,⁵² C. P. Jessop,⁵³ K. J. Knoepfel,⁵³ J. M. LoSecco,⁵³ G. Benelli,⁵⁴ L. A. Corwin,⁵⁴ K. Honscheid,⁵⁴ H. Kagan,⁵⁴ R. Kass,⁵⁴ J. P. Morris,⁵⁴ A. M. Rahimi,⁵⁴ J. J. Regensburger,⁵⁴ Q. K. Wong,⁵⁴ N. L. Blount,⁵⁵ J. Brau,⁵⁵ R. Frey,⁵⁵ O. Igonkina,⁵⁵ J. A. Kolb,⁵⁵ M. Lu,⁵⁵ R. Rahmat,⁵⁵ N. B. Sinev,⁵⁵ D. Strom,⁵⁵ J. Strube,⁵⁵ E. Torrence,⁵⁵ N. Gagliardi,⁵⁶ A. Gaz,⁵⁶ M. Margoni,⁵⁶ M. Morandin,⁵⁶ A. Pompili,⁵⁶ M. Posocco,⁵⁶ M. Rotondo,⁵⁶ F. Simonetto,⁵⁶ R. Stroili,⁵⁶ C. Voci,⁵⁶ E. Ben-Haim,⁵⁷ H. Briand,⁵⁷ G. Calderini,⁵⁷ J. Chauveau,⁵⁷ P. David,⁵⁷ L. Del Buono,⁵⁷ Ch. de la Vaissière,⁵⁷ O. Hamon,⁵⁷ Ph. Leruste,⁵⁷ J. Malclès,⁵⁷ J. Ocariz,⁵⁷ A. Perez,⁵⁷ J. Prendki,⁵⁷ L. Gladney,⁵⁸ M. Biasini,⁵⁹ R. Covarelli,⁵⁹ E. Manoni,⁵⁹ C. Angelini,⁶⁰ G. Batignani,⁶⁰ S. Bettarini,⁶⁰ M. Carpinelli,⁶⁰ R. Cenci,⁶⁰ A. Cervelli,⁶⁰ F. Forti,⁶⁰ M. A. Giorgi,⁶⁰ A. Lusiani,⁶⁰ G. Marchiori,⁶⁰ M. A. Mazur,⁶⁰ M. Morganti,⁶⁰ N. Neri,⁶⁰ E. Paoloni,⁶⁰ G. Rizzo,⁶⁰ J. J. Walsh,⁶⁰ M. Haire,⁶¹ J. Biesiada,⁶² P. Elmer,⁶² Y. P. Lau,⁶² C. Lu,⁶² J. Olsen,⁶² A. J. S. Smith,⁶² A. V. Telnov,⁶² E. Baracchini,⁶³ F. Bellini,⁶³ G. Cavoto,⁶³ D. del Re,⁶³ E. Di Marco,⁶³ R. Faccini,⁶³ F. Ferrarotto,⁶³ F. Ferroni,⁶³ M. Gaspero,⁶³ P. D. Jackson,⁶³ L. Li Gioi,⁶³ M. A. Mazzoni,⁶³ S. Morganti,⁶³ G. Piredda,⁶³ F. Polci,⁶³ F. Renga,⁶³ C. Voena,⁶³ M. Ebert,⁶⁴ T. Hartmann,⁶⁴ H. Schröder,⁶⁴ R. Waldi,⁶⁴ T. Adye,⁶⁵ G. Castelli,⁶⁵ B. Franek,⁶⁵ E. O. Olaiya,⁶⁵ S. Ricciardi,⁶⁵ W. Roethel,⁶⁵ F. F. Wilson,⁶⁵ S. Emery,⁶⁶ M. Escalier,⁶⁶ A. Gaidot,⁶⁶ S. F. Ganzhur,⁶⁶ G. Hamel de Monchenault,⁶⁶ W. Kozanecki,⁶⁶ G. Vasseur,⁶⁶ Ch. Yèche,⁶⁶ M. Zito,⁶⁶ X. R. Chen,⁶⁷ H. Liu,⁶⁷ W. Park,⁶⁷ M. V. Purohit,⁶⁷ J. R. Wilson,⁶⁷ M. T. Allen,⁶⁸ D. Aston,⁶⁸ R. Bartoldus,⁶⁸ P. Bechtel,⁶⁸ N. Berger,⁶⁸ R. Claus,⁶⁸ J. P. Coleman,⁶⁸ M. R. Convery,⁶⁸ J. C. Dingfelder,⁶⁸ J. Dorfan,⁶⁸ G. P. Dubois-Felsmann,⁶⁸ W. Dunwoodie,⁶⁸ R. C. Field,⁶⁸ T. Glanzman,⁶⁸ S. J. Gowdy,⁶⁸ M. T. Graham,⁶⁸ P. Grenier,⁶⁸ C. Hast,⁶⁸ T. Hryn'ova,⁶⁸ W. R. Innes,⁶⁸ J. Kaminski,⁶⁸ M. H. Kelsey,⁶⁸ H. Kim,⁶⁸ P. Kim,⁶⁸ M. L. Kocian,⁶⁸ D. W. G. S. Leith,⁶⁸ S. Li,⁶⁸ S. Luitz,⁶⁸ V. Luth,⁶⁸ H. L. Lynch,⁶⁸ D. B. MacFarlane,⁶⁸ H. Marsiske,⁶⁸ R. Messner,⁶⁸ D. R. Muller,⁶⁸ C. P. O'Grady,⁶⁸ I. Ofte,⁶⁸ A. Perazzo,⁶⁸ M. Perl,⁶⁸ T. Pulliam,⁶⁸ B. N. Ratcliff,⁶⁸ A. Roodman,⁶⁸ A. A. Salnikov,⁶⁸ R. H. Schindler,⁶⁸ J. Schwiening,⁶⁸ A. Snyder,⁶⁸ J. Stelzer,⁶⁸ D. Su,⁶⁸ M. K. Sullivan,⁶⁸ K. Suzuki,⁶⁸ S. K. Swain,⁶⁸ J. M. Thompson,⁶⁸ J. Va'vra,⁶⁸ N. van Bakel,⁶⁸ A. P. Wagner,⁶⁸ M. Weaver,⁶⁸ W. J. Wisniewski,⁶⁸ M. Wittgen,⁶⁸ D. H. Wright,⁶⁸ A. K. Yarritu,⁶⁸ K. Yi,⁶⁸ C. C. Young,⁶⁸ P. R. Burchat,⁶⁹ A. J. Edwards,⁶⁹ S. A. Majewski,⁶⁹ B. A. Petersen,⁶⁹ L. Wilden,⁶⁹ S. Ahmed,⁷⁰ M. S. Alam,⁷⁰ R. Bula,⁷⁰ J. A. Ernst,⁷⁰ V. Jain,⁷⁰ B. Pan,⁷⁰ M. A. Saeed,⁷⁰ F. R. Wappler,⁷⁰ S. B. Zain,⁷⁰ M. Krishnamurthy,⁷¹ S. M. Spanier,⁷¹ R. Eckmann,⁷² J. L. Ritchie,⁷² A. M. Ruland,⁷² C. J. Schilling,⁷² R. F. Schwitters,⁷² J. M. Izen,⁷³ X. C. Lou,⁷³ S. Ye,⁷³ F. Bianchi,⁷⁴ F. Gallo,⁷⁴ D. Gamba,⁷⁴ M. Pelliccioni,⁷⁴ M. Bomben,⁷⁵ L. Bosisio,⁷⁵ C. Cartaro,⁷⁵ F. Cossutti,⁷⁵ G. Della Ricca,⁷⁵ L. Lancieri,⁷⁵ L. Vitale,⁷⁵ V. Azzolini,⁷⁶ N. Lopez-March,⁷⁶ F. Martinez-Vidal,⁷⁶ ¶ D. A. Milanes,⁷⁶ A. Oyanguren,⁷⁶ J. Albert,⁷⁷ Sw. Banerjee,⁷⁷ B. Bhuyan,⁷⁷ K. Hamano,⁷⁷ R. Kowalewski,⁷⁷ I. M. Nugent,⁷⁷ J. M. Roney,⁷⁷ R. J. Sobie,⁷⁷ P. F. Harrison,⁷⁸ J. Ilic,⁷⁸ T. E. Latham,⁷⁸ G. B. Mohanty,⁷⁸ H. R. Band,⁷⁹ X. Chen,⁷⁹ S. Dasu,⁷⁹ K. T. Flood,⁷⁹ J. J. Hollar,⁷⁹ P. E. Kutter,⁷⁹ Y. Pan,⁷⁹ M. Pierini,⁷⁹ R. Prepost,⁷⁹ S. L. Wu,⁷⁹ and H. Neal⁸⁰

(The BABAR Collaboration)

¹Laboratoire de Physique des Particules, IN2P3/CNRS et Université de Savoie, F-74941 Annecy-Le-Vieux, France

²Universitat de Barcelona, Facultat de Física, Departament ECM, E-08028 Barcelona, Spain

³Università di Bari, Dipartimento di Fisica and INFN, I-70126 Bari, Italy

⁴University of Bergen, Institute of Physics, N-5007 Bergen, Norway

⁵Lawrence Berkeley National Laboratory and University of California, Berkeley, California 94720, USA

⁶University of Birmingham, Birmingham, B15 2TT, United Kingdom

⁷Ruhr Universität Bochum, Institut für Experimentalphysik 1, D-44780 Bochum, Germany

⁸University of Bristol, Bristol BS8 1TL, United Kingdom

⁹University of British Columbia, Vancouver, British Columbia, Canada V6T 1Z1

¹⁰Brunel University, Uxbridge, Middlesex UB8 3PH, United Kingdom

¹¹Budker Institute of Nuclear Physics, Novosibirsk 630090, Russia

¹²University of California at Irvine, Irvine, California 92697, USA

¹³University of California at Los Angeles, Los Angeles, California 90024, USA

¹⁴University of California at Riverside, Riverside, California 92521, USA

¹⁵University of California at San Diego, La Jolla, California 92093, USA

¹⁶University of California at Santa Barbara, Santa Barbara, California 93106, USA

¹⁷University of California at Santa Cruz, Institute for Particle Physics, Santa Cruz, California 95064, USA

¹⁸California Institute of Technology, Pasadena, California 91125, USA

¹⁹University of Cincinnati, Cincinnati, Ohio 45221, USA

²⁰University of Colorado, Boulder, Colorado 80309, USA

²¹Colorado State University, Fort Collins, Colorado 80523, USA

²²Universität Dortmund, Institut für Physik, D-44221 Dortmund, Germany

- ²³Technische Universität Dresden, Institut für Kern- und Teilchenphysik, D-01062 Dresden, Germany
- ²⁴Laboratoire Leprince-Ringuet, CNRS/IN2P3, Ecole Polytechnique, F-91128 Palaiseau, France
- ²⁵University of Edinburgh, Edinburgh EH9 3JZ, United Kingdom
- ²⁶Università di Ferrara, Dipartimento di Fisica and INFN, I-44100 Ferrara, Italy
- ²⁷Laboratori Nazionali di Frascati dell'INFN, I-00044 Frascati, Italy
- ²⁸Università di Genova, Dipartimento di Fisica and INFN, I-16146 Genova, Italy
- ²⁹Harvard University, Cambridge, Massachusetts 02138, USA
- ³⁰Universität Heidelberg, Physikalisches Institut, Philosophenweg 12, D-69120 Heidelberg, Germany
- ³¹Imperial College London, London, SW7 2AZ, United Kingdom
- ³²University of Iowa, Iowa City, Iowa 52242, USA
- ³³Iowa State University, Ames, Iowa 50011-3160, USA
- ³⁴Johns Hopkins University, Baltimore, Maryland 21218, USA
- ³⁵Universität Karlsruhe, Institut für Experimentelle Kernphysik, D-76021 Karlsruhe, Germany
- ³⁶Laboratoire de l'Accélérateur Linéaire, IN2P3/CNRS et Université Paris-Sud 11, Centre Scientifique d'Orsay, B. P. 34, F-91898 ORSAY Cedex, France
- ³⁷Lawrence Livermore National Laboratory, Livermore, California 94550, USA
- ³⁸University of Liverpool, Liverpool L69 7ZE, United Kingdom
- ³⁹Queen Mary, University of London, E1 4NS, United Kingdom
- ⁴⁰University of London, Royal Holloway and Bedford New College, Egham, Surrey TW20 0EX, United Kingdom
- ⁴¹University of Louisville, Louisville, Kentucky 40292, USA
- ⁴²University of Manchester, Manchester M13 9PL, United Kingdom
- ⁴³University of Maryland, College Park, Maryland 20742, USA
- ⁴⁴University of Massachusetts, Amherst, Massachusetts 01003, USA
- ⁴⁵Massachusetts Institute of Technology, Laboratory for Nuclear Science, Cambridge, Massachusetts 02139, USA
- ⁴⁶McGill University, Montréal, Québec, Canada H3A 2T8
- ⁴⁷Università di Milano, Dipartimento di Fisica and INFN, I-20133 Milano, Italy
- ⁴⁸University of Mississippi, University, Mississippi 38677, USA
- ⁴⁹Université de Montréal, Physique des Particules, Montréal, Québec, Canada H3C 3J7
- ⁵⁰Mount Holyoke College, South Hadley, Massachusetts 01075, USA
- ⁵¹Università di Napoli Federico II, Dipartimento di Scienze Fisiche and INFN, I-80126, Napoli, Italy
- ⁵²NIKHEF, National Institute for Nuclear Physics and High Energy Physics, NL-1009 DB Amsterdam, The Netherlands
- ⁵³University of Notre Dame, Notre Dame, Indiana 46556, USA
- ⁵⁴Ohio State University, Columbus, Ohio 43210, USA
- ⁵⁵University of Oregon, Eugene, Oregon 97403, USA
- ⁵⁶Università di Padova, Dipartimento di Fisica and INFN, I-35131 Padova, Italy
- ⁵⁷Laboratoire de Physique Nucléaire et de Hautes Energies, IN2P3/CNRS, Université Pierre et Marie Curie-Paris6, Université Denis Diderot-Paris7, F-75252 Paris, France
- ⁵⁸University of Pennsylvania, Philadelphia, Pennsylvania 19104, USA
- ⁵⁹Università di Perugia, Dipartimento di Fisica and INFN, I-06100 Perugia, Italy
- ⁶⁰Università di Pisa, Dipartimento di Fisica, Scuola Normale Superiore and INFN, I-56127 Pisa, Italy
- ⁶¹Prairie View A&M University, Prairie View, Texas 77446, USA
- ⁶²Princeton University, Princeton, New Jersey 08544, USA
- ⁶³Università di Roma La Sapienza, Dipartimento di Fisica and INFN, I-00185 Roma, Italy
- ⁶⁴Universität Rostock, D-18051 Rostock, Germany
- ⁶⁵Rutherford Appleton Laboratory, Chilton, Didcot, Oxon, OX11 0QX, United Kingdom
- ⁶⁶DSM/Dapnia, CEA/Saclay, F-91191 Gif-sur-Yvette, France
- ⁶⁷University of South Carolina, Columbia, South Carolina 29208, USA
- ⁶⁸Stanford Linear Accelerator Center, Stanford, California 94309, USA
- ⁶⁹Stanford University, Stanford, California 94305-4060, USA
- ⁷⁰State University of New York, Albany, New York 12222, USA
- ⁷¹University of Tennessee, Knoxville, Tennessee 37996, USA
- ⁷²University of Texas at Austin, Austin, Texas 78712, USA
- ⁷³University of Texas at Dallas, Richardson, Texas 75083, USA
- ⁷⁴Università di Torino, Dipartimento di Fisica Sperimentale and INFN, I-10125 Torino, Italy
- ⁷⁵Università di Trieste, Dipartimento di Fisica and INFN, I-34127 Trieste, Italy
- ⁷⁶IFIC, Universitat de Valencia-CSIC, E-46071 Valencia, Spain
- ⁷⁷University of Victoria, Victoria, British Columbia, Canada V8W 3P6
- ⁷⁸Department of Physics, University of Warwick, Coventry CV4 7AL, United Kingdom
- ⁷⁹University of Wisconsin, Madison, Wisconsin 53706, USA
- ⁸⁰Yale University, New Haven, Connecticut 06511, USA

(Dated: July 19, 2007)

We present updated measurements of the branching fractions and CP asymmetries for $B^0 \rightarrow \pi^0\pi^0$, $B^\pm \rightarrow \pi^\pm\pi^0$, and $B^\pm \rightarrow K^\pm\pi^0$. Based on a sample of $383 \times 10^6 \Upsilon(4S) \rightarrow B\bar{B}$ decays collected by the *BABAR* detector at the PEP-II asymmetric-energy B factory at SLAC, we measure $\mathcal{B}(B^0 \rightarrow \pi^0\pi^0) = (1.47 \pm 0.25 \pm 0.12) \times 10^{-6}$, $\mathcal{B}(B^\pm \rightarrow \pi^\pm\pi^0) = (5.02 \pm 0.46 \pm 0.29) \times 10^{-6}$, and $\mathcal{B}(B^\pm \rightarrow K^\pm\pi^0) = (13.6 \pm 0.6 \pm 0.7) \times 10^{-6}$. We also measure the CP asymmetries $\mathcal{C}_{\pi^0\pi^0} = -0.49 \pm 0.35 \pm 0.05$, $\mathcal{A}_{\pi^\pm\pi^0} = 0.03 \pm 0.08 \pm 0.01$, and $\mathcal{A}_{K^\pm\pi^0} = 0.030 \pm 0.039 \pm 0.010$. Finally, we present bounds on the CKM angle α using isospin relations.

PACS numbers: 13.25.Hw, 12.15.Hh, 11.30.Er

In the Standard Model (SM) of particle physics, the charged-current couplings of the quark sector are described by the Cabibbo-Kobayashi-Maskawa (CKM) matrix elements $V_{qq'}$ [1]. The consistency of multiple measurements of the sides and angles of the CKM Unitarity Triangle provides a stringent test of the SM, and also provides constraints on non-SM physics. The CKM angle $\alpha \equiv \arg[-(V_{td}V_{tb}^*)/(V_{ud}V_{ub}^*)]$ can be measured from the interference between $b \rightarrow u$ quark decays with and without $B^0 \leftrightarrow \bar{B}^0$ mixing. In the limit of one (tree) amplitude, $\sin 2\alpha$ can be extracted from the CP asymmetries in $B^0 \rightarrow \pi^+\pi^-$ decays [2]. However, the size of the branching fraction of $B^0 \rightarrow \pi^0\pi^0$, relative to $B^\pm \rightarrow \pi^\pm\pi^0$ and $B^0 \rightarrow \pi^+\pi^-$, indicates that there is another significant (penguin) amplitude, with a different CP -violating (weak) phase, contributing to the decay. The deviation of the asymmetry obtained from $B \rightarrow \pi\pi$ decays, $\sin 2\alpha_{\text{eff}}$, from $\sin 2\alpha$ can be measured using the isospin-related decays $B^\pm \rightarrow \pi^\pm\pi^0$ and $B^0 \rightarrow \pi^0\pi^0$ [3, 4, 5]. In the SM, the charge asymmetry is expected to be very small in the decay $B^\pm \rightarrow \pi^\pm\pi^0$ since penguin diagrams cannot contribute to the $I = 2$ final state. However, a non-zero time-integrated CP asymmetry in the decay $B^0 \rightarrow \pi^0\pi^0$ is expected if penguin and tree amplitudes have different weak and CP -conserving (strong) phases.

The $B \rightarrow K\pi$ system also exhibits interesting CP -violating features, including direct CP violation in $B^0 \rightarrow K^+\pi^-$ decays [6, 7]. Sum rules derived from U-spin symmetry and parameters from the $B \rightarrow \pi\pi$ system relate the branching fraction and charge asymmetry of $B^\pm \rightarrow K^\pm\pi^0$ decays to other decays in the $K\pi$ system [8, 9]. The CP asymmetry in $B^\pm \rightarrow K^\pm\pi^0$ is expected to have the same sign and roughly the same magnitude as the CP asymmetry in $B^0 \rightarrow K^+\pi^-$ in the absence of color-suppressed tree and electroweak-penguin amplitudes.

Based on a sample of $383 \times 10^6 \Upsilon(4S) \rightarrow B\bar{B}$ decays, we report updated measurements of the branching fraction for $B^0 \rightarrow \pi^0\pi^0$ and the time-integrated CP asymmetry, $\mathcal{C}_{\pi^0\pi^0}$, defined as

$$\mathcal{C}_{\pi^0\pi^0} \equiv \frac{|A_{00}|^2 - |\bar{A}_{00}|^2}{|A_{00}|^2 + |\bar{A}_{00}|^2} \quad (1)$$

where $A_{00}(\bar{A}_{00})$ is the $B^0(\bar{B}^0) \rightarrow \pi^0\pi^0$ decay amplitude. We also measure the branching fractions for $B^\pm \rightarrow h^\pm\pi^0$ ($h^\pm = \pi^\pm, K^\pm$) and the corresponding charge asymme-

tries

$$\mathcal{A}_{h^\pm\pi^0} \equiv \frac{N_{\pi^-\pi^0} - N_{\pi^+\pi^0}}{N_{\pi^-\pi^0} + N_{\pi^+\pi^0}} \quad (2)$$

where $A_{\pm 0}(\bar{A}_{\pm 0})$ is the B^+ (B^-) decay amplitude.

The *BABAR* detector is described in Ref. [10]. Charged particle momenta are measured with a tracking system consisting of a five-layer silicon vertex tracker (SVT) and a 40-layer drift chamber (DCH) surrounded by a 1.5-T solenoidal magnet. An electromagnetic calorimeter (EMC) comprising 6580 CsI(Tl) crystals is used to measure photon energies and positions. The photon energy resolution in the EMC is $\sigma_E/E = \{2.3(\text{GeV})^{1/4}/E^{1/4} \oplus 1.9\} \%$, and the angular resolution from the interaction point is $\sigma_\theta = 3.9^\circ/\sqrt{E/\text{GeV}}$. Charged hadrons are identified with a detector of internally reflected Cherenkov light (DIRC) and ionization measurements in the tracking detectors. The average K - π separation in the DIRC varies from 12σ at a laboratory momentum of 1.5 GeV/ c to 2σ at 4.5 GeV/ c .

For the reconstruction of $B^\pm \rightarrow h^\pm\pi^0$ events, we require the track from the B candidate to have at least 12 hits in the DCH and be associated with at least 5 photons in the DIRC. The measured Cherenkov opening angle θ_C must be within 4σ of the expectation for the pion or kaon hypothesis and θ_C must be greater than 10 mrad from the proton hypothesis. Electrons are removed from the sample by vetoing candidates based on their energy loss in the SVT and DCH and a comparison of the track momentum and deposited energy in the EMC.

While π^0 meson candidates are mostly formed from two EMC clusters, we increase our π^0 efficiency compared to Ref. [4] by $\sim 10\%$ by including π^0 candidates consisting of two overlapping photon clusters (“merged” π^0) and candidates with one photon cluster and two tracks consistent with being a photon conversion inside the detector. Photon conversions are selected from pairs of oppositely charged tracks with an invariant mass less than 30 MeV/ c^2 , a vertex that lies within the detector, and a total momentum vector that points back to the beamspot. EMC clusters are required to have energies greater than 0.03 GeV and a transverse shower shape consistent with a photon. To reduce the background from random photon combinations, the cosine of the angle between the direction of the decay photons in the center-of-mass system of the parent π^0 and the π^0 flight direction in the lab frame

must be less than 0.95. For candidates consisting of two EMC clusters or one cluster and a converted photon, the reconstructed π^0 mass is required to be between 110 and 160 MeV/ c^2 , and the candidates are then kinematically fit with their mass constrained to the π^0 mass. We distinguish merged π^0 candidates from single photons and other neutral hadrons using the second transverse moment, $S = \sum_i E_i \times (\Delta\alpha_i)^2/E$, where E_i is the energy deposited in each CsI(Tl) crystal, and $\Delta\alpha_i$ is the angle between the cluster centroid and the crystal. Because merged π^0 s are caused by two overlapping photon clusters, they have a larger S than solitary photons. We use a large sample of π^0 s from $\tau^\pm \rightarrow \rho^\pm \nu$ decays to validate that our Monte Carlo simulation (MC) accurately simulates merged π^0 s and photon conversions, as well as our overall π^0 efficiency.

We use two kinematic variables to isolate $B^0 \rightarrow \pi^0 \pi^0$ and $B^\pm \rightarrow h^\pm \pi^0$ candidates from the large background of $e^+e^- \rightarrow q\bar{q}$ ($q = u, d, s, c$) continuum events. The first is the beam-energy-substituted mass $m_{\text{ES}} = \sqrt{(s/2 + \mathbf{p}_i \cdot \mathbf{p}_B)^2/E_i^2 - \mathbf{p}_B^2}$, where \sqrt{s} is the total e^+e^- center-of-mass (CM) energy, (E_i, \mathbf{p}_i) is the four-momentum of the initial e^+e^- system, and \mathbf{p}_B is the B -candidate momentum, both measured in the laboratory frame. The second variable is $\Delta E = E_B - \sqrt{s}/2$, where E_B is the B candidate energy in the CM frame. For $B^\pm \rightarrow h^\pm \pi^0$, we require $m_{\text{ES}} > 5.22$ GeV/ c^2 and -0.11 GeV $< \Delta E < 0.15$ GeV. We define the main signal region in the $B^0 \rightarrow \pi^0 \pi^0$ analysis as $m_{\text{ES}} > 5.20$ GeV/ c^2 and $|\Delta E| < 0.20$ GeV.

To further discriminate the signal from $q\bar{q}$ backgrounds, we exploit the event topology variable θ_S : the angle in the CM frame between the sphericity axis of the B candidate's decay products and that of the remaining neutral clusters and charged tracks in the rest of the event. Since the distribution of $|\cos\theta_S|$ peaks at 1 for $q\bar{q}$ events, we require $|\cos\theta_S| < 0.8$ (0.7) for events with a $B^\pm \rightarrow h^\pm \pi^0$ ($B^0 \rightarrow \pi^0 \pi^0$) candidate. To further improve background separation, we construct a Fisher discriminant \mathcal{F} from the sums $\sum_i p_i$ and $\sum_i p_i \cos^2\theta_i$, where p_i is the CM momentum and θ_i is the angle with respect to the thrust axis of the B candidate's daughters, in the CM frame, of all tracks and clusters not used to reconstruct the B meson.

We use an extended, unbinned maximum likelihood (ML) fit to determine the number of signal events and the associated asymmetries. The probability density function (PDF) $\mathcal{P}_i(\vec{x}_j; \vec{\alpha}_i)$ for event j and signal or background hypothesis i is the product of PDFs for the variables \vec{x}_j , given the set of parameters $\vec{\alpha}_i$. The likelihood function \mathcal{L} is

$$\mathcal{L} = \exp\left(-\sum_{i=1}^M n_i\right) \prod_{j=1}^N \left[\sum_{i=1}^M n_i \mathcal{P}_i(\vec{x}_j; \vec{\alpha}_i) \right], \quad (3)$$

where N is the number of events, n_i is the PDF coefficient

for hypothesis i , and M is the total number of signal and background hypotheses.

In the $B^0 \rightarrow \pi^0 \pi^0$ fit, the variables \vec{x}_j are m_{ES} , ΔE , and \mathcal{F} . In addition to the signal and $q\bar{q}$ background, we expect background events from the charmless decays $B^\pm \rightarrow \rho^\pm \pi^0$ and $B^0 \rightarrow K_s^0 \pi^0$ ($K_s^0 \rightarrow \pi^0 \pi^0$) to contribute 61 ± 7 events in the signal region, as determined from MC, so we include an additional component in the fit to account for this $B\bar{B}$ background. For the $B^0 \rightarrow \pi^0 \pi^0$ signal and the $B\bar{B}$ background, we observe a correlation coefficient between m_{ES} and ΔE of ~ 0.2 , so a two-dimensional PDF, derived from MC simulation, is used to parameterize these distributions. The $q\bar{q}$ background PDF is described by an ARGUS threshold function [11] in m_{ES} and a polynomial in ΔE . We divide the \mathcal{F} distribution from signal MC into ten equally-populated bins, and use a parametric step function to describe the distribution for all of the signal and background hypotheses. We fix the relative size of the \mathcal{F} bins for the signal and $B\bar{B}$ background to values taken from MC. These values are verified with a sample of fully reconstructed B meson decays. Continuum \mathcal{F} parameters are free in the fit.

In order to measure the time-integrated CP asymmetry $\mathcal{C}_{\pi^0 \pi^0}$, we use the remaining tracks and clusters in a multivariate technique [12] to determine the flavor (B^0 or \bar{B}^0) of the other B meson in the event (B_{tag}). Events are assigned to one of seven mutually exclusive categories k (including untagged events with no flavor information) based on the estimated mistag probability w_k and on the source of the tagging information. The PDF coefficient for $B^0 \rightarrow \pi^0 \pi^0$ is given by

$$n_{\pi^0 \pi^0, k} = \frac{1}{2} f_k N_{\pi^0 \pi^0} \left[1 - s_j (1 - 2\chi_d) (1 - 2w_k) \mathcal{C}_{\pi^0 \pi^0} \right], \quad (4)$$

where $N_{\pi^0 \pi^0}$ is the total number of $B^0 \rightarrow \pi^0 \pi^0$ decays, $\chi_d = 0.188 \pm 0.004$ [13] is the time-integrated mixing probability, and $s_j = +1(-1)$ when the B_{tag} is a B^0 (\bar{B}^0). The fraction of events in each category, f_k , and the mistag rate are determined from a large sample of $B^0 \rightarrow D^{(*)}(n\pi)\pi$ decays.

For the $B^\pm \rightarrow h^\pm \pi^0$ fit, along with m_{ES} , ΔE , and \mathcal{F} , we include the Cherenkov angle θ_C to measure the $B^\pm \rightarrow \pi^\pm \pi^0$ and $B^\pm \rightarrow K^\pm \pi^0$ yields and asymmetries simultaneously. The difference between the expected and measured Cherenkov angle, divided by the uncertainty, is described by two Gaussian distributions. The values for m_{ES} and ΔE are calculated assuming the track is a pion, so a $B^\pm \rightarrow K^\pm \pi^0$ event will have ΔE shifted by a value dependent on the track momentum, typically -45 MeV. For the signal, the m_{ES} and ΔE distributions are modeled as Gaussian functions with low-side power-law tails. The means of these distributions and the m_{ES} width are determined in the fit, while the ΔE width is determined by MC simulation. We expect 69 ± 3 background events in the $B^\pm \rightarrow \pi^\pm \pi^0$ signal region from other B

meson decays, mainly from the same B decays as in the $B^0 \rightarrow \pi^0\pi^0$ case. For the $B^\pm \rightarrow K^\pm\pi^0$ signal region we expect 9 ± 2 events from $B \rightarrow X_s\gamma$ and $B^0 \rightarrow \rho^+K^-$. The PDFs for the $B\bar{B}$ backgrounds, the $q\bar{q}$ background, and the signal \mathcal{F} are all treated the same as in the $B^0 \rightarrow \pi^0\pi^0$ case. The PDF coefficient for $B^\pm \rightarrow h^\pm\pi^0$ is given by $n_i = \frac{1}{2}N_i(1 - q_j\mathcal{A}_i)$, where \mathcal{A}_i is the charge asymmetry, and $q_j = \pm 1$ is the charge of the B candidate.

The results from the $B^0 \rightarrow \pi^0\pi^0$ and $B^\pm \rightarrow h^\pm\pi^0$ ML fits are summarized in Table I. In a total of 17,881 events we find 154 ± 27 $B^0 \rightarrow \pi^0\pi^0$ decays and an asymmetry $\mathcal{C}_{\pi^0\pi^0} = -0.49 \pm 0.35$. For the $B^\pm \rightarrow h^\pm\pi^0$ fit, we find 627 ± 58 $B^\pm \rightarrow \pi^\pm\pi^0$ and 1364 ± 57 $B^\pm \rightarrow K^\pm\pi^0$ events in a total of 85,895 events. All of the correlations among the signal variables are less than 5%. In Fig. 1 we use the event weighting and background subtraction method described in Ref. [14] to show signal and background distributions for $B^0 \rightarrow \pi^0\pi^0$ events. Signal and background distributions for $B^\pm \rightarrow h^\pm\pi^0$ events are shown in Fig. 2 using the same method.

In order to account for a small bias in the $B^\pm \rightarrow h^\pm\pi^0$ asymmetries arising from the difference in the π^+ and π^- reconstruction efficiencies and the K^+ and K^- hadronic interaction cross-sections in the *BABAR* detector, the $B^\pm \rightarrow \pi^\pm\pi^0$ asymmetry is corrected by $+0.005 \pm 0.004$ and the $B^\pm \rightarrow K^\pm\pi^0$ asymmetry is corrected by $+0.008 \pm 0.008$. We determine the $\pi^\pm\pi^0$ bias from a study of $\tau^\pm \rightarrow \rho^\pm\nu$ decays and verify it using the continuum background in data. For the $B^\pm \rightarrow K^\pm\pi^0$ charge asymmetry bias, we use the continuum background and combine the results of the $\pi^\pm\pi^0$ asymmetry study and the $K^\pm\pi^\mp$ asymmetry study in Ref. [6]. After the bias correction we find $\mathcal{A}_{\pi^\pm\pi^0} = 0.03 \pm 0.08$ and $\mathcal{A}_{K^\pm\pi^0} = 0.030 \pm 0.039$.

We evaluate the systematic errors on the branching fractions and asymmetries either using data control samples or by varying fixed parameters and refitting. The systematic uncertainties on the branching fraction and asymmetry measurements are summarized in Tables II and III, respectively. The largest systematic errors for the $B^0 \rightarrow \pi^0\pi^0$ and $B^\pm \rightarrow h^\pm\pi^0$ branching fractions are from uncertainties in the π^0 reconstruction efficiency, signal selection efficiencies, \mathcal{F} parameters, and $B\bar{B}$ background yields. We simulate radiative effects using the PHOTOS simulation package [15] and assign a systematic error equal to the difference between PHOTOS and the scalar QED calculation in Ref. [16]. For the $B^\pm \rightarrow h^\pm\pi^0$ analysis, we also include as a systematic a small ($< 2\%$) fit bias due to correlation among fit variables. The largest systematic uncertainties in the measurement of $\mathcal{C}_{\pi^0\pi^0}$ are from the uncertainty on the B background CP content, tag-side interference, and the tagging fractions and asymmetry of B_{tag} . The major contributions to the systematic error on $\mathcal{A}_{h^\pm\pi^0}$ are from the detector charge asymmetry and the ΔE and \mathcal{F} PDF parameterization.

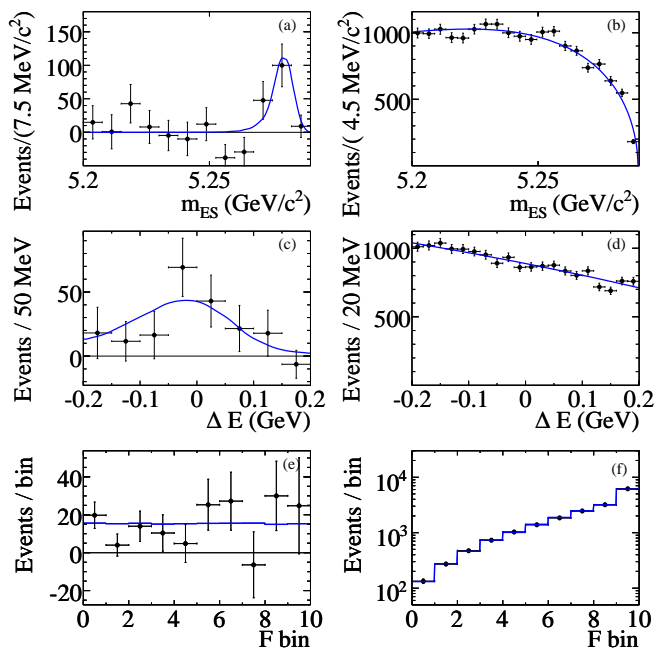


FIG. 1: Distributions made with the event weighting and background subtraction method described in Ref. [14] and PDF projections for the likelihood fit variables in the $B^0 \rightarrow \pi^0\pi^0$ fit. Shown are m_{ES} (a,b), ΔE (c,d) and \mathcal{F} (e,f) for signal (a,c,e) and continuum background (b,d,f).

We extract information on $\Delta\alpha \equiv \alpha_{\text{eff}} - \alpha$ and α using isospin relations [3] that relate the decay amplitudes of $B \rightarrow \pi\pi$ decays and measurements of the branching fraction and time-dependent CP asymmetries in the decay $B^0 \rightarrow \pi^+\pi^-$ from *BABAR* [6]. For each of the six observable quantities required to calculate α [$\mathcal{B}(B^0 \rightarrow \pi^+\pi^-)$, $\mathcal{B}(B^\pm \rightarrow \pi^\pm\pi^0)$, $\mathcal{B}(B^0 \rightarrow \pi^0\pi^0)$, $\mathcal{S}_{\pi^+\pi^-}$, $\mathcal{C}_{\pi^+\pi^-}$, and $\mathcal{C}_{\pi^0\pi^0}$], we generate an ensemble of simulated experiments with uncorrelated Gaussian distributions where the width on each distribution is the sum in quadrature of the statistical and systematic errors of that measurement. Sets of generated experiments that result in an unphysical asymmetry or violate isospin are removed from the sample. Using the resulting distributions for $\Delta\alpha$ and α , we calculate a confidence level (C.L.) for each solution and plot the maximum value of 1-C.L. of the various solutions in Fig. 3. One can further constrain α by using the fact that the penguin amplitude contribution to $B \rightarrow \pi\pi$ decays must be very large if α is near 0 or π . We obtain a bound on the magnitude of the penguin amplitude from the branching fraction of the penguin-dominated decay $B_s \rightarrow K^+K^-$ [17] by making the conservative assumption of $SU(3)$ breaking at less than $\sim 100\%$ [18]. In Fig. 3 we also show bounds on α when the size of the penguin amplitude is constrained by this assumption.

In summary, we measure the branching fractions and CP asymmetries in $B^0 \rightarrow \pi^0\pi^0$, $B^\pm \rightarrow \pi^\pm\pi^0$, and

TABLE I: The results for the $B^0 \rightarrow \pi^0\pi^0$ and $B^\pm \rightarrow h^\pm\pi^0$ decays. For each mode we show the number of signal events, N_S , number of continuum events, N_{cont} , number of B -background events, N_{Bbkg} , total detection efficiency ε , branching fraction \mathcal{B} , and asymmetry $\mathcal{A}_{h^\pm\pi^0}$ or $\mathcal{C}_{\pi^0\pi^0}$. Uncertainties are statistical for N_S and N_{cont} , while for the branching fractions and asymmetries they are statistical and systematic, respectively.

Mode	N_S	$N_{\text{cont}}(10^3)$	N_{Bbkg}	ε (%)	$\mathcal{B}(10^{-6})$	Asymmetry
$B^0 \rightarrow \pi^0\pi^0$	154 ± 27	17.67 ± 0.13	61 ± 7	27.3	$1.47 \pm 0.25 \pm 0.12$	$-0.49 \pm 0.35 \pm 0.05$
$B^\pm \rightarrow \pi^\pm\pi^0$	627 ± 58	58.75 ± 0.24	69 ± 3	32.5	$5.02 \pm 0.46 \pm 0.29$	$0.03 \pm 0.08 \pm 0.01$
$B^\pm \rightarrow K^\pm\pi^0$	1364 ± 57	25.07 ± 0.17	9 ± 2	26.6	$13.6 \pm 0.6 \pm 0.7$	$0.030 \pm 0.039 \pm 0.010$

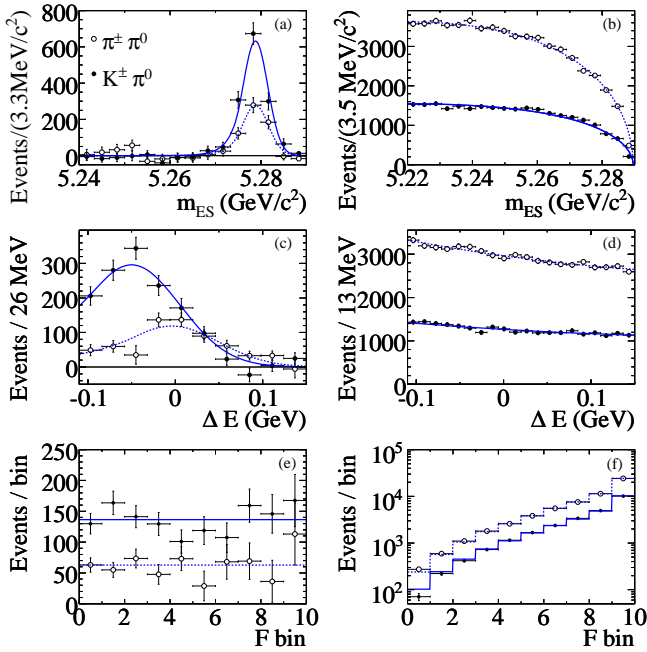


FIG. 2: Distributions made with the event weighting and background subtraction method described in Ref. [14] and PDF projections of the likelihood fit variables from the $B^\pm \rightarrow h^\pm\pi^0$ fit. Shown are m_{ES} (a,b), ΔE (c,d) and \mathcal{F} (e,f) distributions for signal (a,c,e) and continuum background (b,d,f). PDF projections for the $B^\pm \rightarrow K^\pm\pi^0$ signal and background are shown as solid lines, while the PDF projections for the $B^\pm \rightarrow \pi^\pm\pi^0$ signal and background are shown as dashed lines. $B^\pm \rightarrow \pi^\pm\pi^0$ signal and background is shown as open circles while the $B^\pm \rightarrow K^\pm\pi^0$ is shown as solid circles.

$B^\pm \rightarrow K^\pm\pi^0$ decays reconstructed from a sample of approximately $383 \times 10^6 B\bar{B}$ pairs. All results are consistent with previously published results [4, 5], and supersede the previous *BABAR* results. For the $B \rightarrow \pi\pi$ decays, we find $\mathcal{B}(B^0 \rightarrow \pi^0\pi^0) = (1.47 \pm 0.25 \pm 0.12) \times 10^{-6}$, $\mathcal{B}(B^\pm \rightarrow \pi^\pm\pi^0) = (5.02 \pm 0.46 \pm 0.29) \times 10^{-6}$, $\mathcal{C}_{\pi^0\pi^0} = -0.49 \pm 0.35 \pm 0.05$, and $\mathcal{A}_{\pi^\pm\pi^0} = 0.03 \pm 0.08 \pm 0.01$. We constrain $\Delta\alpha$ to be less than 39° and exclude the range $[25^\circ, 66^\circ]$ in α at 90% confidence level. If we consider only the preferred solution [19], we find $\alpha = (96_{-6}^{+10})^\circ$. For the $B^\pm \rightarrow K^\pm\pi^0$ decay, we find $\mathcal{B}(B^\pm \rightarrow K^\pm\pi^0) = (13.6 \pm 0.6 \pm 0.7) \times 10^{-6}$ and $\mathcal{A}_{K^\pm\pi^0} = 0.030 \pm 0.039 \pm 0.010$. The

TABLE II: Systematic errors on the branching fractions for $B^\pm \rightarrow \pi^\pm\pi^0$, $B^\pm \rightarrow K^\pm\pi^0$, and $B^0 \rightarrow \pi^0\pi^0$.

Source	$\Delta\mathcal{B}(\pi^\pm\pi^0)$	$\Delta\mathcal{B}(K^\pm\pi^0)$	$\Delta\mathcal{B}(\pi^0\pi^0)$
π^0 efficiency	3.0%	3.0%	6.0%
m_{ES} and ΔE PDF	1.7%	1.7%	4.0%
Selection efficiency	2.8%	3.0%	2.7%
\mathcal{F} PDF	2.5%	0.7%	1.7%
$B\bar{B}$ backgrounds	0.2%	< 0.1%	2.1%
PHOTOS	1.9%	1.1%	—
Fit bias	1.7%	1.2%	—
Luminosity	1.1%	1.1%	1.1%
Tracking efficiency	0.5%	0.5%	—
Total	5.8%	5.0%	8.2%

TABLE III: A summary of the systematic errors on the asymmetries $\mathcal{A}_{\pi^\pm\pi^0}$, $\mathcal{A}_{K^\pm\pi^0}$, and $\mathcal{C}_{\pi^0\pi^0}$. All values are expressed in units of 10^{-2} .

Source	$\Delta(\mathcal{A}_{\pi^\pm\pi^0})$	$\Delta(\mathcal{A}_{K^\pm\pi^0})$	$\Delta(\mathcal{C}_{\pi^0\pi^0})$
$B\bar{B}$ backgrounds	0.2	< 0.1	3.4
Tagging	—	—	2.5
Tag-side interference	—	—	1.6
PDF parameters	0.8	0.6	0.9
Detector asymmetry	0.4	0.8	—
Measured χ_d error	—	—	0.8
Total	0.9	1.0	4.7

difference between $\mathcal{A}_{K^\pm\pi^0}$ and $\mathcal{A}_{K^\pm\pi^\mp} = -0.107 \pm 0.019$ [6] indicates that the effect of color-suppressed tree and electroweak penguin amplitudes are significant.

We are grateful for the excellent luminosity and machine conditions provided by our PEP-II colleagues, and for the substantial dedicated effort from the computing organizations that support *BABAR*. The collaborating institutions wish to thank SLAC for its support and kind hospitality. This work is supported by DOE and NSF (USA), NSERC (Canada), CEA and CNRS-IN2P3 (France), BMBF and DFG (Germany), INFN (Italy), FOM (The Netherlands), NFR (Norway), MIST (Russia), MEC (Spain), and STFC (United Kingdom). Individuals have received support from the Marie Curie EIF (European Union) and the A. P. Sloan Foundation.

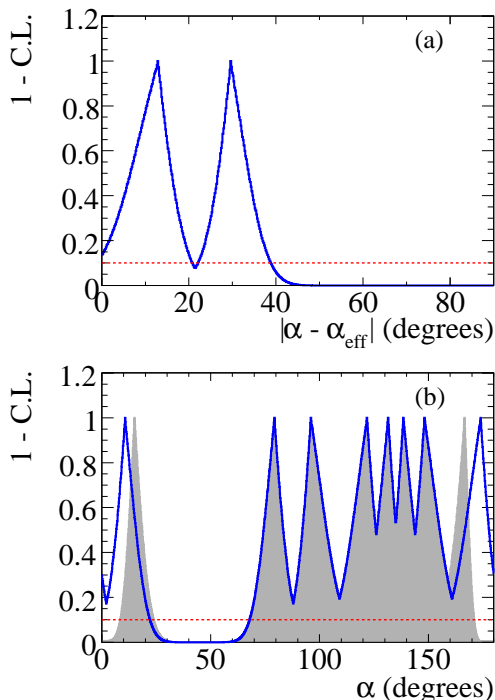


FIG. 3: Constraints on (a) the angle $\Delta\alpha = |\alpha - \alpha_{\text{eff}}|$ and (b) α expressed as one minus the confidence level as a function of angle. We find an upper bound on $\Delta\alpha$ of 39° at the 90% confidence level. In (b) the curve shows the bounds on α using the isospin method alone, while the shaded region shows the result with the $SU(3)$ requirement as discussed in the text.

* Deceased

† Now at Tel Aviv University, Tel Aviv, 69978, Israel

‡ Also with Università di Perugia, Dipartimento di Fisica, Perugia, Italy

§ Also with Università della Basilicata, Potenza, Italy

¶ Also with Universitat de Barcelona, Facultat de Fisica, Departament ECM, E-08028 Barcelona, Spain

[1] N. Cabibbo, Phys. Rev. Lett. **10**, 531 (1963); M. Kobayashi and T. Maskawa, Prog. Theor. Phys. **49**,

652 (1973).

- [2] Unless specifically stated, conjugate decay modes are assumed throughout this paper.
- [3] M. Gronau and D. London, Phys. Rev. Lett. **65**, 3381 (1990).
- [4] BABAR Collaboration, B. Aubert *et al.*, Phys. Rev. Lett. **91**, 241801 (2003); BABAR Collaboration, B. Aubert *et al.*, Phys. Rev. Lett. **91**, 021801 (2003); BABAR Collaboration, B. Aubert *et al.*, Phys. Rev. Lett. **94**, 181802 (2005).
- [5] Belle Collaboration, K. Abe *et al.*, Phys. Rev. Lett. **94**, 181803 (2005); Belle Collaboration, Y. Chao *et al.*, Phys. Rev. D **71** 031502 (2005); Belle Collaboration, H. Ishino *et al.*, Phys. Rev. Lett. **98**, 211801 (2007).
- [6] BABAR Collaboration, B. Aubert *et al.*, Phys. Rev. Lett. **99** 021603, (2007).
- [7] BABAR Collaboration, B. Aubert *et al.*, Phys. Rev. D **75** 012008 (2007); Belle Collaboration, Y. Chao *et al.*, Phys. Rev. Lett. **93**, 191802 (2004).
- [8] M. Gronau and J. L. Rosner, Phys. Rev. D **71**, 074019 (2005); M. Gronau, Phys. Lett. B **627**, 82 (2005); M. Gronau and J. L. Rosner, Phys. Rev. D **59**, 113002 (1999); H. J. Lipkin, Phys. Lett. B **445**, 403 (1999).
- [9] A. Buras *et al.*, Phys. Rev. Lett. **92**, 101804 (2004); A. Buras *et al.*, Nucl. Phys. B **697**, 133 (2004).
- [10] BABAR Collaboration, B. Aubert *et al.*, Nucl. Instrum. Meth. **A479**, 1 (2002).
- [11] The function is $f(x) \propto x\sqrt{1-x^2} \exp[-\zeta(1-x^2)]$, where $x = m_{\text{ES}}/m_0$, m_0 is the m_{ES} endpoint, and ζ the shape parameter.
- [12] BABAR Collaboration, B. Aubert *et al.*, Phys. Rev. D **94**, 161803 (2005).
- [13] Particle Data Group, W.-M. Yao *et al.*, Journal of Physics G **33**, 1 (2006).
- [14] M. Pivk and F. R. Le Diberder, Nucl. Instrum. Meth. A **555**, 356 (2005).
- [15] E. Barberio and Z. Was, Comput. Phys. Commun. **79**, 291 (1994).
- [16] E. Baracchini and G. Isidori, Phys. Lett. B **633**, 309 (2006).
- [17] CDF Collaboration, M. Morello *et al.*, hep-ex/0612018, to appear in Nucl. Phys. (Proc. Suppl.).
- [18] UFit Collaboration, M. Bona *et al.*, hep-ph/0701204, to appear in Phys. Rev. D
- [19] M. Gronau, and J. L. Rosner, arXiv:0704.3459, submitted to Phys. Lett. B.