

Measurements of Λ_c^+ Branching Fractions of Cabibbo-Suppressed Decay Modes involving Λ and Σ^0 .

B. Aubert,¹ R. Barate,¹ D. Boutigny,¹ F. Couderc,¹ Y. Karyotakis,¹ J. P. Lees,¹ V. Poireau,¹ V. Tisserand,¹ A. Zghiche,¹ E. Grauges,² A. Palano,³ M. Pappagallo,³ A. Pompili,³ J. C. Chen,⁴ N. D. Qi,⁴ G. Rong,⁴ P. Wang,⁴ Y. S. Zhu,⁴ G. Eigen,⁵ I. Ofte,⁵ B. Stugu,⁵ G. S. Abrams,⁶ M. Battaglia,⁶ D. Best,⁶ A. B. Breon,⁶ D. N. Brown,⁶ J. Button-Shafer,⁶ R. N. Cahn,⁶ E. Charles,⁶ C. T. Day,⁶ M. S. Gill,⁶ A. V. Gritsan,⁶ Y. Groysman,⁶ R. G. Jacobsen,⁶ R. W. Kadel,⁶ J. Kadyk,⁶ L. T. Kerth,⁶ Yu. G. Kolomensky,⁶ G. Kukartsev,⁶ G. Lynch,⁶ L. M. Mir,⁶ P. J. Oddone,⁶ T. J. Orimoto,⁶ M. Pripstein,⁶ N. A. Roe,⁶ M. T. Ronan,⁶ W. A. Wenzel,⁶ M. Barrett,⁷ K. E. Ford,⁷ T. J. Harrison,⁷ A. J. Hart,⁷ C. M. Hawkes,⁷ S. E. Morgan,⁷ A. T. Watson,⁷ M. Fritsch,⁸ K. Goetzen,⁸ T. Held,⁸ H. Koch,⁸ B. Lewandowski,⁸ M. Pelizaeus,⁸ K. Peters,⁸ T. Schroeder,⁸ M. Steinke,⁸ J. T. Boyd,⁹ J. P. Burke,⁹ W. N. Cottingham,⁹ T. Cuhadar-Donszelmann,¹⁰ B. G. Fulsom,¹⁰ C. Hearty,¹⁰ N. S. Knecht,¹⁰ T. S. Mattison,¹⁰ J. A. McKenna,¹⁰ A. Khan,¹¹ P. Kyberd,¹¹ M. Saleem,¹¹ L. Teodorescu,¹¹ A. E. Blinov,¹² V. E. Blinov,¹² A. D. Bukin,¹² V. P. Druzhinin,¹² V. B. Golubev,¹² E. A. Kravchenko,¹² A. P. Onuchin,¹² S. I. Serednyakov,¹² Yu. I. Skovpen,¹² E. P. Solodov,¹² A. N. Yushkov,¹² M. Bondioli,¹³ M. Bruinsma,¹³ M. Chao,¹³ S. Curry,¹³ I. Eschrich,¹³ D. Kirkby,¹³ A. J. Lankford,¹³ P. Lund,¹³ M. Mandelkern,¹³ R. K. Mommsen,¹³ W. Roethel,¹³ D. P. Stoker,¹³ C. Buchanan,¹⁴ B. L. Hartfel,¹⁴ S. D. Foulkes,¹⁵ J. W. Gary,¹⁵ O. Long,¹⁵ B. C. Shen,¹⁵ K. Wang,¹⁵ L. Zhang,¹⁵ D. del Re,¹⁶ H. K. Hadavand,¹⁶ E. J. Hill,¹⁶ D. B. MacFarlane,¹⁶ H. P. Paar,¹⁶ S. Rahatlou,¹⁶ V. Sharma,¹⁶ J. W. Berryhill,¹⁷ C. Campagnari,¹⁷ A. Cunha,¹⁷ B. Dahmes,¹⁷ T. M. Hong,¹⁷ M. A. Mazur,¹⁷ J. D. Richman,¹⁷ W. Verkerke,¹⁷ T. W. Beck,¹⁸ A. M. Eisner,¹⁸ C. J. Flacco,¹⁸ C. A. Heusch,¹⁸ J. Kroseberg,¹⁸ W. S. Lockman,¹⁸ G. Nesom,¹⁸ T. Schalk,¹⁸ B. A. Schumm,¹⁸ A. Seiden,¹⁸ P. Spradlin,¹⁸ D. C. Williams,¹⁸ M. G. Wilson,¹⁸ J. Albert,¹⁹ E. Chen,¹⁹ G. P. Dubois-Felsmann,¹⁹ A. Dvoretzki,¹⁹ D. G. Hitlin,¹⁹ J. S. Minamora,¹⁹ I. Narsky,¹⁹ T. Piatenko,¹⁹ F. C. Porter,¹⁹ A. Ryd,¹⁹ A. Samuel,¹⁹ R. Andreassen,²⁰ G. Mancinelli,²⁰ B. T. Meadows,²⁰ M. D. Sokoloff,²⁰ F. Blanc,²¹ P. C. Bloom,²¹ S. Chen,²¹ W. T. Ford,²¹ J. F. Hirschauer,²¹ A. Kreisel,²¹ U. Nauenberg,²¹ A. Olivas,²¹ W. O. Ruddick,²¹ J. G. Smith,²¹ K. A. Ulmer,²¹ S. R. Wagner,²¹ J. Zhang,²¹ A. Chen,²² E. A. Eckhart,²² A. Soffer,²² W. H. Toki,²² R. J. Wilson,²² F. Winklmeier,²² Q. Zeng,²² D. Altenburg,²³ E. Feltresi,²³ A. Hauke,²³ B. Spaan,²³ T. Brandt,²⁴ J. Brose,²⁴ M. Dickopp,²⁴ V. Klose,²⁴ H. M. Lacker,²⁴ R. Nogowski,²⁴ S. Otto,²⁴ A. Petzold,²⁴ J. Schubert,²⁴ K. R. Schubert,²⁴ R. Schwierz,²⁴ J. E. Sundermann,²⁴ D. Bernard,²⁵ G. R. Bonneaud,²⁵ P. Grenier,²⁵ E. Latour,²⁵ S. Schrenk,²⁵ Ch. Thiebaux,²⁵ G. Vasileiadis,²⁵ M. Verderi,²⁵ D. J. Bard,²⁶ P. J. Clark,²⁶ W. Gradl,²⁶ F. Muheim,²⁶ S. Playfer,²⁶ Y. Xie,²⁶ M. Andreotti,²⁷ D. Bettoni,²⁷ C. Bozzi,²⁷ R. Calabrese,²⁷ G. Cibinetto,²⁷ E. Luppi,²⁷ M. Negrini,²⁷ L. Piemontese,²⁷ F. Anulli,²⁸ R. Baldini-Ferrolì,²⁸ A. Calcaterra,²⁸ R. de Sangro,²⁸ G. Finocchiaro,²⁸ P. Patteri,²⁸ I. M. Peruzzi,²⁸ * M. Piccolo,²⁸ A. Zallo,²⁸ A. Buzzo,²⁹ R. Capra,²⁹ R. Contri,²⁹ M. Lo Vetere,²⁹ M. M. Macri,²⁹ M. R. Monge,²⁹ S. Passaggio,²⁹ C. Patrignani,²⁹ E. Robutti,²⁹ A. Santroni,²⁹ S. Tosi,²⁹ G. Brandenburg,³⁰ K. S. Chaisanguanthum,³⁰ M. Morii,³⁰ J. Wu,³⁰ R. S. Dubitzky,³¹ U. Langenegger,³¹ J. Marks,³¹ S. Schenk,³¹ U. Uwer,³¹ W. Bhimji,³² D. A. Bowerman,³² P. D. Dauncey,³² U. Egede,³² R. L. Flack,³² J. R. Gaillard,³² J. A. Nash,³² M. B. Nikolich,³² W. Panduro Vazquez,³² X. Chai,³³ M. J. Charles,³³ W. F. Mader,³³ U. Mallik,³³ V. Ziegler,³³ J. Cochran,³⁴ H. B. Crawley,³⁴ L. Dong,³⁴ V. Eyges,³⁴ W. T. Meyer,³⁴ S. Prell,³⁴ E. I. Rosenberg,³⁴ A. E. Rubin,³⁴ J. I. Yi,³⁴ G. Schott,³⁵ N. Arnaud,³⁶ M. Davier,³⁶ X. Giroux,³⁶ G. Grosdidier,³⁶ A. Höcker,³⁶ F. Le Diberder,³⁶ V. Lepeltier,³⁶ A. M. Lutz,³⁶ A. Oyangueren,³⁶ T. C. Petersen,³⁶ S. Plaszczynski,³⁶ S. Rodier,³⁶ P. Roudeau,³⁶ M. H. Schune,³⁶ A. Stocchi,³⁶ W. F. Wang,³⁶ G. Wormser,³⁶ C. H. Cheng,³⁷ D. J. Lange,³⁷ D. M. Wright,³⁷ A. J. Bevan,³⁸ C. A. Chavez,³⁸ I. J. Forster,³⁸ J. R. Fry,³⁸ E. Gabathuler,³⁸ R. Gamet,³⁸ K. A. George,³⁸ D. E. Hutchcroft,³⁸ R. J. Parry,³⁸ D. J. Payne,³⁸ K. C. Schofield,³⁸ C. Touramanis,³⁸ F. Di Lodovico,³⁹ W. Menges,³⁹ R. Sacco,³⁹ C. L. Brown,⁴⁰ G. Cowan,⁴⁰ H. U. Flaecher,⁴⁰ M. G. Green,⁴⁰ D. A. Hopkins,⁴⁰ P. S. Jackson,⁴⁰ T. R. McMahon,⁴⁰ S. Ricciardi,⁴⁰ F. Salvatore,⁴⁰ D. N. Brown,⁴¹ C. L. Davis,⁴¹ J. Allison,⁴² N. R. Barlow,⁴² R. J. Barlow,⁴² Y. M. Chia,⁴² C. L. Edgar,⁴² M. C. Hodgkinson,⁴² M. P. Kelly,⁴² G. D. Lafferty,⁴² M. T. Naisbit,⁴² J. C. Williams,⁴² C. Chen,⁴³ W. D. Hulsbergen,⁴³ A. Jawahery,⁴³ D. Kovalskiy,⁴³ C. K. Lae,⁴³ D. A. Roberts,⁴³ G. Simi,⁴³ G. Blaylock,⁴⁴ C. Dallapiccola,⁴⁴ S. S. Hertzbach,⁴⁴ R. Kofler,⁴⁴ X. Li,⁴⁴ T. B. Moore,⁴⁴ S. Saremi,⁴⁴ H. Staengle,⁴⁴ S. Y. Willocq,⁴⁴ R. Cowan,⁴⁵ K. Koeneke,⁴⁵ G. Sciolla,⁴⁵

S. J. Sekula,⁴⁵ M. Spitznagel,⁴⁵ F. Taylor,⁴⁵ R. K. Yamamoto,⁴⁵ H. Kim,⁴⁶ P. M. Patel,⁴⁶ S. H. Robertson,⁴⁶ A. Lazzaro,⁴⁷ V. Lombardo,⁴⁷ F. Palombo,⁴⁷ J. M. Bauer,⁴⁸ L. Cremaldi,⁴⁸ V. Eschenburg,⁴⁸ R. Godang,⁴⁸ R. Kroeger,⁴⁸ J. Reidy,⁴⁸ D. A. Sanders,⁴⁸ D. J. Summers,⁴⁸ H. W. Zhao,⁴⁸ S. Brunet,⁴⁹ D. Côté,⁴⁹ P. Taras,⁴⁹ F. B. Viaud,⁴⁹ H. Nicholson,⁵⁰ N. Cavallo,⁵¹,[†] G. De Nardo,⁵¹ F. Fabozzi,⁵¹,[†] C. Gatto,⁵¹ L. Lista,⁵¹ D. Monorchio,⁵¹ P. Paolucci,⁵¹ D. Piccolo,⁵¹ C. Sciacca,⁵¹ M. Baak,⁵² H. Bulten,⁵² G. Raven,⁵² H. L. Snoek,⁵² L. Wilden,⁵² C. P. Jessop,⁵³ J. M. LoSecco,⁵³ T. Allmendinger,⁵⁴ G. Benelli,⁵⁴ K. K. Gan,⁵⁴ K. Honscheid,⁵⁴ D. Hufnagel,⁵⁴ P. D. Jackson,⁵⁴ H. Kagan,⁵⁴ R. Kass,⁵⁴ T. Pulliam,⁵⁴ A. M. Rahimi,⁵⁴ R. Ter-Antonyan,⁵⁴ Q. K. Wong,⁵⁴ N. L. Blount,⁵⁵ J. Brau,⁵⁵ R. Frey,⁵⁵ O. Igonkina,⁵⁵ M. Lu,⁵⁵ C. T. Potter,⁵⁵ R. Rahmat,⁵⁵ N. B. Sinev,⁵⁵ D. Strom,⁵⁵ J. Strube,⁵⁵ E. Torrence,⁵⁵ F. Galeazzi,⁵⁶ M. Margoni,⁵⁶ M. Morandin,⁵⁶ M. Posocco,⁵⁶ M. Rotondo,⁵⁶ F. Simonetto,⁵⁶ R. Stroili,⁵⁶ C. Voci,⁵⁶ M. Benayoun,⁵⁷ J. Chauveau,⁵⁷ P. David,⁵⁷ L. Del Buono,⁵⁷ Ch. de la Vaissière,⁵⁷ O. Hamon,⁵⁷ M. J. J. John,⁵⁷ Ph. Leruste,⁵⁷ J. Malclès,⁵⁷ J. Ocariz,⁵⁷ L. Roos,⁵⁷ G. Therin,⁵⁷ P. K. Behera,⁵⁸ L. Gladney,⁵⁸ Q. H. Guo,⁵⁸ J. Panetta,⁵⁸ M. Biasini,⁵⁹ R. Covarelli,⁵⁹ S. Pacetti,⁵⁹ M. Pioppi,⁵⁹ C. Angelini,⁶⁰ G. Batignani,⁶⁰ S. Bettarini,⁶⁰ F. Bucci,⁶⁰ G. Calderini,⁶⁰ M. Carpinelli,⁶⁰ R. Cenci,⁶⁰ F. Forti,⁶⁰ M. A. Giorgi,⁶⁰ A. Lusiani,⁶⁰ G. Marchiori,⁶⁰ M. Morganti,⁶⁰ N. Neri,⁶⁰ E. Paoloni,⁶⁰ M. Rama,⁶⁰ G. Rizzo,⁶⁰ J. Walsh,⁶⁰ M. Haire,⁶¹ D. Judd,⁶¹ D. E. Wagoner,⁶¹ J. Biesiada,⁶² N. Danielson,⁶² P. Elmer,⁶² Y. P. Lau,⁶² C. Lu,⁶² J. Olsen,⁶² A. J. S. Smith,⁶² A. V. Telnov,⁶² F. Bellini,⁶³ G. Cavoto,⁶³ A. D’Orazio,⁶³ E. Di Marco,⁶³ R. Faccini,⁶³ F. Ferrarotto,⁶³ F. Ferroni,⁶³ M. Gaspero,⁶³ L. Li Gioi,⁶³ M. A. Mazzoni,⁶³ S. Morganti,⁶³ G. Piredda,⁶³ F. Polci,⁶³ F. Safai Tehrani,⁶³ C. Voena,⁶³ H. Schröder,⁶⁴ R. Waldi,⁶⁴ T. Adye,⁶⁵ N. De Groot,⁶⁵ B. Franek,⁶⁵ G. P. Gopal,⁶⁵ E. O. Olaiya,⁶⁵ F. F. Wilson,⁶⁵ R. Aleksan,⁶⁶ S. Emery,⁶⁶ A. Gaidot,⁶⁶ S. F. Ganzhur,⁶⁶ G. Graziani,⁶⁶ G. Hamel de Monchenault,⁶⁶ W. Kozanecki,⁶⁶ M. Legendre,⁶⁶ G. W. London,⁶⁶ B. Mayer,⁶⁶ G. Vasseur,⁶⁶ Ch. Yèche,⁶⁶ M. Zito,⁶⁶ M. V. Purohit,⁶⁷ A. W. Weidemann,⁶⁷ J. R. Wilson,⁶⁷ T. Abe,⁶⁸ M. T. Allen,⁶⁸ D. Aston,⁶⁸ R. Bartoldus,⁶⁸ N. Berger,⁶⁸ A. M. Boyarski,⁶⁸ O. L. Buchmueller,⁶⁸ R. Claus,⁶⁸ J. P. Coleman,⁶⁸ M. R. Convery,⁶⁸ M. Cristinziani,⁶⁸ J. C. Dingfelder,⁶⁸ D. Dong,⁶⁸ J. Dorfan,⁶⁸ D. Dujmic,⁶⁸ W. Dunwoodie,⁶⁸ S. Fan,⁶⁸ R. C. Field,⁶⁸ T. Glanzman,⁶⁸ S. J. Gowdy,⁶⁸ T. Hadig,⁶⁸ V. Halyo,⁶⁸ C. Hast,⁶⁸ T. Hryn’ova,⁶⁸ W. R. Innes,⁶⁸ M. H. Kelsey,⁶⁸ P. Kim,⁶⁸ M. L. Kocian,⁶⁸ D. W. G. S. Leith,⁶⁸ J. Libby,⁶⁸ S. Luitz,⁶⁸ V. Luth,⁶⁸ H. L. Lynch,⁶⁸ H. Marsiske,⁶⁸ R. Messner,⁶⁸ D. R. Muller,⁶⁸ C. P. O’Grady,⁶⁸ V. E. Ozcan,⁶⁸ A. Perazzo,⁶⁸ M. Perl,⁶⁸ B. N. Ratcliff,⁶⁸ A. Roodman,⁶⁸ A. A. Salnikov,⁶⁸ R. H. Schindler,⁶⁸ J. Schwiening,⁶⁸ A. Snyder,⁶⁸ J. Stelzer,⁶⁸ D. Su,⁶⁸ M. K. Sullivan,⁶⁸ K. Suzuki,⁶⁸ S. K. Swain,⁶⁸ J. M. Thompson,⁶⁸ J. Va’vra,⁶⁸ N. van Bakel,⁶⁸ M. Weaver,⁶⁸ A. J. R. Weinstein,⁶⁸ W. J. Wisniewski,⁶⁸ M. Wittgen,⁶⁸ D. H. Wright,⁶⁸ A. K. Yarritu,⁶⁸ K. Yi,⁶⁸ C. C. Young,⁶⁸ P. R. Burchat,⁶⁹ A. J. Edwards,⁶⁹ S. A. Majewski,⁶⁹ B. A. Petersen,⁶⁹ C. Roat,⁶⁹ M. Ahmed,⁷⁰ S. Ahmed,⁷⁰ M. S. Alam,⁷⁰ R. Bula,⁷⁰ J. A. Ernst,⁷⁰ M. A. Saeed,⁷⁰ F. R. Wappler,⁷⁰ S. B. Zain,⁷⁰ W. Bugg,⁷¹ M. Krishnamurthy,⁷¹ S. M. Spanier,⁷¹ R. Eckmann,⁷² J. L. Ritchie,⁷² A. Satpathy,⁷² R. F. Schwitters,⁷² J. M. Izen,⁷³ I. Kitayama,⁷³ X. C. Lou,⁷³ S. Ye,⁷³ F. Bianchi,⁷⁴ M. Bona,⁷⁴ F. Gallo,⁷⁴ D. Gamba,⁷⁴ M. Bomben,⁷⁵ L. Bosisio,⁷⁵ C. Cartaro,⁷⁵ F. Cossutti,⁷⁵ G. Della Ricca,⁷⁵ S. Dittongo,⁷⁵ S. Grancagnolo,⁷⁵ L. Lanceri,⁷⁵ L. Vitale,⁷⁵ V. Azzolini,⁷⁶ F. Martinez-Vidal,⁷⁶ R. S. Panvini,⁷⁷,[‡] Sw. Banerjee,⁷⁸ B. Bhuyan,⁷⁸ C. M. Brown,⁷⁸ D. Fortin,⁷⁸ K. Hamano,⁷⁸ R. Kowalewski,⁷⁸ I. M. Nugent,⁷⁸ J. M. Roney,⁷⁸ R. J. Sobie,⁷⁸ J. J. Back,⁷⁹ P. F. Harrison,⁷⁹ T. E. Latham,⁷⁹ G. B. Mohanty,⁷⁹ H. R. Band,⁸⁰ X. Chen,⁸⁰ B. Cheng,⁸⁰ S. Dasu,⁸⁰ M. Datta,⁸⁰ A. M. Eichenbaum,⁸⁰ K. T. Flood,⁸⁰ M. T. Graham,⁸⁰ J. J. Hollar,⁸⁰ J. R. Johnson,⁸⁰ P. E. Kutter,⁸⁰ H. Li,⁸⁰ R. Liu,⁸⁰ B. Mellado,⁸⁰ A. Mihalýi,⁸⁰ A. K. Mohapatra,⁸⁰ Y. Pan,⁸⁰ M. Pierini,⁸⁰ R. Prepost,⁸⁰ P. Tan,⁸⁰ S. L. Wu,⁸⁰ Z. Yu,⁸⁰ and H. Neal⁸¹

(The BABAR Collaboration)

¹Laboratoire de Physique des Particules, F-74941 Annecy-le-Vieux, France

²IFAE, Universitat Autònoma de Barcelona, E-08193 Bellaterra, Barcelona, Spain

³Università di Bari, Dipartimento di Fisica and INFN, I-70126 Bari, Italy

⁴Institute of High Energy Physics, Beijing 100039, China

⁵University of Bergen, Institute of Physics, N-5007 Bergen, Norway

⁶Lawrence Berkeley National Laboratory and University of California, Berkeley, California 94720, USA

⁷University of Birmingham, Birmingham, B15 2TT, United Kingdom

⁸Ruhr Universität Bochum, Institut für Experimentalphysik 1, D-44780 Bochum, Germany

⁹University of Bristol, Bristol BS8 1TL, United Kingdom

¹⁰University of British Columbia, Vancouver, British Columbia, Canada V6T 1Z1

¹¹Brunel University, Uxbridge, Middlesex UB8 3PH, United Kingdom

¹²Budker Institute of Nuclear Physics, Novosibirsk 630090, Russia

¹³University of California at Irvine, Irvine, California 92697, USA

¹⁴University of California at Los Angeles, Los Angeles, California 90024, USA

- ¹⁵ University of California at Riverside, Riverside, California 92521, USA
¹⁶ University of California at San Diego, La Jolla, California 92093, USA
¹⁷ University of California at Santa Barbara, Santa Barbara, California 93106, USA
¹⁸ University of California at Santa Cruz, Institute for Particle Physics, Santa Cruz, California 95064, USA
¹⁹ California Institute of Technology, Pasadena, California 91125, USA
²⁰ University of Cincinnati, Cincinnati, Ohio 45221, USA
²¹ University of Colorado, Boulder, Colorado 80309, USA
²² Colorado State University, Fort Collins, Colorado 80523, USA
²³ Universität Dortmund, Institut für Physik, D-44221 Dortmund, Germany
²⁴ Technische Universität Dresden, Institut für Kern- und Teilchenphysik, D-01062 Dresden, Germany
²⁵ Ecole Polytechnique, LLR, F-91128 Palaiseau, France
²⁶ University of Edinburgh, Edinburgh EH9 3JZ, United Kingdom
²⁷ Università di Ferrara, Dipartimento di Fisica and INFN, I-44100 Ferrara, Italy
²⁸ Laboratori Nazionali di Frascati dell'INFN, I-00044 Frascati, Italy
²⁹ Università di Genova, Dipartimento di Fisica and INFN, I-16146 Genova, Italy
³⁰ Harvard University, Cambridge, Massachusetts 02138, USA
³¹ Universität Heidelberg, Physikalisches Institut, Philosophenweg 12, D-69120 Heidelberg, Germany
³² Imperial College London, London, SW7 2AZ, United Kingdom
³³ University of Iowa, Iowa City, Iowa 52242, USA
³⁴ Iowa State University, Ames, Iowa 50011-3160, USA
³⁵ Universität Karlsruhe, Institut für Experimentelle Kernphysik, D-76021 Karlsruhe, Germany
³⁶ Laboratoire de l'Accélérateur Linéaire, F-91898 Orsay, France
³⁷ Lawrence Livermore National Laboratory, Livermore, California 94550, USA
³⁸ University of Liverpool, Liverpool L69 7ZE, United Kingdom
³⁹ Queen Mary, University of London, E1 4NS, United Kingdom
⁴⁰ University of London, Royal Holloway and Bedford New College, Egham, Surrey TW20 0EX, United Kingdom
⁴¹ University of Louisville, Louisville, Kentucky 40292, USA
⁴² University of Manchester, Manchester M13 9PL, United Kingdom
⁴³ University of Maryland, College Park, Maryland 20742, USA
⁴⁴ University of Massachusetts, Amherst, Massachusetts 01003, USA
⁴⁵ Massachusetts Institute of Technology, Laboratory for Nuclear Science, Cambridge, Massachusetts 02139, USA
⁴⁶ McGill University, Montréal, Québec, Canada H3A 2T8
⁴⁷ Università di Milano, Dipartimento di Fisica and INFN, I-20133 Milano, Italy
⁴⁸ University of Mississippi, University, Mississippi 38677, USA
⁴⁹ Université de Montréal, Physique des Particules, Montréal, Québec, Canada H3C 3J7
⁵⁰ Mount Holyoke College, South Hadley, Massachusetts 01075, USA
⁵¹ Università di Napoli Federico II, Dipartimento di Scienze Fisiche and INFN, I-80126, Napoli, Italy
⁵² NIKHEF, National Institute for Nuclear Physics and High Energy Physics, NL-1009 DB Amsterdam, The Netherlands
⁵³ University of Notre Dame, Notre Dame, Indiana 46556, USA
⁵⁴ Ohio State University, Columbus, Ohio 43210, USA
⁵⁵ University of Oregon, Eugene, Oregon 97403, USA
⁵⁶ Università di Padova, Dipartimento di Fisica and INFN, I-35131 Padova, Italy
⁵⁷ Universités Paris VI et VII, Laboratoire de Physique Nucléaire et de Hautes Energies, F-75252 Paris, France
⁵⁸ University of Pennsylvania, Philadelphia, Pennsylvania 19104, USA
⁵⁹ Università di Perugia, Dipartimento di Fisica and INFN, I-06100 Perugia, Italy
⁶⁰ Università di Pisa, Dipartimento di Fisica, Scuola Normale Superiore and INFN, I-56127 Pisa, Italy
⁶¹ Prairie View A&M University, Prairie View, Texas 77446, USA
⁶² Princeton University, Princeton, New Jersey 08544, USA
⁶³ Università di Roma La Sapienza, Dipartimento di Fisica and INFN, I-00185 Roma, Italy
⁶⁴ Universität Rostock, D-18051 Rostock, Germany
⁶⁵ Rutherford Appleton Laboratory, Chilton, Didcot, Oxon, OX11 0QX, United Kingdom
⁶⁶ DSM/Dapnia, CEA/Saclay, F-91191 Gif-sur-Yvette, France
⁶⁷ University of South Carolina, Columbia, South Carolina 29208, USA
⁶⁸ Stanford Linear Accelerator Center, Stanford, California 94309, USA
⁶⁹ Stanford University, Stanford, California 94305-4060, USA
⁷⁰ State University of New York, Albany, New York 12222, USA
⁷¹ University of Tennessee, Knoxville, Tennessee 37996, USA
⁷² University of Texas at Austin, Austin, Texas 78712, USA
⁷³ University of Texas at Dallas, Richardson, Texas 75083, USA
⁷⁴ Università di Torino, Dipartimento di Fisica Sperimentale and INFN, I-10125 Torino, Italy
⁷⁵ Università di Trieste, Dipartimento di Fisica and INFN, I-34127 Trieste, Italy
⁷⁶ IFIC, Universitat de Valencia-CSIC, E-46071 Valencia, Spain
⁷⁷ Vanderbilt University, Nashville, Tennessee 37235, USA
⁷⁸ University of Victoria, Victoria, British Columbia, Canada V8W 3P6

We measure the branching ratios of the Cabibbo-suppressed decays $\Lambda_c^+ \rightarrow \Lambda K^+$ and $\Lambda_c^+ \rightarrow \Sigma^0 K^+$ relative to the Cabibbo-favored decay modes $\Lambda_c^+ \rightarrow \Lambda \pi^+$ and $\Lambda_c^+ \rightarrow \Sigma^0 \pi^+$ to be 0.044 ± 0.004 (stat.) ± 0.003 (syst.) and 0.038 ± 0.005 (stat.) ± 0.003 (syst.), respectively. We set an upper limit on the branching ratio at the 90 % confidence level for $\Lambda_c^+ \rightarrow \Lambda K^+ \pi^+ \pi^-$ of 4.1×10^{-2} relative to $\Lambda_c^+ \rightarrow \Lambda \pi^+$, and for $\Lambda_c^+ \rightarrow \Sigma^0 K^+ \pi^+ \pi^-$ of 2.0×10^{-2} relative to $\Lambda_c^+ \rightarrow \Sigma^0 \pi^+$. We also measure the branching fraction for the Cabibbo-favored mode $\Lambda_c^+ \rightarrow \Sigma^0 \pi^+$ relative to $\Lambda_c^+ \rightarrow \Lambda \pi^+$ to be 0.977 ± 0.015 (stat.) ± 0.051 (syst.). This analysis was performed using a data sample with an integrated luminosity of 125 fb^{-1} collected by the *BABAR* detector at the PEP-II asymmetric-energy *B* factory at SLAC.

PACS numbers: 13.25.Hw

I. INTRODUCTION

A considerable body of work has been done on charmed baryons [1]. Nonetheless, our understanding of the physics of charmed baryons has developed less rapidly than that of charmed mesons. This is due to the smaller baryon production cross sections, shorter lifetime, and, in e^+e^- storage rings, the absence of cleanly observable $\Lambda_c \bar{\Lambda}_c$ resonances. During the last few years there has been significant progress in the experimental study of the hadronic decays of charmed baryons. Recent results on masses, widths, lifetimes, production rates, and the decay asymmetry parameters of the charmed baryons have been published by different experiments; among them are the observations of Cabibbo-suppressed decays $\Lambda_c^+ \rightarrow p\phi$ by the CLEO collaboration [2], and $\Lambda_c^+ \rightarrow \Lambda K^+$ and $\Lambda_c^+ \rightarrow \Sigma^0 K^+$ by the Belle collaboration [3].

The precision in the measurements of branching fractions is only about 40% for many Cabibbo-favored charm baryon modes [1], while for Cabibbo-suppressed decays the precision is even worse. As a consequence, we are not yet able to distinguish between the decay rate predictions made by different models, e.g., the quark model approach to non-leptonic charm decays [4, 5] and Heavy Quark Effective Theory [6]. Only one model [4] gives predictions for the Cabibbo-suppressed decays.

In this paper we present a study of Λ_c^+ baryons produced in $e^+e^- \rightarrow q\bar{q}$ ($q = u, d, s$ or c quark) interactions at *BABAR*. We present improved measurements of the Cabibbo-suppressed decays $\Lambda_c^+ \rightarrow \Lambda K^+$ and $\Lambda_c^+ \rightarrow \Sigma^0 K^+$ relative to Cabibbo-favored decays $\Lambda_c^+ \rightarrow \Lambda \pi^+$ and $\Lambda_c^+ \rightarrow \Sigma^0 \pi^+$, respectively, and set an upper limit on the decay modes $\Lambda_c^+ \rightarrow \Lambda K^+ \pi^+ \pi^-$, and $\Lambda_c^+ \rightarrow \Sigma^0 K^+ \pi^+ \pi^-$ relative to the same Cabibbo-favored decays. Here and throughout this paper, inclusion of charge-conjugate states is implied.

II. THE BABAR DETECTOR AND DATA SAMPLES

The data used in this analysis were collected by the *BABAR* detector at the PEP-II storage ring. We use data corresponding to a total integrated luminosity of 112 fb^{-1} taken at the $\Upsilon(4S)$ resonance (on-resonance) and 13 fb^{-1} taken at a center-of-mass (CM) energy 40 MeV below the $\Upsilon(4S)$ mass (and below the threshold of $B\bar{B}$ production, the off-resonance). A detailed description of the *BABAR* detector is presented in Ref. [7]. The components of the detector most relevant to this analysis are described here. Charged-particle tracks are reconstructed with a five-layer, double-sided silicon vertex tracker (SVT) and a 40-layer drift chamber (DCH) with a helium-based gas mixture, placed in a 1.5-T solenoidal field produced by a superconducting magnet. The resolution in p_T , the track momentum transverse to the beam direction, is approximately $(\delta p_T/p_T)^2 = (0.0013 (\text{GeV}/c)^{-1} p_T)^2 + (0.0045)^2$. Kaons and protons are identified with likelihood ratios calculated from the ionization energy loss (dE/dx) measurements in the SVT and DCH, and from the observed pattern of Cherenkov light in an internally reflecting ring imaging detector (DIRC). The efficiency for identifying true kaons exceeds 80%, while the probability for a pion to be misidentified as a kaon is less than 3%. Photons are identified as isolated electromagnetic showers in a CsI(Tl) electromagnetic calorimeter. Large Monte Carlo (MC) samples generated with JETSET [8] are used to determine signal detection efficiency. The detector response in these samples is simulated with the GEANT4 [9] program. Particle identification efficiencies are corrected using data control samples.

III. EVENT AND CANDIDATE SELECTION

Candidates for Λ , which is in the final state of all the decay modes involved in this analysis, are reconstructed in the decay mode $\Lambda \rightarrow p\pi^-$. We fit the p and π^- tracks to a common vertex and require the χ^2 probability of the vertex fit to be greater than 0.1%. The three-dimensional

*Also with Università di Perugia, Dipartimento di Fisica, Perugia, Italy

†Also with Università della Basilicata, Potenza, Italy

‡Deceased

flight distance of each Λ candidate between its decay vertex and the event primary vertex is required to be greater than 0.2 cm.

This analysis is based on fits of invariant masses or differences between invariant masses, in the case of $\Sigma^0 \rightarrow \Lambda\gamma$ decays. In general, the fits are performed with the following criteria. For the signal, the sum of two Gaussian functions with a common mean (the two widths, the common mean and the fraction of the core Gaussian being free as discussed in detail in the corresponding fits below) is the preferred function to better reproduce the tails. However for the decay modes with less statistics, a single Gaussian with free mean and width is used. In case there is no statistically significant signal, a single Gaussian with fixed mean and width has to be used. The background is parametrized by a polynomial in invariant mass with order 2, or higher, as required to obtain a satisfactory fit.

The invariant mass of Λ candidates is fitted using a sum of two Gaussian functions with a common mean to represent the signal and a 2nd order polynomial to represent the background. The fitted distribution is shown in Fig. 1. The resolution is measured to be $\sigma_{\text{RMS}} = 1.5 \text{ MeV}/c^2$, where σ_{RMS} is defined by

$$\sigma_{\text{RMS}}^2 \equiv f_1\sigma_1^2 + f_2\sigma_2^2,$$

where $\sigma_1 = 0.820 \pm 0.003 \text{ MeV}/c^2$ (the width of the core Gaussian) and $\sigma_2 = 2.103 \pm 0.021 \text{ MeV}/c^2$ (the width of the wider Gaussian), and f_1 and $f_2 (= 1 - f_1)$ are the two corresponding fractions of the two Gaussian functions, with $f_2 = 42\%$ of candidates in the wider Gaussian. The mass of a Λ candidate, used in the reconstruction of Λ_c^+ or Σ^0 decays, is required to be in the range $1113 \text{ MeV}/c^2 < M_{p\pi^-} < 1119 \text{ MeV}/c^2$.

The Σ^0 candidates are reconstructed in the decay mode $\Sigma^0 \rightarrow \Lambda\gamma$ using the already selected Λ sample and photons with an energy greater than 0.1 GeV. The mass difference ($M_{\gamma p\pi^-} - M_{p\pi^-}$) is shown in Fig. 2. The distribution is fitted with the sum of two Gaussian functions with a common mean for the signal contribution, with $\sigma_1 = 2.00 \pm 0.18 \text{ MeV}/c^2$ (the width of the core Gaussian) and $\sigma_2 = 5.01 \pm 0.38 \text{ MeV}/c^2$ (the width of the wider Gaussian). In this fit $f_2 = 60\%$, and a 3rd order polynomial is used for the background. We obtain a resolution $\sigma_{\text{RMS}} = 4.0 \text{ MeV}/c^2$ and a mass difference between the Σ^0 and Λ of 77.64 ± 0.04 (stat.) MeV/c^2 . We accept candidates with ($M_{\gamma p\pi^-} - M_{p\pi^-}$) within 10 MeV/c^2 of the mean value.

To suppress combinatorial and $B\bar{B}$ backgrounds, we introduce x_p as a scaled momentum of a Λ_c^+ candidate, where $x_p = p^*/p_{\text{max}}^*$. Here p^* is the reconstructed momentum of the Λ_c^+ and $p_{\text{max}}^* = \sqrt{s/4 - M^2}$ with \sqrt{s} is the total CM energy and M is the reconstructed mass of the Λ_c^+ candidate. Our search is limited to $x_p > 0.5$ or $x_p > 0.6$, depending on the decay mode so as to avoid the combinatorial background that dominates at low x_p .

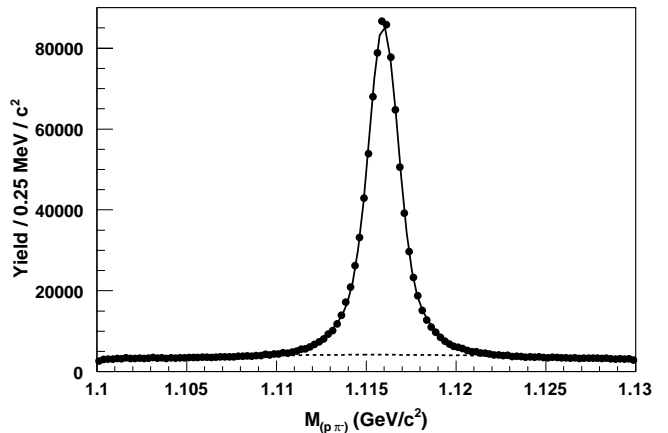


FIG. 1: The invariant mass of $p\pi^-$ combinations. The solid line indicates the result of the fit for the sum of the signal and background and the dashed line for the background only.

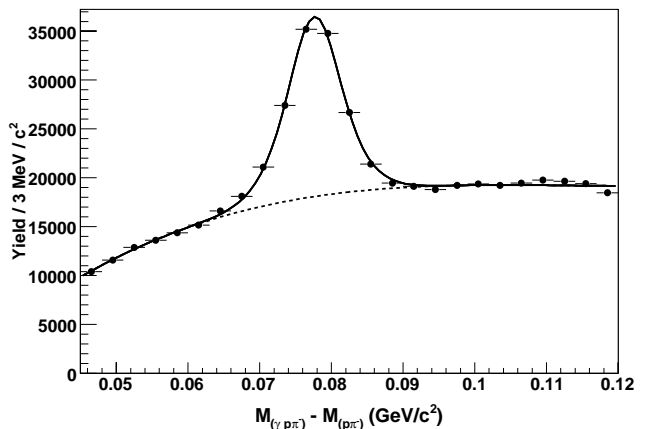


FIG. 2: The distribution of the invariant mass difference between $\gamma p\pi^-$ combinations and $p\pi^-$ candidates. The solid line indicates the result of the fit for the sum of the signal and background and the dashed line for the background only.

IV. PHYSICS RESULTS

A. Study of the decays $\Lambda_c^+ \rightarrow \Lambda K^+$ and $\Lambda_c^+ \rightarrow \Sigma^0 K^+$

The reconstructed Λ candidates are combined with a K^+ with the requirement $x_p > 0.5$ to produce the mass spectrum shown in Fig. 3. A clear Λ_c^+ signal can be seen. The mass distribution is fitted with a Gaussian function for the signal, and a 2nd order polynomial for combinatorial background. The fit has a χ^2 of 71.7 for 69 degrees of freedom. We obtain a raw yield of 1162 ± 101 (stat.) events and a fitted width $\sigma = 5.5 \pm 0.7$ (stat.) MeV/c^2 , which is consistent with the resolution of $6.1 \pm 0.1 \text{ MeV}/c^2$ determined from a sample of simu-

lated $\Lambda_c^+ \rightarrow \Lambda K^+$ signal events. The fitted mean value $2286.9 \pm 0.6 \text{ MeV}/c^2$ is found to be in agreement with the measured Λ_c^+ mass $2286.46 \pm 0.14 \text{ MeV}/c^2$ [1].

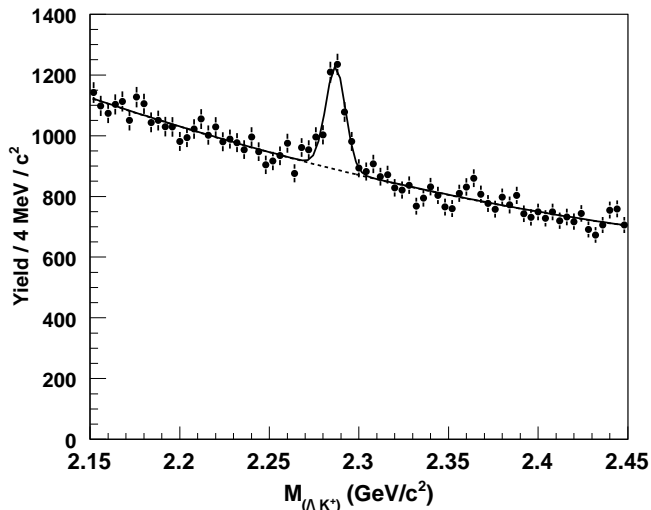


FIG. 3: The invariant mass of the ΛK^+ combinations for $x_p > 0.5$. The solid line indicates the result of the fit for the sum of the signal and background and the dashed line for the background only.

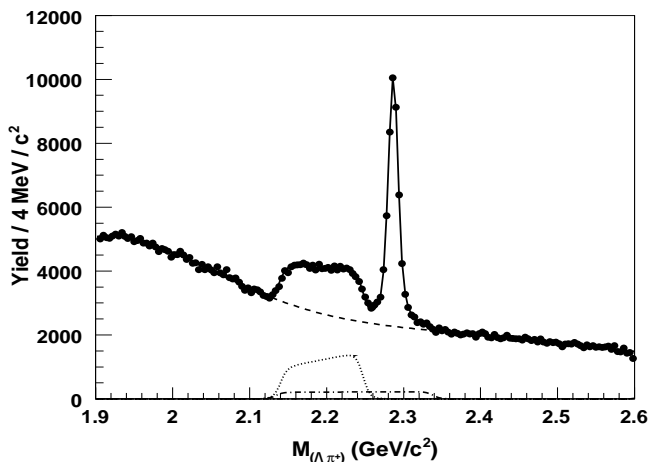


FIG. 4: The invariant mass of the $\Lambda\pi^+$ combinations for $x_p > 0.5$. The solid line indicates the result of the fit for the sum of the signal and backgrounds and the dashed line for the combinatorial background. The dotted line indicates the broad region corresponds to $\Lambda_c^+ \rightarrow \Sigma^0\pi^+$ with a missing γ and the dashed-dotted line represents the region corresponding to Ξ_c^+/Ξ_c^0 reflection with missing π^0/π^- .

For reference, we use the decay $\Lambda_c^+ \rightarrow \Lambda\pi^+$. The invariant mass distribution of $\Lambda\pi^+$ combinations is shown in Fig. 4. At mass values below the Λ_c^+ mass a broad

distribution around $2.2 \text{ GeV}/c^2$ is visible. This peak corresponds to $\Lambda_c^+ \rightarrow \Sigma^0\pi^+$ with a missing γ . Additionally, at $2.3 \text{ GeV}/c^2$ we see a shoulder, identified as the upper edge of a Ξ_c^+/Ξ_c^0 reflection with missing π^0/π^- . These shapes are established over the Λ_c^+ signal region using a large sample of $q\bar{q}$ simulated events. The distribution is fitted using the sum of two Gaussian functions with the same mean for the signal, a square wave function for each reflection, and a 7th order polynomial for combinatorial background. Because of the presence of reflections (as described above) in this decay mode, we need to use a wider window (1.9 to $2.6 \text{ GeV}/c^2$ instead of 2.15 to $2.45 \text{ GeV}/c^2$) to fit the background, and consequently a higher order polynomial to be able to reproduce the background shape over the extended range. The resultant χ^2 of the fit to the data is 233.7 for 155 degrees of freedom. The fitted distribution gives a mean value of $2286.5 \pm 0.1 \text{ MeV}/c^2$ which is in agreement with the measured Λ_c^+ mass [1]. The fitted values for the width of the core Gaussian and, for the width of the wider Gaussian are $\sigma_1 = 5.6 \pm 0.1 \text{ MeV}/c^2$ and, $\sigma_2 = 11.6 \pm 0.3 \text{ MeV}/c^2$ respectively, with $f_2 = 36\%$. We obtain a raw yield of 33543 ± 334 (stat.) events with the measured resolution $\sigma_{\text{RMS}} = 8.3 \pm 0.3$ (stat.) MeV/c^2 , which is consistent with the resolution of 8.0 ± 0.1 (stat.) MeV/c^2 measured from a sample of simulated $\Lambda_c^+ \rightarrow \Lambda\pi^+$ signal events. Using signal MC, the ratio of signal reconstruction efficiencies ϵ is found to be $\epsilon(\Lambda_c^+ \rightarrow \Lambda K^+)/\epsilon(\Lambda_c^+ \rightarrow \Lambda\pi^+) = 0.781 \pm 0.010$ (stat.). With this value we calculate:

$$\frac{\mathcal{B}(\Lambda_c^+ \rightarrow \Lambda K^+)}{\mathcal{B}(\Lambda_c^+ \rightarrow \Lambda\pi^+)} = 0.044 \pm 0.004 \text{ (stat.)} \pm 0.003 \text{ (syst.)}.$$

As a cross-check, we calculate the ratio $\mathcal{B}(\Lambda_c^+ \rightarrow \Lambda K^+)/\mathcal{B}(\Lambda_c^+ \rightarrow \Lambda\pi^+)$ in on-resonance and off-resonance data separately. The value obtained using on- and off-peak samples agree within uncertainties (the ratio of on-peak to off-peak branching ratio is: 1.04 ± 0.04). We provide a detailed description of the sources of systematic uncertainty in Sec. V.

We also use the invariant mass distribution of $\Lambda\pi^+$ as shown in Fig. 4 to extract the yield of $\Lambda_c^+ \rightarrow \Sigma^0\pi^+$ assuming a missing γ . The signal yield which is extracted from the corresponding square wave function fit is found to be: 32693 ± 324 . We generate signal MC samples of $\Lambda_c^+ \rightarrow \Sigma^0\pi^+$ with missing γ to evaluate the signal detection efficiency and to get the signal shape. The systematic uncertainty due to this is considered and is included as a part of total systematic uncertainty for this branching ratio. The relative signal reconstruction efficiency from the MC is found to be $\epsilon(\Lambda_c^+ \rightarrow \Sigma^0\pi^+)/\epsilon(\Lambda_c^+ \rightarrow \Lambda\pi^+) = 1.013 \pm 0.010$ (stat.). We measure

$$\frac{\mathcal{B}(\Lambda_c^+ \rightarrow \Sigma^0\pi^+)}{\mathcal{B}(\Lambda_c^+ \rightarrow \Lambda\pi^+)} = 0.977 \pm 0.015 \text{ (stat.)} \pm 0.051 \text{ (syst.)}.$$

We combine the reconstructed Σ^0 candidates with a K^+ to form Λ_c^+ candidates and require $x_p > 0.5$. We

improve the invariant mass resolution by about 20 % by using the variable, $M_{\Sigma^0 K^+} - M_{\Sigma^0} + M_{\Sigma^0}^{PDG}$, instead of $M_{\Sigma^0 K^+}$, where M_{Σ^0} is the reconstructed mass of the Σ^0 and $M_{\Sigma^0}^{PDG}$ is the world average for the mass of the Σ^0 [1]. This method is also used in other experiments to improve the mass resolution [3]. For demonstration purposes we also show, in Fig. 5, the $\Lambda_c^+ \rightarrow \Sigma^0 K^+$ mass distribution, where we do not replace the mass of Σ^0 by the fixed mass (PDG) value. The fit uses a Gaussian for the signal and a 3rd order polynomial to represent the background. The fitted yield is 323 ± 64 (stat.) events with measured width of $\sigma = 6.1 \pm 1.5$ MeV/ c^2 . This fit has a χ^2 of 51.8 for 49 degrees of freedom. The final fit for the invariant mass distribution of $\Sigma^0 K^+$ combinations is shown in Fig. 6. An attempt to fit the Λ_c^+ mass distribution to the sum of a single Gaussian and a 2nd order polynomial shape yields a high χ^2 of 72.4 for 50 degrees of freedom. However, if the fit is performed using a single Gaussian function for the signal and a 3rd order polynomial for combinatorial background, the resultant χ^2 is 47.8 for 49 degrees of freedom. The fit yields 366 ± 52 (stat.) events. The measured width $\sigma = 5.7 \pm 0.8$ MeV/ c^2 is consistent with the resolution $\sigma = 6.0 \pm 0.1$ MeV/ c^2 determined from a sample of simulated $\Lambda_c^+ \rightarrow \Sigma^0 K^+$ signal events. The fitted mean value 2286.0 ± 0.9 MeV/ c^2 is in agreement with the measured Λ_c^+ mass [1].

For reference, we use the Cabibbo-favored decay mode $\Lambda_c^+ \rightarrow \Sigma^0 \pi^+$. The invariant mass of the $\Sigma^0 \pi^+$ combinations is shown in Fig. 7. An attempt to fit this distribution to a sum of single Gaussian and a 2nd order polynomial gives a χ^2 of 119.9 for 54 degrees of freedom, which is not the best choice for this fit. However, the final fit uses a Gaussian function for the signal and a 3rd order polynomial for background, gives a χ^2 of 87.3 for 53 degrees of freedom. The fit yields 12490 ± 162 (stat.) events. The measured width of $\sigma = 6.7 \pm 0.1$ MeV/ c^2 is consistent with the resolution $\sigma = 7.1 \pm 0.1$ MeV/ c^2 measured in a sample of simulated $\Lambda_c^+ \rightarrow \Sigma^0 \pi^+$ signal events. The fitted mean value 2285.6 ± 0.7 MeV/ c^2 is also in agreement with the measured Λ_c^+ mass [1]. The relative reconstruction efficiency is measured to be $\epsilon(\Lambda_c^+ \rightarrow \Sigma^0 K^+)/\epsilon(\Lambda_c^+ \rightarrow \Sigma^0 \pi^+) = 0.780 \pm 0.010$ (stat.) using signal MC samples. The resulting relative branching ratio is

$$\frac{\mathcal{B}(\Lambda_c^+ \rightarrow \Sigma^0 K^+)}{\mathcal{B}(\Lambda_c^+ \rightarrow \Sigma^0 \pi^+)} = 0.038 \pm 0.005 \text{ (stat.)} \pm 0.003 \text{ (syst.)}.$$

B. Search for the decay of $\Lambda_c^+ \rightarrow \Lambda K^+ \pi^+ \pi^-$

To measure the Cabibbo-suppressed decay $\Lambda_c^+ \rightarrow \Lambda K^+ \pi^+ \pi^-$ we use the selection criteria described in Sec. III. This decay mode has multiple particles in the final state. The combinatorial background is relatively higher here than in the processes like $\Lambda_c^+ \rightarrow \Lambda \pi^+ / K^+$. The scaled momentum is restricted to $x_p > 0.6$ in order

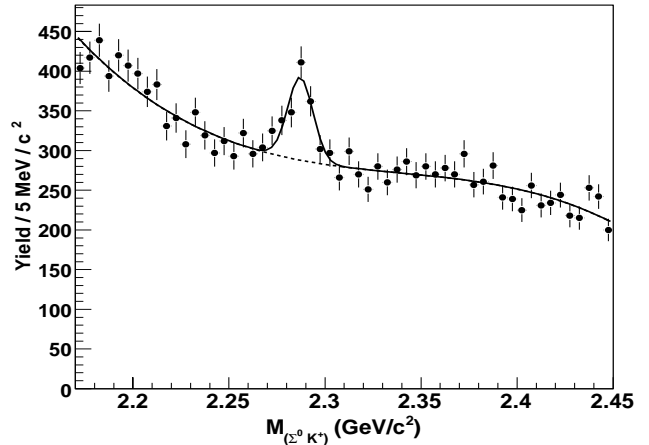


FIG. 5: The invariant mass of $\Sigma^0(\Lambda\gamma)K^+$ combinations for $x_p > 0.5$, where we do not replace the Σ^0 mass with the PDG value of the Σ^0 mass, as compared to what we have done for our final fit in Fig. 6. The solid line indicates the result of the fit for the sum of the signal and background and the dashed line for the background only.

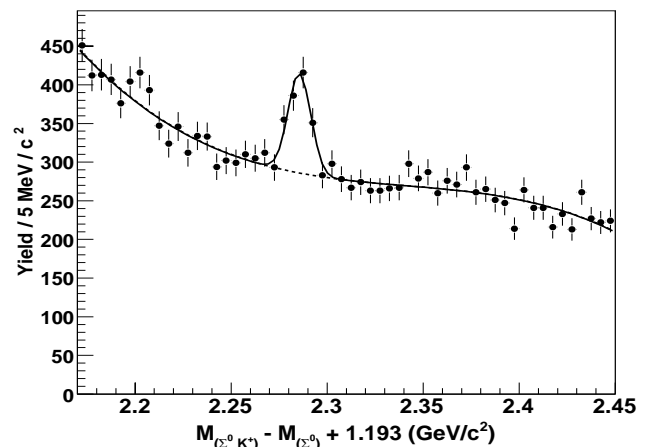


FIG. 6: The invariant mass of $\Sigma^0(\Lambda\gamma)K^+$ combinations for $x_p > 0.5$. The solid line indicates the result of the fit for the sum of the signal and background and the dashed line for the background only.

to reduce the combinatorial background. For the reference we use the $\Lambda_c^+ \rightarrow \Lambda \pi^+$ decay mode with the same scaled momentum selection, for which we obtain a raw yield of 22204 ± 257 (stat.) events.

We search for all the possible decays leading to the same final state as $\Lambda K^+ \pi^+ \pi^-$ and find that the major contributions come from the decays of $\Lambda_c^+ \rightarrow \Xi^- K^+ \pi^+$ ($\Xi^- \rightarrow \Lambda \pi^-$) and $\Lambda_c^+ \rightarrow \Lambda K_S^0 K^+$ ($K_S^0 \rightarrow \pi^+ \pi^-$). We confirmed these contributions using the MC truth matching for our continuum MC. We reconstruct a Ξ^- candi-

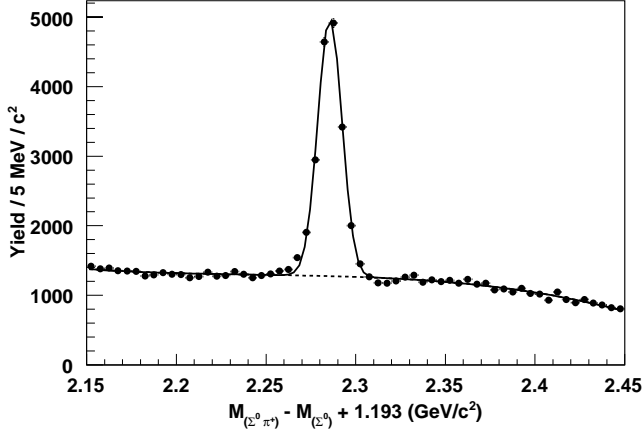


FIG. 7: The invariant mass of $\Sigma^0(\Lambda\gamma)\pi^+$ combinations for $x_p > 0.5$. The solid line indicates the result of the fit for the sum of the signal and background and the dashed line for the background only.

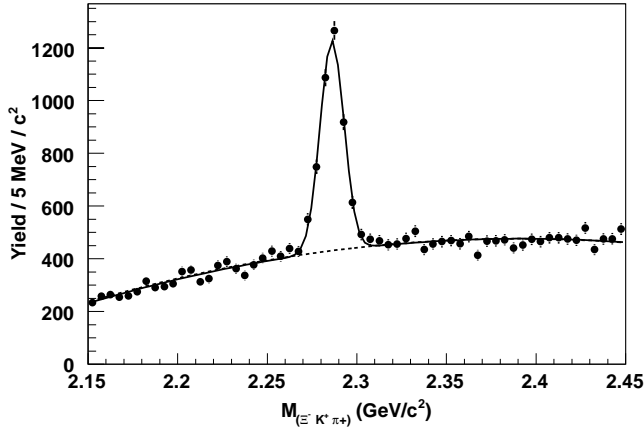


FIG. 8: Combinatorial $\Xi^-(\Lambda\pi^-)K^+\pi^+$ invariant mass distribution for $x_p > 0.6$. The solid line indicates the result of the fit for the sum of the signal and background and the dashed line for the background only.

date from a Λ candidate and a π^- track requiring an invariant mass within 15 MeV/c^2 around the nominal value $1321.3 \text{ MeV}/c^2$ [1]. The invariant mass distribution of $\Xi^-K^+\pi^+$ combinations is shown in Fig. 8. The distribution is fitted with a single Gaussian for the signal and a 2nd order polynomial for the background, with a resultant χ^2 of 67.5 for 54 degrees of freedom. We obtain a width $\sigma = 6.6 \pm 0.2 \text{ MeV}/c^2$ and a signal yield of 2665 ± 84 (stat.). The relative signal reconstruction efficiency is measured to be $\epsilon(\Lambda_c^+ \rightarrow \Xi^-K^+\pi^+)/\epsilon(\Lambda_c^+ \rightarrow \Lambda\pi^+) = 0.250 \pm 0.003$ (stat.). Accounting for the Ξ^- sub-decay branching fraction [1], the branching ratio is measured to

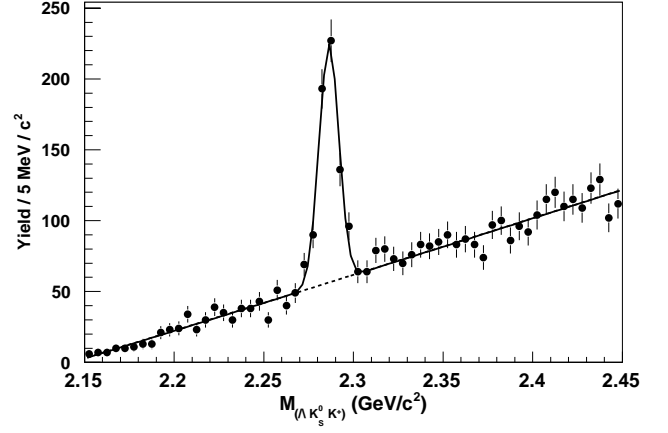


FIG. 9: Combinatorial $\Lambda K_S^0(\pi^+\pi^-)K^+$ invariant mass distribution for $x_p > 0.6$. The solid line indicates the result of the fit for the sum of the signal and background and the dashed line for the background only.

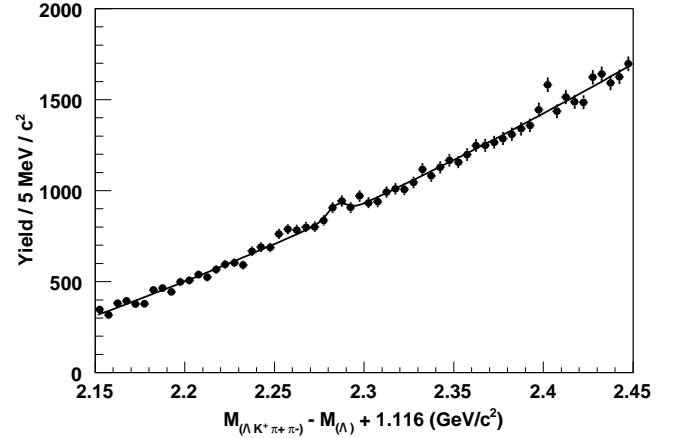


FIG. 10: The invariant mass of $\Lambda K^+\pi^+\pi^-$ combinations for $x_p > 0.6$. The solid line indicates the result of the fit for the sum of the signal and background.

be

$$\frac{\mathcal{B}(\Lambda_c^+ \rightarrow \Xi^-K^+\pi^+)}{\mathcal{B}(\Lambda_c^+ \rightarrow \Lambda\pi^+)} = 0.480 \pm 0.016(\text{stat.}) \pm 0.038(\text{syst.}).$$

We also reconstruct K_S^0 candidates formed from two tracks identified as a π^+ and a π^- with invariant mass $489 < M_{\pi\pi} < 509 \text{ MeV}/c^2$. The invariant mass distribution of $\Lambda_c^+ \rightarrow \Lambda K_S^0 K^+$ is shown in Fig. 9. The fit is performed using a single Gaussian for the Λ_c^+ signal whereas the background is described by a 2nd order polynomial function. The resultant fit has a χ^2 of 43.5 for 54 degrees of freedom. The measured width is 5.5 ± 0.4 (stat.) MeV/c^2 and a signal yield of 460 ± 30 (stat.) is obtained. Using a signal reconstruction efficiency of $\epsilon(\Lambda_c^+ \rightarrow \Lambda K_S^0 K^+)/\epsilon(\Lambda_c^+ \rightarrow \Lambda\pi^+) = 0.152 \pm 0.020$

(stat.) and accounting for the $\overline{K^0}$ ($\overline{K^0} \rightarrow K_S^0$) and K_S^0 ($K_S^0 \rightarrow \pi^+\pi^-$) sub-decay branching fractions [1], the branching ratio is measured to be

$$\frac{\mathcal{B}(\Lambda_c^+ \rightarrow \Lambda \overline{K^0} K^+)}{\mathcal{B}(\Lambda_c^+ \rightarrow \Lambda \pi^+)} = 0.395 \pm 0.026(\text{stat.}) \pm 0.036(\text{syst.}).$$

We reject the contribution from the above Cabibbo-favored decay modes by excluding the Ξ^- and K_S^0 mass windows as mentioned above. The final invariant mass distribution of $\Lambda K^+\pi^+\pi^-$ combinations is shown in Fig. 10. We fit the mass distribution using a Gaussian function for the signal and a 2nd order polynomial for the combinatorial background. We fix the width $\sigma = 5.2 \text{ MeV}/c^2$ and the mean $2285.5 \text{ MeV}/c^2$ as predicted from a sample of simulated signal events for this decay. We obtain a signal yield of 158 ± 63 (stat.) events for the $\Lambda_c^+ \rightarrow \Lambda K^+\pi^+\pi^-$ decay. The goodness for this fit shows a χ^2 of 56.6 for 56 degrees of freedom. The relative signal reconstruction efficiency is measured to be $\epsilon(\Lambda_c^+ \rightarrow \Lambda K^+\pi^+\pi^-)/\epsilon(\Lambda_c^+ \rightarrow \Lambda \pi^+) = 0.310 \pm 0.010$ (stat.). Since we do not observe a statistically significant signal for $\Lambda_c^+ \rightarrow \Lambda K^+\pi^+\pi^-$, we calculate the upper limit at 90 % confidence level (C.L.) using the Feldman and Cousins method [10] and including systematic uncertainties.

$$\frac{\mathcal{B}(\Lambda_c^+ \rightarrow \Lambda K^+\pi^+\pi^-)}{\mathcal{B}(\Lambda_c^+ \rightarrow \Lambda \pi^+)} < 4.1 \times 10^{-2} @ 90 \% \text{ C.L.}$$

C. Search for the decay of $\Lambda_c^+ \rightarrow \Sigma^0 K^+\pi^+\pi^-$

We search for the decay $\Lambda_c^+ \rightarrow \Sigma^0 K^+\pi^+\pi^-$ using the selection described in Sec. III and restricting the scaled momentum to $x_p > 0.6$. The invariant mass distribution of $\Sigma^0 K^+\pi^+\pi^-$ is shown in Fig. 11. The Λ_c^+ mass distribution is fitted using a single Gaussian function with fixed width $\sigma = 4.4 \text{ MeV}/c^2$ and mean $= 2284.7 \text{ MeV}/c^2$ (measured from a sample of simulated signal events for this decay) for the signal and a 2nd order polynomial for combinatorial background, with a χ^2 of 48.9 for 41 degrees of freedom. The fit yields 21 ± 24 (stat.) events. Using the decay mode $\Lambda_c^+ \rightarrow \Sigma^0 \pi^+$ for reference, we find a raw yield of 8848 ± 126 (stat.) events for this decay in the range $x_p > 0.6$. The relative reconstruction efficiency is determined to be $\epsilon(\Lambda_c^+ \rightarrow \Sigma^0 K^+\pi^+\pi^-)/\epsilon(\Lambda_c^+ \rightarrow \Sigma^0 \pi^+) = 0.390 \pm 0.010$ (stat.). We do not observe a statistically significant signal for $\Lambda_c^+ \rightarrow \Sigma^0 K^+\pi^+\pi^-$. We calculate the upper limit using the Feldman and Cousins method [10] and including systematic uncertainties. We find:

$$\frac{\mathcal{B}(\Lambda_c^+ \rightarrow \Sigma^0 K^+\pi^+\pi^-)}{\mathcal{B}(\Lambda_c^+ \rightarrow \Sigma^0 \pi^+)} < 2.0 \times 10^{-2} @ 90 \% \text{ C.L.}$$

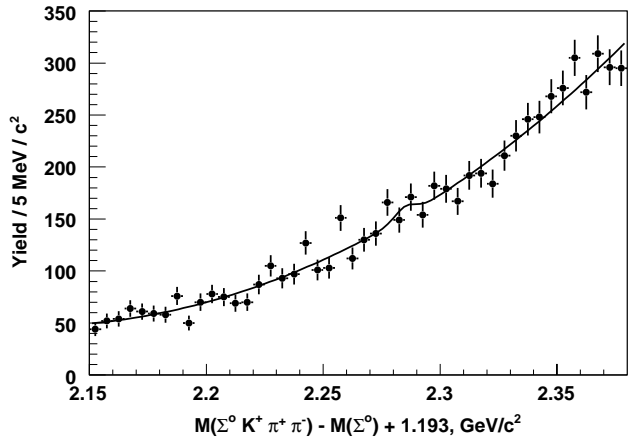


FIG. 11: The invariant mass of $\Sigma^0(\Lambda\gamma)K^+\pi^+\pi^-$ combinations for $x_p > 0.6$. The solid line indicates the result of the fit for the sum of the signal and background.

V. SYSTEMATIC STUDIES

We consider several possible sources of systematic uncertainties in our measurements, as shown in Table I. The systematic uncertainty due to limited signal MC statistics is between 1% and 3% depending on the decay mode. The systematic uncertainty due to each requirement in the candidate selection is estimated by varying the selection cuts (mass window for the resonance masses, cuts on Λ flight distance and vertex χ^2 , x_p cut). It is typically about 1% and always below 4%. For $\mathcal{B}(\Lambda_c^+ \rightarrow \Sigma^0 K^+)/\mathcal{B}(\Lambda_c^+ \rightarrow \Sigma^0 \pi^+)$, the photon spectrum is different in the signal and reference decay modes, leading to a systematic uncertainty of less than 1% obtained by changing the photon energy cut in both modes. The uncertainty due to track finding is about 2.8 % for modes with higher multiplicity than the reference decay mode. The systematic uncertainty due to a π^\pm misidentified as a K^\pm is below 1%. By studying large signal MC samples the change in detection efficiency with and without a vertex requirement for $K_S^0 \rightarrow \pi^+\pi^-$ and $\Xi^- \rightarrow \Lambda \pi^-$, we assign a systematic uncertainty due to the lack of vertexing for K_S^0 and Ξ^- to be 5% for the modes with such a particle in the final state. We use a simplistic phase space model to generate signal MC for $\Lambda_c^+ \rightarrow \Lambda K^+\pi^+\pi^-$ and $\Lambda_c^+ \rightarrow \Sigma^0 K^+\pi^+\pi^-$. We assign 5.4 % for signal MC modeling.

We also study possible biases due to our fitting procedure by varying the fitted function as described below. Conservatively, the effect of all changes to the signal yield are accounted as systematic uncertainty. For each distribution we vary the order of the polynomial background, and vary the signal width (σ) by one standard deviation. In addition, for $\Lambda_c^+ \rightarrow \Lambda \pi^+$ we vary all the parameters describing the Σ^0 and Ξ_c reflections by one standard deviation. The systematic uncertainty due to fit bias is

assigned to be 5.9 % for $\mathcal{B}(\Lambda_c^+ \rightarrow AK^+)/\mathcal{B}(\Lambda_c^+ \rightarrow A\pi^+)$, 8 % for $\mathcal{B}(\Lambda_c^+ \rightarrow \Sigma^0 K^+)/\mathcal{B}(\Lambda_c^+ \rightarrow \Sigma^0 \pi^+)$, and 4.7 % for $\mathcal{B}(\Lambda_c^+ \rightarrow AK^+\pi^+\pi^-)/\mathcal{B}(\Lambda_c^+ \rightarrow A\pi^+)$. The systematic uncertainty associated with the fitting is found to be the dominant one for the Cabibbo-suppressed decay modes. Published data [1] provide the uncertainty in the daughter branching fractions (1% - 4%)

VI. SUMMARY

We measure the branching ratio of the Cabibbo-suppressed decay $\Lambda_c^+ \rightarrow AK^+$ relative to the Cabibbo-favored decay mode $\Lambda_c^+ \rightarrow A\pi^+$ to be $0.044 \pm 0.004(\text{stat.}) \pm 0.003(\text{syst.})$, which is somewhat lower and substantially more precise than the previous measurement, $0.074 \pm 0.010(\text{stat.}) \pm 0.012(\text{syst.})$ [3]. We also report the branching ratio of the Cabibbo-suppressed decay $\Lambda_c^+ \rightarrow \Sigma^0 K^+$ relative to the Cabibbo-favored decay mode $\Lambda_c^+ \rightarrow \Sigma^0 \pi^+$ to be $0.038 \pm 0.005(\text{stat.}) \pm 0.003(\text{syst.})$. It is also lower and substantially more precise than the previous measurement, $0.056 \pm 0.014 \pm 0.003$ [3]. We also report the first searches for the Cabibbo-suppressed decays $\Lambda_c^+ \rightarrow AK^+\pi^+\pi^-$ and $\Lambda_c^+ \rightarrow \Sigma^0 K^+\pi^+\pi^-$. We do not observe statistically significant signals for these decay modes and therefore set upper limits at the 90 % C.L. The results for the Cabibbo-suppressed decays are shown in Table II. We finally report the branching ratio measurement of the Cabibbo-favored decays $\Lambda_c^+ \rightarrow \Sigma^0 \pi^+$, $\Lambda_c^+ \rightarrow \Xi^- K^+\pi^+$ and $\Lambda_c^+ \rightarrow \overline{AK^0} K^+$ relative to the Cabibbo-favored decay mode $\Lambda_c^+ \rightarrow A\pi^+$ as shown in Table III. These results represent a marked improvement on the exist-

ing numbers [1] and the results for the two body decays are also in agreement with the predictions for these modes. The expectations from the quark model [4] are $\mathcal{B}(\Lambda_c^+ \rightarrow AK^+)/\mathcal{B}(\Lambda_c^+ \rightarrow A\pi^+) = [0.039 - 0.056]$ and $\mathcal{B}(\Lambda_c^+ \rightarrow \Sigma^0 K^+)/\mathcal{B}(\Lambda_c^+ \rightarrow \Sigma^0 \pi^+) = [0.033 - 0.036]$.

Acknowledgments

We are grateful for the extraordinary contributions of our PEP-II colleagues in achieving the excellent luminosity and machine conditions that have made this work possible. The success of this project also relies critically on the expertise and dedication of the computing organizations that support BABAR. The collaborating institutions wish to thank SLAC for its support and the kind hospitality extended to them. This work is supported by the US Department of Energy and National Science Foundation, the Natural Sciences and Engineering Research Council (Canada), Institute of High Energy Physics (China), the Commissariat à l'Énergie Atomique and Institut National de Physique Nucléaire et de Physique des Particules (France), the Bundesministerium für Bildung und Forschung and Deutsche Forschungsgemeinschaft (Germany), the Istituto Nazionale di Fisica Nucleare (Italy), the Foundation for Fundamental Research on Matter (The Netherlands), the Research Council of Norway, the Ministry of Science and Technology of the Russian Federation, and the Particle Physics and Astronomy Research Council (United Kingdom). Individuals have received support from CONACyT (Mexico), the A. P. Sloan Foundation, the Research Corporation, and the Alexander von Humboldt Foundation.

[1] W.-M. Yao *et al.*, J. Phys. G **33**, 1 (2006).
[2] CLEO Collaboration, J. P. Alexander *et al.*, Phys. Rev. D **53**, R1013 (1996).
[3] Belle Collaboration, K. Abe *et al.*, Phys. Lett. B **524**, 33 (2002).
[4] T. Utpal, R. C. Verma and M. P. Khana, Phys. Rev. D **49**, 3417 (1994).
[5] J. G. Körner and M. Krämer, Z. Phys. C **55**, 659 (1992).
[6] J. G. Körner, M. Krämer and J. Willrodt, Z. Phys. C **2**,

117 (1979).
[7] BABAR Collaboration, B. Aubert *et al.*, Nucl. Instr. Methods Phys. Res., Sect. A **479**, 1 (2002).
[8] T. Sjöstrand, Comp. Phys. Comm. **82**, 74 (1994).
[9] GEANT4 Collaboration, S. Agostinelli *et al.*, Nucl. Instr. Methods Phys. Res., Sect. A **506**, 250 (2003).
[10] G. J. Feldman and R. D. Cousins, Phys. Rev. D **57**, 3873 (1998).

TABLE I: Summary of sources of systematic uncertainties (%).

Sources of uncertainty	ΛK^+	$\Lambda K^+\pi^+\pi^-$	$\Sigma^0 K^+$	$\Sigma^0 K^+\pi^+\pi^-$	$\Sigma^0 \pi^+$	$\Xi^- K^+\pi^+$	$\Lambda \bar{K}^0 K^+$
MC statistics	1.1	1.9	1.6	2.4	-	2.0	2.1
Λ_{mass}	0.6	0.1	1.2	1.2	-	1.1	0.1
P_{χ^2}	3.8	0.7	0.9	0.9	-	0.7	0.7
Λ flight	0.7	2.8	1.9	1.9	-	2.4	3.4
x_p	0.7	1.8	2.1	2.1	-	2.2	1.8
E_γ	-	-	0.9	0.9	-	-	-
Tracking	-	2.8	-	2.8	-	2.8	2.8
Vertexing(K_S^0, Ξ^-)	-	-	-	-	-	5.0	5.0
Σ^0 mass	-	-	1.3	1.3	-	-	-
Ξ^- mass	-	1.5	-	-	-	1.2	2.6
K_S^0 mass	-	0.8	-	-	-	1.0	1.9
MC Modeling	-	5.4	-	5.4	-	-	-
Fitting	5.9	4.7	8.0	5.0	5.2	1.4	4.1
$\mathcal{B}(\Xi^- \rightarrow \Lambda \pi^-)$	-	-	-	-	-	3.5	-
$\mathcal{B}(K_S^0 \rightarrow \pi^+\pi^-)$	-	-	-	-	-	-	1.0
Total Systematic	7.2	8.8	8.9	9.0	5.2	8.1	9.0

 TABLE II: Summary of signal yields, relative efficiencies and branching fraction ratios with respect to the reference mode for the Cabibbo-suppressed decays of Λ_c^+ , where the first uncertainty is statistical and second one represents the systematic uncertainty. The decay $\Lambda_c^+ \rightarrow \Lambda \pi^+$ is the reference mode for $\Lambda_c^+ \rightarrow \Lambda K^+$ and $\Lambda_c^+ \rightarrow \Lambda K^+\pi^+\pi^-$ signal decay modes. The decay $\Lambda_c^+ \rightarrow \Sigma^0 K^+$ is the reference mode for $\Lambda_c^+ \rightarrow \Sigma^0 K^+$ and $\Lambda_c^+ \rightarrow \Sigma^0 K^+\pi^+\pi^-$ signal decay modes.

Signal Mode	Signal Yield	Relative Efficiency	$\mathcal{B}_{\text{signal}} / \mathcal{B}_{\text{reference}}$
$\Lambda K^+ (x_p > 0.5)$	1162 ± 101	0.781 ± 0.010	$0.044 \pm 0.004 \pm 0.003$
$\Lambda K^+\pi^+\pi^- (x_p > 0.6)$	160 ± 62	0.310 ± 0.010	$< 4.1 \times 10^{-2}$ 90% C.L.
$\Sigma^0 K^+ (x_p > 0.5)$	366 ± 52	0.780 ± 0.010	$0.038 \pm 0.005 \pm 0.003$
$\Sigma^0 K^+\pi^+\pi^- (x_p > 0.6)$	21 ± 24	0.390 ± 0.010	$< 2.0 \times 10^{-2}$ 90% C.L.

 TABLE III: Summary of signal yields, relative efficiencies and branching fraction ratios with respect to the reference mode for the Cabibbo-favored decays of Λ_c^+ , where the first uncertainty is statistical and the second one represents the systematic uncertainty. The decay $\Lambda_c^+ \rightarrow \Lambda \pi^+$ is the reference mode for $\Lambda_c^+ \rightarrow \Sigma^0 \pi^+$, $\Lambda_c^+ \rightarrow \Xi^- K^+\pi^+$ and $\Lambda_c^+ \rightarrow \Lambda \bar{K}^0 K^+$ signal decay modes.

Signal Mode	Signal Yield	Relative Efficiency	$\mathcal{B}_{\text{signal}} / \mathcal{B}_{\text{reference}}$
$\Sigma^0 \pi^+ (x_p > 0.5)$	32693 ± 324	1.013 ± 0.010	$0.977 \pm 0.015 \pm 0.051$
$\Xi^- K^+\pi^+ (x_p > 0.6)$	2665 ± 84	0.250 ± 0.003	$0.480 \pm 0.016 \pm 0.039$
$\Lambda \bar{K}^0 K^+ (x_p > 0.6)$	460 ± 30	0.152 ± 0.020	$0.395 \pm 0.026 \pm 0.036$