

Measurement of the Ratio of Branching Fractions of Ξ_c^0 Decays to $\Xi^-\pi^+$ and to Ω^-K^+

The *BABAR* Collaboration

August 13, 2004

Abstract

We have analyzed 116 fb^{-1} of data collected by the *BABAR* detector for Ξ_c^0 production. In this paper we describe the observation of Ξ_c^0 production from $c\bar{c}$ continuum and from B decays, with the Ξ_c^0 decaying into $\Xi^-\pi^+$ and Ω^-K^+ modes. The ratio of the branching fractions of the Ξ_c^0 decays into these two final states measured in the $c\bar{c}$ continuum is:

$$\frac{\mathcal{B}(\Xi_c^0 \rightarrow \Omega^- K^+)}{\mathcal{B}(\Xi_c^0 \rightarrow \Xi^-\pi^+)} = 0.296 \pm 0.018 \text{ (stat.)} \pm 0.030 \text{ (sys.)}.$$

All results in this note are preliminary.

Submitted to the 32nd International Conference on High-Energy Physics, ICHEP 04,
16 August–22 August 2004, Beijing, China

Stanford Linear Accelerator Center, Stanford University, Stanford, CA 94309

Work supported in part by Department of Energy contract DE-AC03-76SF00515.

The BABAR Collaboration,

B. Aubert, R. Barate, D. Boutigny, F. Couderc, J.-M. Gaillard, A. Hicheur, Y. Karyotakis, J. P. Lees,
V. Tisserand, A. Zghiche

Laboratoire de Physique des Particules, F-74941 Annecy-le-Vieux, France

A. Palano, A. Pompili

Università di Bari, Dipartimento di Fisica and INFN, I-70126 Bari, Italy

J. C. Chen, N. D. Qi, G. Rong, P. Wang, Y. S. Zhu

Institute of High Energy Physics, Beijing 100039, China

G. Eigen, I. Ofte, B. Stugu

University of Bergen, Inst. of Physics, N-5007 Bergen, Norway

G. S. Abrams, A. W. Borgland, A. B. Breon, D. N. Brown, J. Button-Shafer, R. N. Cahn, E. Charles,
C. T. Day, M. S. Gill, A. V. Gritsan, Y. Groysman, R. G. Jacobsen, R. W. Kadel, J. Kadyk, L. T. Kerth,
Yu. G. Kolomensky, G. Kukartsev, G. Lynch, L. M. Mir, P. J. Oddone, T. J. Orimoto, M. Pripstein,
N. A. Roe, M. T. Ronan, V. G. Shelkov, W. A. Wenzel

Lawrence Berkeley National Laboratory and University of California, Berkeley, CA 94720, USA

M. Barrett, K. E. Ford, T. J. Harrison, A. J. Hart, C. M. Hawkes, S. E. Morgan, A. T. Watson

University of Birmingham, Birmingham, B15 2TT, United Kingdom

M. Fritsch, K. Goetzen, T. Held, H. Koch, B. Lewandowski, M. Pelizaeus, M. Steinke
Ruhr Universität Bochum, Institut für Experimentalphysik 1, D-44780 Bochum, Germany

J. T. Boyd, N. Chevalier, W. N. Cottingham, M. P. Kelly, T. E. Latham, F. F. Wilson

University of Bristol, Bristol BS8 1TL, United Kingdom

T. Cuhadar-Donszelmann, C. Hearty, N. S. Knecht, T. S. Mattison, J. A. McKenna, D. Thiessen

University of British Columbia, Vancouver, BC, Canada V6T 1Z1

A. Khan, P. Kyberd, L. Teodorescu

Brunel University, Uxbridge, Middlesex UB8 3PH, United Kingdom

A. E. Blinov, V. E. Blinov, V. P. Druzhinin, V. B. Golubev, V. N. Ivanchenko, E. A. Kravchenko,
A. P. Onuchin, S. I. Serebnyakov, Yu. I. Skovpen, E. P. Solodov, A. N. Yushkov

Budker Institute of Nuclear Physics, Novosibirsk 630090, Russia

D. Best, M. Bruinsma, M. Chao, I. Eschrich, D. Kirkby, A. J. Lankford, M. Mandelkern, R. K. Mommsen,
W. Roethel, D. P. Stoker

University of California at Irvine, Irvine, CA 92697, USA

C. Buchanan, B. L. Hartfiel

University of California at Los Angeles, Los Angeles, CA 90024, USA

S. D. Foulkes, J. W. Gary, B. C. Shen, K. Wang

University of California at Riverside, Riverside, CA 92521, USA

- D. del Re, H. K. Hadavand, E. J. Hill, D. B. MacFarlane, H. P. Paar, Sh. Rahatlou, V. Sharma
University of California at San Diego, La Jolla, CA 92093, USA
- J. W. Berryhill, C. Campagnari, B. Dahmes, O. Long, A. Lu, M. A. Mazur, J. D. Richman, W. Verkerke
University of California at Santa Barbara, Santa Barbara, CA 93106, USA
- T. W. Beck, A. M. Eisner, C. A. Heusch, J. Kroseberg, W. S. Lockman, G. Nesom, T. Schalk,
B. A. Schumm, A. Seiden, P. Spradlin, D. C. Williams, M. G. Wilson
University of California at Santa Cruz, Institute for Particle Physics, Santa Cruz, CA 95064, USA
- J. Albert, E. Chen, G. P. Dubois-Felsmann, A. Dvoretzki, D. G. Hitlin, I. Narsky, T. Piatenko,
F. C. Porter, A. Ryd, A. Samuel, S. Yang
California Institute of Technology, Pasadena, CA 91125, USA
- S. Jayatileke, G. Mancinelli, B. T. Meadows, M. D. Sokoloff
University of Cincinnati, Cincinnati, OH 45221, USA
- T. Abe, F. Blanc, P. Bloom, S. Chen, W. T. Ford, U. Nauenberg, A. Olivas, P. Rankin, J. G. Smith,
J. Zhang, L. Zhang
University of Colorado, Boulder, CO 80309, USA
- A. Chen, J. L. Harton, A. Soffer, W. H. Toki, R. J. Wilson, Q. Zeng
Colorado State University, Fort Collins, CO 80523, USA
- D. Altenburg, T. Brandt, J. Brose, M. Dickopp, E. Feltresi, A. Hauke, H. M. Lacker, R. Müller-Pfefferkorn,
R. Nogowski, S. Otto, A. Petzold, J. Schubert, K. R. Schubert, R. Schwierz, B. Spaan, J. E. Sundermann
Technische Universität Dresden, Institut für Kern- und Teilchenphysik, D-01062 Dresden, Germany
- D. Bernard, G. R. Bonneaud, F. Brochard, P. Grenier, S. Schrenk, Ch. Thiebaux, G. Vasileiadis, M. Verderi
Ecole Polytechnique, LLR, F-91128 Palaiseau, France
- D. J. Bard, P. J. Clark, D. Lavin, F. Muheim, S. Playfer, Y. Xie
University of Edinburgh, Edinburgh EH9 3JZ, United Kingdom
- M. Andreotti, V. Azzolini, D. Bettoni, C. Bozzi, R. Calabrese, G. Cibinetto, E. Luppi, M. Negrini,
L. Piemontese, A. Sarti
Università di Ferrara, Dipartimento di Fisica and INFN, I-44100 Ferrara, Italy
- E. Treadwell
Florida A&M University, Tallahassee, FL 32307, USA
- F. Anulli, R. Baldini-Ferrolì, A. Calcaterra, R. de Sangro, G. Finocchiaro, P. Patteri, I. M. Peruzzi,
M. Piccolo, A. Zallo
Laboratori Nazionali di Frascati dell'INFN, I-00044 Frascati, Italy
- A. Buzzo, R. Capra, R. Contri, G. Crosetti, M. Lo Vetere, M. Macri, M. R. Monge, S. Passaggio,
C. Patrignani, E. Robutti, A. Santroni, S. Tosi
Università di Genova, Dipartimento di Fisica and INFN, I-16146 Genova, Italy
- S. Bailey, G. Brandenburg, K. S. Chaisanguanthum, M. Morii, E. Won
Harvard University, Cambridge, MA 02138, USA

R. S. Dubitzky, U. Langenegger

Universität Heidelberg, Physikalisches Institut, Philosophenweg 12, D-69120 Heidelberg, Germany

W. Bhimji, D. A. Bowerman, P. D. Dauncey, U. Egede, J. R. Gaillard, G. W. Morton, J. A. Nash,
M. B. Nikolich, G. P. Taylor

Imperial College London, London, SW7 2AZ, United Kingdom

M. J. Charles, G. J. Grenier, U. Mallik

University of Iowa, Iowa City, IA 52242, USA

J. Cochran, H. B. Crawley, J. Lamsa, W. T. Meyer, S. Prell, E. I. Rosenberg, A. E. Rubin, J. Yi

Iowa State University, Ames, IA 50011-3160, USA

M. Biasini, R. Covarelli, M. Pioppi

Università di Perugia, Dipartimento di Fisica and INFN, I-06100 Perugia, Italy

M. Davier, X. Giroux, G. Grosdidier, A. Höcker, S. Laplace, F. Le Diberder, V. Lepeltier, A. M. Lutz,
T. C. Petersen, S. Plaszczynski, M. H. Schune, L. Tantot, G. Wormser

Laboratoire de l'Accélérateur Linéaire, F-91898 Orsay, France

C. H. Cheng, D. J. Lange, M. C. Simani, D. M. Wright

Lawrence Livermore National Laboratory, Livermore, CA 94550, USA

A. J. Bevan, C. A. Chavez, J. P. Coleman, I. J. Forster, J. R. Fry, E. Gabathuler, R. Gamet,
D. E. Hutchcroft, R. J. Parry, D. J. Payne, R. J. Sloane, C. Touramanis

University of Liverpool, Liverpool L69 7ZE, United Kingdom

J. J. Back,¹ C. M. Cormack, P. F. Harrison,¹ F. Di Lodovico, G. B. Mohanty¹

Queen Mary, University of London, E1 4NS, United Kingdom

C. L. Brown, G. Cowan, R. L. Flack, H. U. Flaecher, M. G. Green, P. S. Jackson, T. R. McMahon,
S. Ricciardi, F. Salvatore, M. A. Winter

*University of London, Royal Holloway and Bedford New College, Egham, Surrey TW20 0EX,
United Kingdom*

D. Brown, C. L. Davis

University of Louisville, Louisville, KY 40292, USA

J. Allison, N. R. Barlow, R. J. Barlow, P. A. Hart, M. C. Hodgkinson, G. D. Lafferty, A. J. Lyon,
J. C. Williams

University of Manchester, Manchester M13 9PL, United Kingdom

A. Farbin, W. D. Hulsbergen, A. Jawahery, D. Kovalskyi, C. K. Lae, V. Lillard, D. A. Roberts

University of Maryland, College Park, MD 20742, USA

G. Blaylock, C. Dallapiccola, K. T. Flood, S. S. Hertzbach, R. Kofler, V. B. Koptchev, T. B. Moore,
S. Saremi, H. Staengle, S. Willocq

University of Massachusetts, Amherst, MA 01003, USA

¹Now at Department of Physics, University of Warwick, Coventry, United Kingdom

R. Cowan, G. Sciolla, S. J. Sekula, F. Taylor, R. K. Yamamoto
Massachusetts Institute of Technology, Laboratory for Nuclear Science, Cambridge, MA 02139, USA

D. J. J. Mangeol, P. M. Patel, S. H. Robertson
McGill University, Montréal, QC, Canada H3A 2T8

A. Lazzaro, V. Lombardo, F. Palombo
Università di Milano, Dipartimento di Fisica and INFN, I-20133 Milano, Italy

J. M. Bauer, L. Cremaldi, V. Eschenburg, R. Godang, R. Kroeger, J. Reidy, D. A. Sanders, D. J. Summers,
H. W. Zhao
University of Mississippi, University, MS 38677, USA

S. Brunet, D. Côté, P. Taras
Université de Montréal, Laboratoire René J. A. Lévesque, Montréal, QC, Canada H3C 3J7

H. Nicholson
Mount Holyoke College, South Hadley, MA 01075, USA

N. Cavallo,² F. Fabozzi,² C. Gatto, L. Lista, D. Monorchio, P. Paolucci, D. Piccolo, C. Sciacca
Università di Napoli Federico II, Dipartimento di Scienze Fisiche and INFN, I-80126, Napoli, Italy

M. Baak, H. Bulten, G. Raven, H. L. Snoek, L. Wilden
*NIKHEF, National Institute for Nuclear Physics and High Energy Physics, NL-1009 DB Amsterdam,
The Netherlands*

C. P. Jessop, J. M. LoSecco
University of Notre Dame, Notre Dame, IN 46556, USA

T. Allmendinger, K. K. Gan, K. Honscheid, D. Hufnagel, H. Kagan, R. Kass, T. Pulliam, A. M. Rahimi,
R. Ter-Antonyan, Q. K. Wong
Ohio State University, Columbus, OH 43210, USA

J. Brau, R. Frey, O. Igonkina, C. T. Potter, N. B. Sinev, D. Strom, E. Torrence
University of Oregon, Eugene, OR 97403, USA

F. Colecchia, A. Dorigo, F. Galeazzi, M. Margoni, M. Morandin, M. Posocco, M. Rotondo, F. Simonetto,
R. Stroili, G. Tiozzo, C. Voci
Università di Padova, Dipartimento di Fisica and INFN, I-35131 Padova, Italy

M. Benayoun, H. Briand, J. Chauveau, P. David, Ch. de la Vaissière, L. Del Buono, O. Hamon,
M. J. J. John, Ph. Leruste, J. Malcles, J. Ocariz, M. Pivk, L. Roos, S. T'Jampens, G. Therin
*Universités Paris VI et VII, Laboratoire de Physique Nucléaire et de Hautes Energies, F-75252 Paris,
France*

P. F. Manfredi, V. Re
Università di Pavia, Dipartimento di Elettronica and INFN, I-27100 Pavia, Italy

²Also with Università della Basilicata, Potenza, Italy

P. K. Behera, L. Gladney, Q. H. Guo, J. Panetta
University of Pennsylvania, Philadelphia, PA 19104, USA

C. Angelini, G. Batignani, S. Bettarini, M. Bondioli, F. Bucci, G. Calderini, M. Carpinelli, F. Forti,
M. A. Giorgi, A. Lusiani, G. Marchiori, F. Martinez-Vidal,³ M. Morganti, N. Neri, E. Paoloni, M. Rama,
G. Rizzo, F. Sandrelli, J. Walsh
Università di Pisa, Dipartimento di Fisica, Scuola Normale Superiore and INFN, I-56127 Pisa, Italy

M. Haire, D. Judd, K. Paick, D. E. Wagoner
Prairie View A&M University, Prairie View, TX 77446, USA

N. Danielson, P. Elmer, Y. P. Lau, C. Lu, V. Miftakov, J. Olsen, A. J. S. Smith, A. V. Telnov
Princeton University, Princeton, NJ 08544, USA

F. Bellini, G. Cavoto,⁴ R. Faccini, F. Ferrarotto, F. Ferroni, M. Gaspero, L. Li Gioi, M. A. Mazzoni,
S. Morganti, M. Pierini, G. Piredda, F. Safai Tehrani, C. Voena
Università di Roma La Sapienza, Dipartimento di Fisica and INFN, I-00185 Roma, Italy

S. Christ, G. Wagner, R. Waldi
Universität Rostock, D-18051 Rostock, Germany

T. Adye, N. De Groot, B. Franek, N. I. Geddes, G. P. Gopal, E. O. Olaiya
Rutherford Appleton Laboratory, Chilton, Didcot, Oxon, OX11 0QX, United Kingdom

R. Aleksan, S. Emery, A. Gaidot, S. F. Ganzhur, P.-F. Giraud, G. Hamel de Monchenault, W. Kozanecki,
M. Legendre, G. W. London, B. Mayer, G. Schott, G. Vasseur, Ch. Yèche, M. Zito
DSM/Daphnia, CEA/Saclay, F-91191 Gif-sur-Yvette, France

M. V. Purohit, A. W. Weidemann, J. R. Wilson, F. X. Yumiceva
University of South Carolina, Columbia, SC 29208, USA

D. Aston, R. Bartoldus, N. Berger, A. M. Boyarski, O. L. Buchmueller, R. Claus, M. R. Convery,
M. Cristinziani, G. De Nardo, D. Dong, J. Dorfan, D. Dujmic, W. Dunwoodie, E. E. Elsen, S. Fan,
R. C. Field, T. Glanzman, S. J. Gowdy, T. Hadig, V. Halyo, C. Hast, T. Hryn'ova, W. R. Innes,
M. H. Kelsey, P. Kim, M. L. Kocian, D. W. G. S. Leith, J. Libby, S. Luitz, V. Luth, H. L. Lynch,
H. Marsiske, R. Messner, D. R. Muller, C. P. O'Grady, V. E. Ozcan, A. Perazzo, M. Perl, S. Petrak,
B. N. Ratcliff, A. Roodman, A. A. Salnikov, R. H. Schindler, J. Schwiening, G. Simi, A. Snyder, A. Soha,
J. Stelzer, D. Su, M. K. Sullivan, J. Va'vra, S. R. Wagner, M. Weaver, A. J. R. Weinstein,
W. J. Wisniewski, M. Wittgen, D. H. Wright, A. K. Yarritu, C. C. Young
Stanford Linear Accelerator Center, Stanford, CA 94309, USA

P. R. Burchat, A. J. Edwards, T. I. Meyer, B. A. Petersen, C. Roat
Stanford University, Stanford, CA 94305-4060, USA

S. Ahmed, M. S. Alam, J. A. Ernst, M. A. Saeed, M. Saleem, F. R. Wappler
State University of New York, Albany, NY 12222, USA

³Also with IFIC, Instituto de Física Corpuscular, CSIC-Universidad de Valencia, Valencia, Spain

⁴Also with Princeton University, Princeton, USA

W. Bugg, M. Krishnamurthy, S. M. Spanier
University of Tennessee, Knoxville, TN 37996, USA

R. Eckmann, H. Kim, J. L. Ritchie, A. Satpathy, R. F. Schwitters
University of Texas at Austin, Austin, TX 78712, USA

J. M. Izen, I. Kitayama, X. C. Lou, S. Ye
University of Texas at Dallas, Richardson, TX 75083, USA

F. Bianchi, M. Bona, F. Gallo, D. Gamba
Università di Torino, Dipartimento di Fisica Sperimentale and INFN, I-10125 Torino, Italy

L. Bosisio, C. Cartaro, F. Cossutti, G. Della Ricca, S. Dittongo, S. Grancagnolo, L. Lanceri, P. Poropat,⁵
L. Vitale, G. Vuagnin
Università di Trieste, Dipartimento di Fisica and INFN, I-34127 Trieste, Italy

R. S. Panvini
Vanderbilt University, Nashville, TN 37235, USA

Sw. Banerjee, C. M. Brown, D. Fortin, P. D. Jackson, R. Kowalewski, J. M. Roney, R. J. Sobie
University of Victoria, Victoria, BC, Canada V8W 3P6

H. R. Band, B. Cheng, S. Dasu, M. Datta, A. M. Eichenbaum, M. Graham, J. J. Hollar, J. R. Johnson,
P. E. Kutter, H. Li, R. Liu, A. Mihalyi, A. K. Mohapatra, Y. Pan, R. Prepost, P. Tan, J. H. von
Wimmersperg-Toeller, J. Wu, S. L. Wu, Z. Yu
University of Wisconsin, Madison, WI 53706, USA

M. G. Greene, H. Neal
Yale University, New Haven, CT 06511, USA

⁵Deceased

1 INTRODUCTION

Little is known about charmed baryons today even though decades have passed since the discovery of charm. The high-luminosity B -factories present excellent opportunities to study the production and decay of charmed baryons with high precision.

We present the observation of the Ξ_c^0 (csd)⁶ charmed baryon in two decay modes:

$$\begin{aligned}\Xi_c^0 &\rightarrow \Omega^- K^+ \\ \Xi_c^0 &\rightarrow \Xi^- \pi^+.\end{aligned}$$

The ratio of branching fractions of these decay modes has been predicted to be approximately 0.32 [1] using a spectator quark model calculation. This figure has a substantial theoretical uncertainty. It has been measured previously by the CLEO collaboration; their result was consistent with this prediction but had a large statistical uncertainty [2].

We measure the ratio of the branching fractions of $\Xi_c^0 \rightarrow \Omega^- K^+$ and $\Xi_c^0 \rightarrow \Xi^- \pi^+$ from the continuum production of $e^+e^- \rightarrow c\bar{c}$, where the hyperons are reconstructed through the following decays:

$$\begin{aligned}\Xi^- &\rightarrow \Lambda \pi^- \\ \Omega^- &\rightarrow \Lambda K^- \\ \Lambda &\rightarrow p \pi^-.\end{aligned}$$

Since the two final states are topologically similar, quite a few systematic uncertainties cancel in the ratio of the branching fractions. We also observe signals for $\Upsilon(4S) \rightarrow B\bar{B} \rightarrow \Xi_c^0 + X$ in both final states, where X represents the rest of the event. Although copious production of Ξ_c^0 and Ξ_c^+ in B decays has been predicted [3], this process has been observed previously only by CLEO, with a significance of approximately 3σ in the $\Xi_c^0 \rightarrow \Xi^- \pi^+$ decay mode and approximately 4σ in a related Ξ_c^+ decay mode [4].

2 THE *BABAR* DETECTOR AND DATASET

The data for this analysis are collected with the *BABAR* detector at the PEP-II asymmetric e^+e^- collider; a total integrated luminosity of 116 fb^{-1} is used. A five-layer silicon vertex detector (SVT) and a 40-layer drift chamber (DCH) form the tracking system. The drift chamber is surrounded by the DIRC, a detector of internally reflected Cherenkov light, which provides additional charged particle identification (PID). These are enclosed in a CsI(Tl) electromagnetic calorimeter (EMC). The detector assembly is embedded in a 1.5 T superconducting magnet. Further details of the *BABAR* detector are given elsewhere [5].

The data collected are processed through the standard *BABAR* reconstruction software. In the present analysis, we use an integrated luminosity of 105.4 fb^{-1} collected at the $\Upsilon(4S)$ resonance, and 10.7 fb^{-1} collected below the $\Upsilon(4S)$ threshold. We refer to these as the on-peak and the off-peak data samples, respectively.

⁶All channels imply the charge conjugates as well, unless otherwise specified.

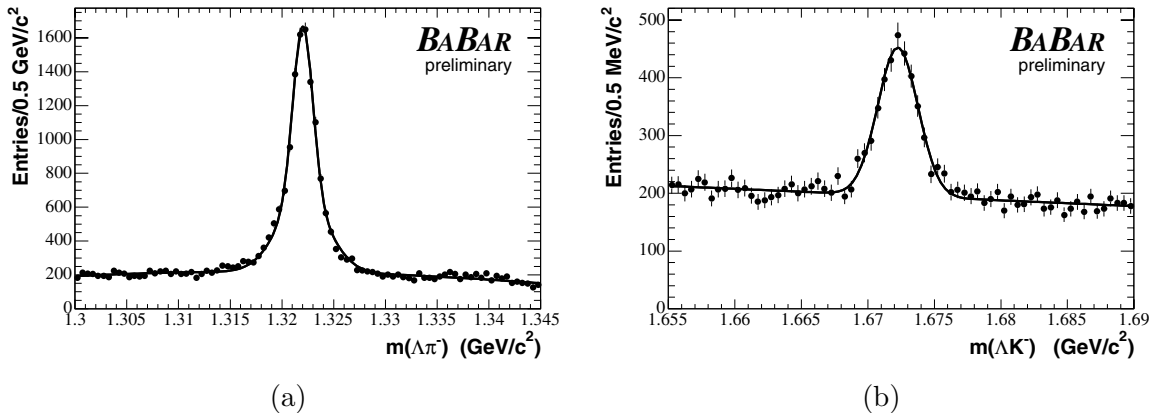


Figure 1: Invariant masses of reconstructed and preselected (a) Ξ^- and (b) Ω^- candidates from subsamples of data.

3 ANALYSIS METHOD

The two decay modes $\Omega^- \rightarrow \Lambda K^-$ and $\Xi^- \rightarrow \Lambda \pi^-$ are topologically similar. The hyperons involved are long-lived. The Ξ_c^0 decays close to the production vertex: $c\tau = 34_{-2}^{+4} \mu\text{m}$ [6].

3.1 Selection of Events

The Ξ_c^0 reconstruction takes place in three stages:

- pre-selection of events containing a Λ ,
- pre-selection of events containing either Ξ^- or Ω^- from the Λ sample, and
- construction of Ξ_c^0 candidates.

The Λ is reconstructed by identifying a proton and combining it with an oppositely charged track. Λ candidates within a 3σ (σ is the fitted mass resolution) range of the central value are then used for reconstruction of Ξ^- and Ω^- by vertexing it with a negatively charged track; and the Λ mass is constrained at the nominal value [6]. For Ω^- reconstruction, the K^- is required to be identified as a kaon.

To improve signal-to-noise ratio, a minimum decay distance of 2.5 mm between the primary vertex and the Ξ^- decay vertex in the plane perpendicular to the beam direction is required; for the Ω^- , the required distance is 1.5 mm. In addition, the “signed” flight distance⁷ between the Λ and the Ω^- decay vertex is required to be at least 3 mm.

Figures 1 (a) and (b) show invariant mass distributions of $\Lambda\pi^-$ and ΛK^- respectively, from subsamples of the data. Superimposed on the plots are fits to a double Gaussian (single Gaussian) for the Ξ^- (Ω^-) together with a linear background. The fitted masses and resolutions of data and Monte Carlo are consistent within known systematic effects.

⁷A “signed” flight length is where the displacement and the momentum vector of the particle are required to be less than 90° apart, i.e., $\mathbf{p} \cdot \mathbf{r} > 0$, where \mathbf{r} denotes the distance from the production point to the decay point of particle X in the xy-plane.

Table 1: Fit results for Ξ_c^0 .

| Yield in | $\Xi^- \pi^+$ | $\Omega^- K^+$ |
|---|--|--|
| On-peak Data | 7614 ± 545 | 906 ± 54 |
| Off-peak Data | 450 ± 39 | 78 ± 10 |
| On- and off-peak Data, $p^* > 1.8$ GeV/c, in $\cos \theta^*$ range: | 4058 ± 319 ($-0.8 \leq \cos \theta^* \leq 0.8$) | 655 ± 43 ($-0.8 \leq \cos \theta^* \leq 0.6$) |

3.2 Ξ_c^0 Reconstruction

The selection criteria are finalized using subsamples of the data as a precaution against selection bias. The subsamples used are of size 20 fb^{-1} and 40 fb^{-1} for the $\Xi^- \pi^+$ and $\Omega^- K^+$ modes respectively. The final results are obtained using the entire 116 fb^{-1} sample, including these subsamples. In each case a 3σ mass range around the central value is used.

Each resulting Ξ^- candidate is then vertexed with an oppositely charged pion for the $\Xi^- \pi^+$ final state. Likewise, each Ω^- candidate is vertexed with a positively charged track identified as a kaon for the $\Omega^- K^+$ final state. The resulting invariant mass distributions for the Ξ_c^0 candidates from the on-peak data sample are shown in Figures 2 (a) and (b) for $\Xi^- \pi^+$ and $\Omega^- K^+$ combinations, respectively. The mass distributions from the off-peak data sample are shown in Figures 2 (c) and (d) again for $\Xi^- \pi^+$ and $\Omega^- K^+$ combinations, respectively. A clear Ξ_c^0 peak is evident in all four spectra. The fitted distributions are superimposed on the plots. In each case we use a single Gaussian shape on a linear background, except for (b) in which a much better fit is obtained by using a double Gaussian shape on a linear background. The fit results are listed in Table 1.

3.3 Simulation

Events corresponding to the $e^+ e^- \rightarrow c\bar{c} \rightarrow \Xi_c^0 + X$ process are generated, with the Ξ_c^0 decays into the two desired decay modes. PYTHIA [7] is used for the $c\bar{c}$ fragmentation and GEANT4 [8] is used to simulate the detector response. These events are then reconstructed and the selection criteria applied. Samples of 90,000 events for the $\Xi^- \pi^+$ final state and 60,000 events for the $\Omega^- K^+$ final state are generated. To investigate possible background contributions, generic $e^+ e^- \rightarrow q\bar{q} \{u, d, s, c\}$ continuum Monte Carlo events are processed through the complete analysis program sequence. The $e^+ e^- \rightarrow c\bar{c}$ sample corresponds to an integrated luminosity of 64 fb^{-1} , and the combined $u\bar{u}, d\bar{d}, s\bar{s}$ sample corresponds to 33 fb^{-1} . In addition, 22,000 events are generated according to $\Upsilon(4S) \rightarrow B\bar{B} \rightarrow \Xi_c^0 + X$, and processed through the complete analysis chain.

3.4 Background Contributions

We analyze the generic $c\bar{c}$ Monte Carlo events. No evidence of a peaking background is observed. The distribution of the background events can be fitted with a linear shape in the $\Xi^- \pi^+$ channel. For the $\Omega^- K^+$ channel, the distribution of the reconstructed events is flat. The events from generic $u\bar{u}, d\bar{d}, s\bar{s}$ Monte Carlo do not show any peaking either.

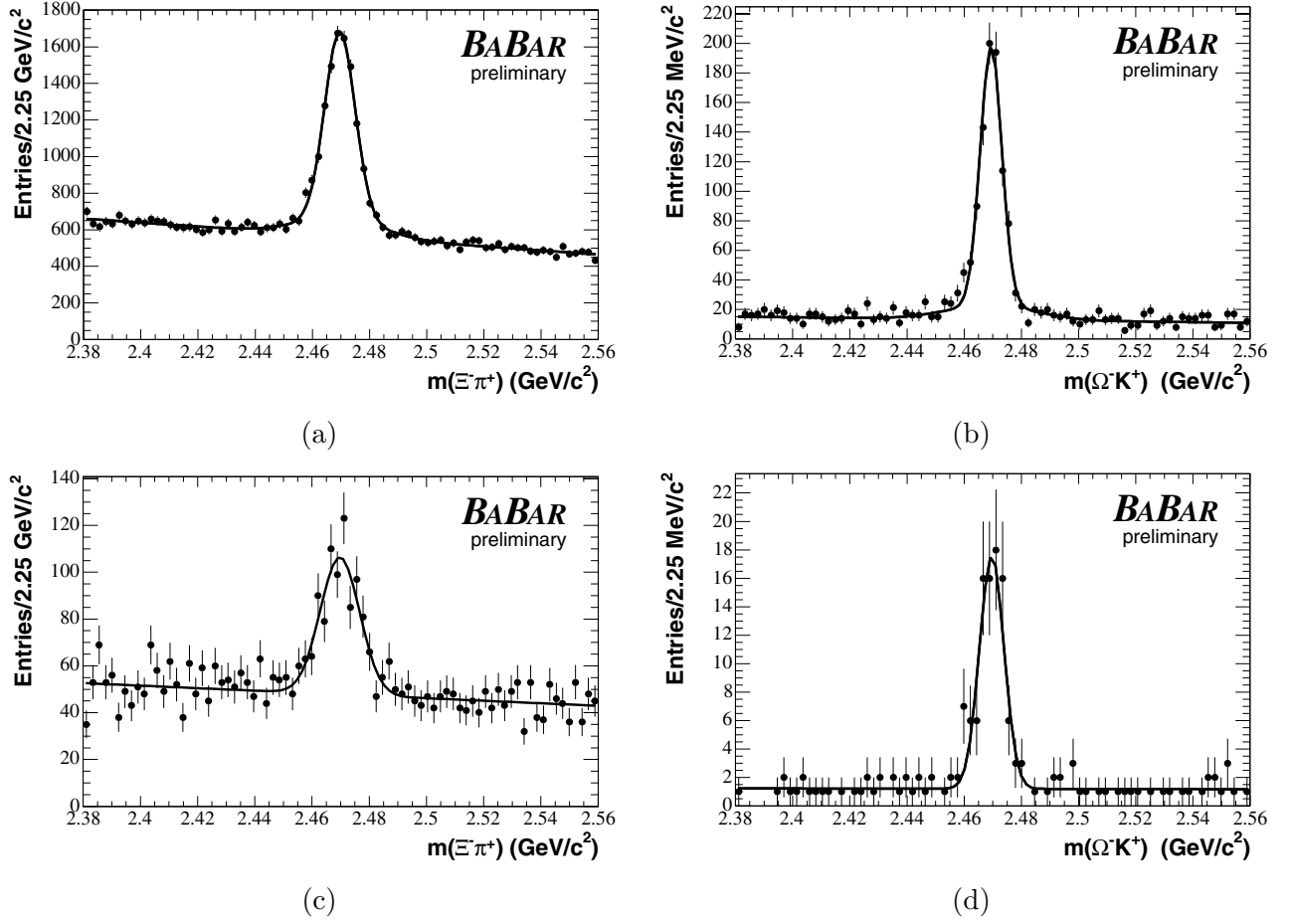


Figure 2: The invariant mass distributions for Ξ_c^0 candidates, shown for (a) $\Xi^- \pi^+$ in on-peak data, (b) $\Omega^- K^+$ in on-peak data, (c) $\Xi^- \pi^+$ in off-peak data, and (d) $\Omega^- K^+$ in off-peak data.

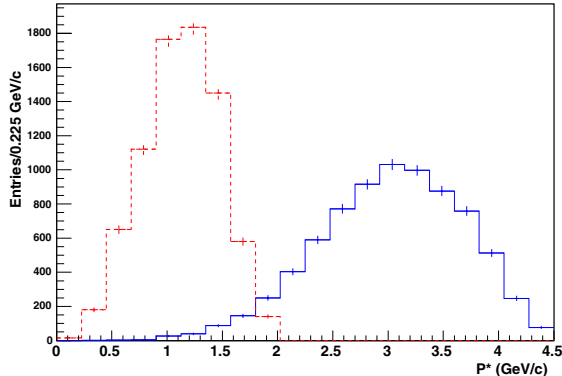


Figure 3: p^* distributions from reconstructed Ξ_c^0 in Monte Carlo. The dashed red line shows Ξ_c^0 produced in B decays, and the solid blue line shows $c\bar{c}$ production of Ξ_c^0 . Normalizations are arbitrary. No background is present.

3.5 Ξ_c^0 Production from $c\bar{c}$ Continuum and from $\Upsilon(4S) \rightarrow B\bar{B} \rightarrow \Xi_c^0 + X$

The $B \rightarrow \Xi_c^0 + X$ Monte Carlo events are instructive in separating the Ξ_c^0 contribution originating from B decays from those originating from the $c\bar{c}$ continuum production. Figure 3 shows the distribution of the momentum of the reconstructed Ξ_c^0 's in the center-of-mass frame (p^*) from the Monte Carlo⁸. These are also “truth-matched”, i.e., where the reconstructed information matches the generated information.

The dashed red line shows the p^* distribution of Ξ_c^0 's originating from B decays and the solid blue line shows that from $c\bar{c}$ continuum. The normalizations in this figure are arbitrary. The p^* distribution from B decays does not extend beyond 2 GeV/c, purely from kinematics, whereas the distribution from the continuum peaks at much higher p^* values.

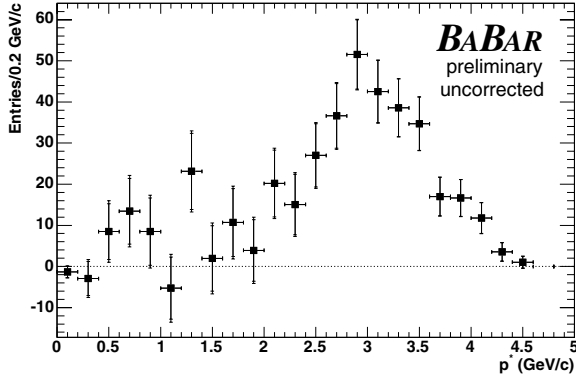
The p^* distributions from the Ξ_c^0 signal regions for the off-peak data are shown without any efficiency correction in Figures 4 (a) and (b), for the $\Xi^- \pi^+$ and the $\Omega^- K^+$ final states, respectively. These data are collected below $b\bar{b}$ production threshold, and therefore represent Ξ_c^0 production from continuum only. The background under the Ξ_c^0 signal in the data is estimated from the sidebands in the reconstructed Ξ_c^0 mass spectrum and then removed. These p^* distributions, peaked around 3 GeV/c, clearly indicate Ξ_c^0 production from $c\bar{c}$ continuum.

Figures 5 (a) and (b) show the p^* distribution in on-peak data from the Ξ_c^0 candidates in the $\Xi^- \pi^+$ and $\Omega^- K^+$ final states, respectively, after background subtraction, again without any efficiency correction. The peaks below 1.5 GeV/c in both plots clearly represent Ξ_c^0 production from B decays, as evident from Figures 3 and 4.

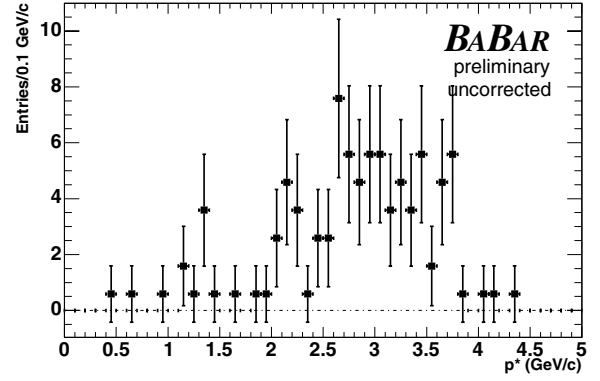
3.6 Analysis and Efficiency Correction for $c\bar{c} \rightarrow \Xi_c^0 + X$

For further analysis the on- and off-peak data samples are combined; to isolate the $c\bar{c}$ production of Ξ_c^0 , events with $p^* > 1.8$ GeV/c are selected. In order to avoid large fluctuations from the edges of the phase-space and detector acceptance effects, we also require $-0.8 \leq \cos \theta^* \leq 0.8$ for the $\Xi^- \pi^+$

⁸The decay of the B into Ξ_c^0 is modelled using PYTHIA [7] fragmentation.

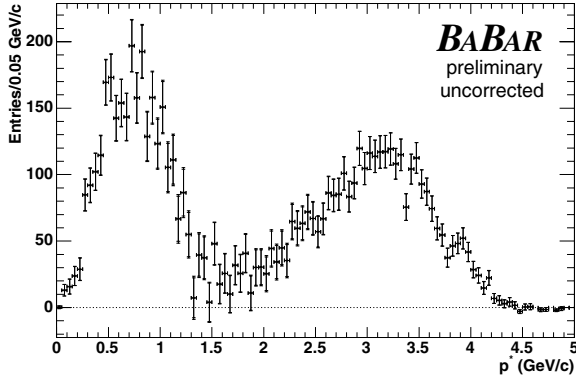


(a)

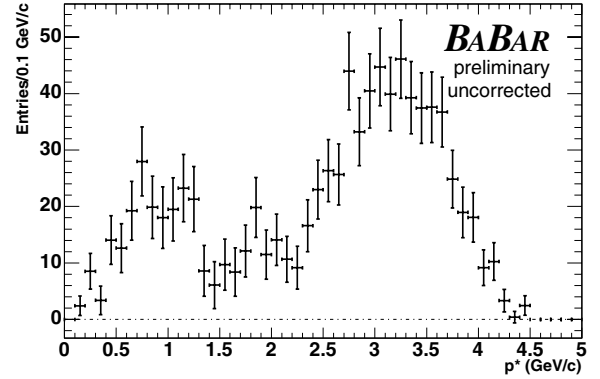


(b)

Figure 4: Sideband-subtracted p^* distribution of reconstructed Ξ_c^0 candidates in off-peak data without efficiency correction in (a) $\Xi^-\pi^+$ and (b) Ω^-K^+ mode. Most of the signal is produced at higher p^* as expected.



(a)



(b)

Figure 5: Sideband-subtracted p^* distribution from Ξ_c^0 candidates in on-peak data without efficiency correction in (a) $\Xi^-\pi^+$ and (b) Ω^-K^+ mode. The lower peak below $p^* < 1.5$ GeV/c is primarily from the Ξ_c^0 production from B decays as evident from Figure 3 and Figure 4.

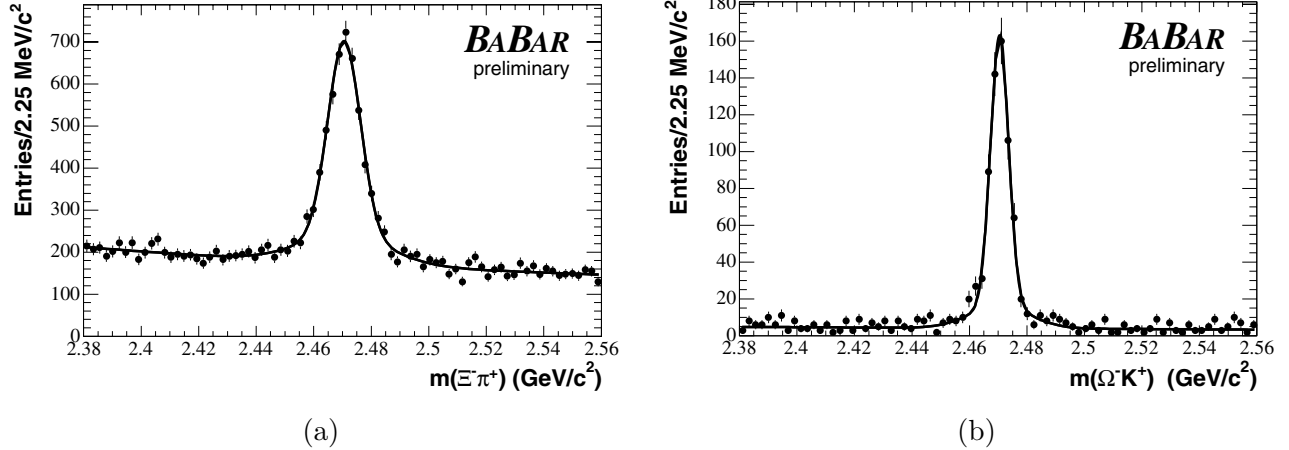


Figure 6: Invariant mass spectra for Ξ_c^0 with $p^* > 1.8$ GeV/c from (a) $\Xi^- \pi^+$ final state with $-0.8 \leq \cos \theta^* \leq 0.8$, and (b) $\Omega^- K^+$ final state with $-0.8 \leq \cos \theta^* \leq 0.6$ using on- and off-peak data. Both spectra are fitted with a double Gaussian for signal and a linear background shape.

mode and $-0.8 \leq \cos \theta^* \leq 0.6$ the for $\Omega^- K^+$ mode, where θ^* is the polar angle of the Ξ_c^0 candidate with respect to the collision axis in the center-of-mass frame.

Figures 6 (a) and (b) show the Ξ_c^0 invariant mass spectra in these $\cos \theta^*$ ranges with $p^* > 1.8$ GeV/c for the combined on- and off-peak data sample, for $\Xi^- \pi^+$ and $\Omega^- K^+$ decay modes, respectively. The fit results are presented in Table 1.

The efficiency is calculated from signal Monte Carlo events as a function of p^* and $\cos \theta^*$ in each of the two decay modes. For each decay mode, a fifteen-parameter two-dimensional fit gives a smooth parameterization of the efficiency with small statistical uncertainty. We then correct the data distribution by weighting each event in the spectrum inversely by its efficiency according to the event's position in $(p^*, \cos \theta^*)$ space. After correcting for efficiency we obtain 19375 ± 393 events in the $\Xi^- \pi^+$ mode and 4866 ± 283 events in the $\Omega^- K^+$ mode⁹.

The angular distribution of the data is well-described by a $(1 + \cos^2 \theta^*)$ function; we use this to estimate the fractions of the Ξ_c^0 which are expected to lie in the selected angular regions for each mode. Extrapolating from the fiducial region into the full range $-1 \leq \cos \theta^* \leq +1$, we obtain the total numbers of signal events for $p > 1.8$ GeV/c are 26621 ± 540 and 7874 ± 458 for the $\Xi^- \pi^+$ and $\Omega^- K^+$ modes, respectively. We thus obtain the ratio of branching fractions:

$$\frac{B(\Xi_c^0 \rightarrow \Omega^- K^+)}{B(\Xi_c^0 \rightarrow \Xi^- \pi^+)} = 0.296 \pm 0.018 \text{ (stat.)}.$$

4 STUDY OF SYSTEMATIC UNCERTAINTIES

We evaluate several sources of systematic uncertainties, described below and summarized in Table 2. Adding all of these uncertainties¹⁰ in quadrature, we obtain a total absolute systematic uncertainty of 0.030 on the ratio of the branching fractions.

⁹The Λ branching fraction is not taken into account in these numbers, since this cancels in the ratio.

¹⁰No baryon polarization is considered in the present analysis and any systematic uncertainty due to this is neglected.

- We vary the signal shape, the background shape, and the fit range, and use a simple event-counting method. From the deviations observed, we assign systematic uncertainties for the use of a binned fit and for the particular technique used, adding them in quadrature.
- We repeat the analysis with (a) a parameterization of the efficiency with a similar function with nine parameters, and (b) a simple efficiency calculation in two dimensional bins from Monte Carlo. The discrepancy observed between the main result and the result from (a) is assigned as the systematic uncertainty.
- We vary the range in $\cos\theta^*$ used for the two final states. We also vary the $\cos\theta^*$ distribution used for the extrapolation. The combined systematic uncertainty is taken to be the sum in quadrature of the uncertainty due to using different $\cos\theta^*$ ranges for the two modes and the uncertainty due to the choice of extrapolation function.
- We take into account an uncertainty due to the finite size of the Monte Carlo sample used to estimate the efficiencies.
- Approximately 1% of selected events contain multiple candidates in the Ξ_c^0 signal range with one or more tracks in common. We retain all such candidates, and therefore assign a systematic uncertainty in case these form a peaking background.
- Ξ_c^0 and $\bar{\Xi}_c^0$ are studied separately; the ratios are found to be consistent. We assign the difference as the systematic uncertainty due to detector charge asymmetry.
- We assign an uncertainty of 1% on the efficiency for each track required to be identified as a kaon.
- The uncertainty in the branching fraction of Ω^- , $(67.8 \pm 0.7)\%$ [6], is included.

We make the following additional checks:

- The desired ratio of the branching fractions is calculated from off-peak data only, and is measured to be 0.259 ± 0.044 , consistent with the main result.
- The data are divided up into three p^* ranges: (1.8–2.7) GeV/c, (2.7–3.6) GeV/c, and (3.6–4.5) GeV/c; the yields and ratios calculated for each range are 0.269 ± 0.030 , 0.295 ± 0.019 , and 0.263 ± 0.031 , respectively. These are consistent with being independent of p^* within statistical uncertainties.

5 PHYSICS RESULTS AND SUMMARY

In summary, we observe Ξ_c^0 production from the $c\bar{c}$ continuum and from $\Upsilon(4S) \rightarrow B\bar{B} \rightarrow \Xi_c^0 + X$ using the *BABAR* detector at SLAC. This represents the first observation of $\Xi_c^0 \rightarrow \Omega^- K^+$ in B decays. We present a preliminary measurement of the ratio of branching fractions of Ξ_c^0 to $\Omega^- K^+$ and $\Xi^- \pi^+$, determined using the $c\bar{c}$ continuum data:

$$\frac{B(\Xi_c^0 \rightarrow \Omega^- K^+)}{B(\Xi_c^0 \rightarrow \Xi^- \pi^+)} = 0.296 \pm 0.018 \text{ (stat.)} \pm 0.030 \text{ (sys.)}.$$

This represents a significant improvement on the existing value of $(0.50 \pm 0.21 \pm 0.05)$ [2].

Table 2: Systematic uncertainties.

| Source | Uncertainty |
|--------------------------------|-------------|
| Fits to mass spectrum | 0.019 |
| Efficiency | 0.015 |
| $\cos \theta^*$ Distribution | 0.016 |
| Limited Monte Carlo Statistics | 0.004 |
| Multiple candidates | 0.004 |
| Charge asymmetry | 0.001 |
| Particle ID | 0.006 |
| Ω^- branching fraction | 0.003 |
| Total systematic uncertainty | 0.030 |

6 ACKNOWLEDGMENTS

We are grateful for the extraordinary contributions of our PEP-II colleagues in achieving the excellent luminosity and machine conditions that have made this work possible. The success of this project also relies critically on the expertise and dedication of the computing organizations that support *BABAR*. The collaborating institutions wish to thank SLAC for its support and the kind hospitality extended to them. This work is supported by the US Department of Energy and National Science Foundation, the Natural Sciences and Engineering Research Council (Canada), Institute of High Energy Physics (China), the Commissariat à l’Energie Atomique and Institut National de Physique Nucléaire et de Physique des Particules (France), the Bundesministerium für Bildung und Forschung and Deutsche Forschungsgemeinschaft (Germany), the Istituto Nazionale di Fisica Nucleare (Italy), the Foundation for Fundamental Research on Matter (The Netherlands), the Research Council of Norway, the Ministry of Science and Technology of the Russian Federation, and the Particle Physics and Astronomy Research Council (United Kingdom). Individuals have received support from CONACyT (Mexico), the A. P. Sloan Foundation, the Research Corporation, and the Alexander von Humboldt Foundation.

References

- [1] J. G. Korner and M. Kramer, *Z. Phys. C* **55**, 659 (1992).
- [2] CLEO Collaboration, S. Henderson *et al.*, *Phys. Lett. B* **283**, 161 (1992).
- [3] P. Ball and H.G. Dosch, *Z. Phys. C* **51**, 455 (1991).
- [4] CLEO Collaboration, B. Barish *et al.*, *Phys. Rev. Lett.* **79**, 3599 (1997).
- [5] The *BABAR* Collaboration, B. Aubert *et al.*, *Nucl. Instrum. Methods A* **479**, 1 (2002).
- [6] Particle Data Group, S. Eidelwan *et al.*, *Phys. Lett. B* **592**, 1 (2004).
- [7] T. Sjostrand, P. Eden, C. Friberg, L. Lonnblad, G. Miu, S. Mrenna and E. Norrbin, *Comput. Phys. Commun.* **135**, 238 (2001).

[8] S. Agostinelli *et al.*, Nucl. Instrum. Methods A **506**, 250 (2003).