

## A search for $B^+ \rightarrow \mu^+ \nu_\mu$

The *BABAR* Collaboration

July 17, 2003

### Abstract

We have performed a search for the leptonic decay  $B^+ \rightarrow \mu^+ \nu_\mu$  with data collected at the  $\Upsilon(4S)$  resonance by the *BABAR* experiment at the PEP-II storage ring. With an integrated luminosity of approximately  $81.4 \text{ fb}^{-1}$  (88.4 million  $B\bar{B}$  pairs), we find no convincing evidence for a signal and set a preliminary upper limit on the branching fraction of  $\mathcal{B}(B^+ \rightarrow \mu^+ \nu_\mu) < 6.6 \times 10^{-6}$  at the 90% confidence level.

Presented at the International Europhysics Conference On High-Energy Physics (HEP 2003),  
7/17—7/23/2003, Aachen, Germany

---

*Stanford Linear Accelerator Center, Stanford University, Stanford, CA 94309*

Work supported in part by Department of Energy contract DE-AC03-76SF00515.

The BABAR Collaboration,

B. Aubert, R. Barate, D. Boutigny, J.-M. Gaillard, A. Hicheur, Y. Karyotakis, J. P. Lees, P. Robbe,  
V. Tisserand, A. Zghiche

*Laboratoire de Physique des Particules, F-74941 Annecy-le-Vieux, France*

A. Palano, A. Pompili

*Università di Bari, Dipartimento di Fisica and INFN, I-70126 Bari, Italy*

J. C. Chen, N. D. Qi, G. Rong, P. Wang, Y. S. Zhu

*Institute of High Energy Physics, Beijing 100039, China*

G. Eigen, I. Ofte, B. Stugu

*University of Bergen, Inst. of Physics, N-5007 Bergen, Norway*

G. S. Abrams, A. W. Borgland, A. B. Breon, D. N. Brown, J. Button-Shafer, R. N. Cahn, E. Charles,  
C. T. Day, M. S. Gill, A. V. Gritsan, Y. Groysman, R. G. Jacobsen, R. W. Kadel, J. Kadyk, L. T. Kerth,  
Yu. G. Kolomensky, J. F. Kral, G. Kukartsev, C. LeClerc, M. E. Levi, G. Lynch, L. M. Mir, P. J. Oddone,  
T. J. Orimoto, M. Pripstein, N. A. Roe, A. Romosan, M. T. Ronan, V. G. Shelkov, A. V. Telnov,  
W. A. Wenzel

*Lawrence Berkeley National Laboratory and University of California, Berkeley, CA 94720, USA*

K. Ford, T. J. Harrison, C. M. Hawkes, D. J. Knowles, S. E. Morgan, R. C. Penny, A. T. Watson,  
N. K. Watson

*University of Birmingham, Birmingham, B15 2TT, United Kingdom*

T. Deppermann, K. Goetzen, H. Koch, B. Lewandowski, M. Pelizaeus, K. Peters, H. Schmuecker,  
M. Steinke

*Ruhr Universität Bochum, Institut für Experimentalphysik 1, D-44780 Bochum, Germany*

N. R. Barlow, J. T. Boyd, N. Chevalier, W. N. Cottingham, M. P. Kelly, T. E. Latham, C. Mackay,  
F. F. Wilson

*University of Bristol, Bristol BS8 1TL, United Kingdom*

K. Abe, T. Cuhadar-Donszelmann, C. Hearty, T. S. Mattison, J. A. McKenna, D. Thiessen

*University of British Columbia, Vancouver, BC, Canada V6T 1Z1*

P. Kyberd, A. K. McKemey

*Brunel University, Uxbridge, Middlesex UB8 3PH, United Kingdom*

V. E. Blinov, A. D. Bukin, V. B. Golubev, V. N. Ivanchenko, E. A. Kravchenko, A. P. Onuchin,  
S. I. Serednyakov, Yu. I. Skovpen, E. P. Solodov, A. N. Yushkov

*Budker Institute of Nuclear Physics, Novosibirsk 630090, Russia*

D. Best, M. Bruinsma, M. Chao, D. Kirkby, A. J. Lankford, M. Mandelkern, R. K. Mommsen, W. Roethel,  
D. P. Stoker

*University of California at Irvine, Irvine, CA 92697, USA*

C. Buchanan, B. L. Hartfiel

*University of California at Los Angeles, Los Angeles, CA 90024, USA*

B. C. Shen

*University of California at Riverside, Riverside, CA 92521, USA*

D. del Re, H. K. Hadavand, E. J. Hill, D. B. MacFarlane, H. P. Paar, Sh. Rahatlou, U. Schwanke,  
V. Sharma

*University of California at San Diego, La Jolla, CA 92093, USA*

J. W. Berryhill, C. Campagnari, B. Dahmes, N. Kuznetsova, S. L. Levy, O. Long, A. Lu, M. A. Mazur,  
J. D. Richman, W. Verkerke

*University of California at Santa Barbara, Santa Barbara, CA 93106, USA*

T. W. Beck, J. Beringer, A. M. Eisner, C. A. Heusch, W. S. Lockman, T. Schalk, R. E. Schmitz,  
B. A. Schumm, A. Seiden, M. Turri, W. Walkowiak, D. C. Williams, M. G. Wilson

*University of California at Santa Cruz, Institute for Particle Physics, Santa Cruz, CA 95064, USA*

J. Albert, E. Chen, G. P. Dubois-Felsmann, A. Dvoretzkii, D. G. Hitlin, I. Narsky, F. C. Porter, A. Ryd,  
A. Samuel, S. Yang

*California Institute of Technology, Pasadena, CA 91125, USA*

S. Jayatileke, G. Mancinelli, B. T. Meadows, M. D. Sokoloff

*University of Cincinnati, Cincinnati, OH 45221, USA*

T. Abe, F. Blanc, P. Bloom, S. Chen, P. J. Clark, W. T. Ford, U. Nauenberg, A. Olivas, P. Rankin, J. Roy,  
J. G. Smith, W. C. van Hoek, L. Zhang

*University of Colorado, Boulder, CO 80309, USA*

J. L. Harton, T. Hu, A. Soffer, W. H. Toki, R. J. Wilson, J. Zhang

*Colorado State University, Fort Collins, CO 80523, USA*

D. Altenburg, T. Brandt, J. Brose, T. Colberg, M. Dickopp, R. S. Dubitzky, A. Hauke, H. M. Lacker,  
E. Maly, R. Müller-Pfefferkorn, R. Nogowski, S. Otto, J. Schubert, K. R. Schubert, R. Schwierz, B. Spaan,  
L. Wilden

*Technische Universität Dresden, Institut für Kern- und Teilchenphysik, D-01062 Dresden, Germany*

D. Bernard, G. R. Bonneaud, F. Brochard, J. Cohen-Tanugi, P. Grenier, Ch. Thiebaux, G. Vasileiadis,  
M. Verderi

*Ecole Polytechnique, LLR, F-91128 Palaiseau, France*

A. Khan, D. Lavin, F. Muheim, S. Playfer, J. E. Swain, J. Tinslay

*University of Edinburgh, Edinburgh EH9 3JZ, United Kingdom*

M. Andreotti, V. Azzolini, D. Bettoni, C. Bozzi, R. Calabrese, G. Cibinetto, E. Luppi, M. Negrini,  
L. Piemontese, A. Sarti

*Università di Ferrara, Dipartimento di Fisica and INFN, I-44100 Ferrara, Italy*

E. Treadwell

*Florida A&M University, Tallahassee, FL 32307, USA*

F. Anulli,<sup>1</sup> R. Baldini-Ferroli, M. Biasini,<sup>1</sup> A. Calcaterra, R. de Sangro, D. Falciari, G. Finocchiaro,  
P. Patteri, I. M. Peruzzi,<sup>1</sup> M. Piccolo, M. Pioppi,<sup>1</sup> A. Zallo

*Laboratori Nazionali di Frascati dell'INFN, I-00044 Frascati, Italy*

A. Buzzo, R. Capra, R. Contri, G. Crosetti, M. Lo Vetere, M. Macri, M. R. Monge, S. Passaggio,  
C. Patrignani, E. Robutti, A. Santroni, S. Tosi

*Università di Genova, Dipartimento di Fisica and INFN, I-16146 Genova, Italy*

S. Bailey, M. Morii, E. Won

*Harvard University, Cambridge, MA 02138, USA*

W. Bhimji, D. A. Bowerman, P. D. Dauncey, U. Egede, I. Eschrich, J. R. Gaillard, G. W. Morton,  
J. A. Nash, P. Sanders, G. P. Taylor

*Imperial College London, London, SW7 2BW, United Kingdom*

G. J. Grenier, S.-J. Lee, U. Mallik

*University of Iowa, Iowa City, IA 52242, USA*

J. Cochran, H. B. Crawley, J. Lamsa, W. T. Meyer, S. Prell, E. I. Rosenberg, J. Yi

*Iowa State University, Ames, IA 50011-3160, USA*

M. Davier, G. Grosdidier, A. Höcker, S. Laplace, F. Le Diberder, V. Lepeltier, A. M. Lutz, T. C. Petersen,  
S. Plaszczynski, M. H. Schune, L. Tantot, G. Wormser

*Laboratoire de l'Accélérateur Linéaire, F-91898 Orsay, France*

V. Brigljević, C. H. Cheng, D. J. Lange, D. M. Wright

*Lawrence Livermore National Laboratory, Livermore, CA 94550, USA*

A. J. Bevan, J. P. Coleman, J. R. Fry, E. Gabathuler, R. Gamet, M. Kay, R. J. Parry, D. J. Payne,  
R. J. Sloane, C. Touramanis

*University of Liverpool, Liverpool L69 3BX, United Kingdom*

J. J. Back, P. F. Harrison, H. W. Shorthouse, P. Strother, P. B. Vidal

*Queen Mary, University of London, E1 4NS, United Kingdom*

C. L. Brown, G. Cowan, R. L. Flack, H. U. Flaecher, S. George, M. G. Green, A. Kurup, C. E. Marker,  
T. R. McMahon, S. Ricciardi, F. Salvatore, G. Vaitsas, M. A. Winter

*University of London, Royal Holloway and Bedford New College, Egham, Surrey TW20 0EX, United Kingdom*

D. Brown, C. L. Davis

*University of Louisville, Louisville, KY 40292, USA*

J. Allison, R. J. Barlow, A. C. Forti, P. A. Hart, F. Jackson, G. D. Lafferty, A. J. Lyon, J. H. Weatherall,  
J. C. Williams

*University of Manchester, Manchester M13 9PL, United Kingdom*

A. Farbin, A. Jawahery, D. Kovalskyi, C. K. Lae, V. Lillard, D. A. Roberts

*University of Maryland, College Park, MD 20742, USA*

---

<sup>1</sup>Also with Università di Perugia, Perugia, Italy

G. Blaylock, C. Dallapiccola, K. T. Flood, S. S. Hertzbach, R. Kofler, V. B. Koptchev, T. B. Moore,  
S. Saremi, H. Staengle, S. Willocq

*University of Massachusetts, Amherst, MA 01003, USA*

R. Cowan, G. Sciolla, F. Taylor, R. K. Yamamoto

*Massachusetts Institute of Technology, Laboratory for Nuclear Science, Cambridge, MA 02139, USA*

D. J. J. Mangeol, M. Milek, P. M. Patel

*McGill University, Montréal, QC, Canada H3A 2T8*

A. Lazzaro, F. Palombo

*Università di Milano, Dipartimento di Fisica and INFN, I-20133 Milano, Italy*

J. M. Bauer, L. Cremaldi, V. Eschenburg, R. Godang, R. Kroeger, J. Reidy, D. A. Sanders, D. J. Summers,  
H. W. Zhao

*University of Mississippi, University, MS 38677, USA*

S. Brunet, D. Cote-Ahern, C. Hast, P. Taras

*Université de Montréal, Laboratoire René J. A. Lévesque, Montréal, QC, Canada H3C 3J7*

H. Nicholson

*Mount Holyoke College, South Hadley, MA 01075, USA*

C. Cartaro, N. Cavallo,<sup>2</sup> G. De Nardo, F. Fabozzi,<sup>2</sup> C. Gatto, L. Lista, P. Paolucci, D. Piccolo, C. Sciacca  
*Università di Napoli Federico II, Dipartimento di Scienze Fisiche and INFN, I-80126, Napoli, Italy*

M. A. Baak, G. Raven

*NIKHEF, National Institute for Nuclear Physics and High Energy Physics, NL-1009 DB Amsterdam, The Netherlands*

J. M. LoSecco

*University of Notre Dame, Notre Dame, IN 46556, USA*

T. A. Gabriel

*Oak Ridge National Laboratory, Oak Ridge, TN 37831, USA*

B. Brau, K. K. Gan, K. Honscheid, D. Hufnagel, H. Kagan, R. Kass, T. Pulliam, Q. K. Wong

*Ohio State University, Columbus, OH 43210, USA*

J. Brau, R. Frey, C. T. Potter, N. B. Sinev, D. Strom, E. Torrence

*University of Oregon, Eugene, OR 97403, USA*

F. Colecchia, A. Dorigo, F. Galeazzi, M. Margoni, M. Morandin, M. Posocco, M. Rotondo, F. Simonetto,  
R. Stroili, G. Tiozzo, C. Voci

*Università di Padova, Dipartimento di Fisica and INFN, I-35131 Padova, Italy*

M. Benayoun, H. Briand, J. Chauveau, P. David, Ch. de la Vaissière, L. Del Buono, O. Hamon,  
M. J. J. John, Ph. Leruste, J. Ocariz, M. Pivk, L. Roos, J. Stark, S. T'Jampens, G. Therin

*Universités Paris VI et VII, Lab de Physique Nucléaire H. E., F-75252 Paris, France*

---

<sup>2</sup>Also with Università della Basilicata, Potenza, Italy

P. F. Manfredi, V. Re

*Università di Pavia, Dipartimento di Elettronica and INFN, I-27100 Pavia, Italy*

P. K. Behera, L. Gladney, Q. H. Guo, J. Panetta

*University of Pennsylvania, Philadelphia, PA 19104, USA*

C. Angelini, G. Batignani, S. Bettarini, M. Bondioli, F. Bucci, G. Calderini, M. Carpinelli, F. Forti,  
M. A. Giorgi, A. Lusiani, G. Marchiori, F. Martinez-Vidal,<sup>3</sup> M. Morganti, N. Neri, E. Paoloni, M. Rama,  
G. Rizzo, F. Sandrelli, J. Walsh

*Università di Pisa, Dipartimento di Fisica, Scuola Normale Superiore and INFN, I-56127 Pisa, Italy*

M. Haire, D. Judd, K. Paick, D. E. Wagoner

*Prairie View A&M University, Prairie View, TX 77446, USA*

N. Danielson, P. Elmer, C. Lu, V. Miftakov, J. Olsen, A. J. S. Smith, H. A. Tanaka, E. W. Varnes

*Princeton University, Princeton, NJ 08544, USA*

F. Bellini, G. Cavoto,<sup>4</sup> R. Faccini,<sup>5</sup> F. Ferrarotto, F. Ferroni, M. Gaspero, M. A. Mazzoni, S. Morganti,  
M. Pierini, G. Piredda, F. Safai Tehrani, C. Voena

*Università di Roma La Sapienza, Dipartimento di Fisica and INFN, I-00185 Roma, Italy*

S. Christ, G. Wagner, R. Waldi

*Universität Rostock, D-18051 Rostock, Germany*

T. Adye, N. De Groot, B. Franek, N. I. Geddes, G. P. Gopal, E. O. Olaiya, S. M. Xella

*Rutherford Appleton Laboratory, Chilton, Didcot, Oxon, OX11 0QX, United Kingdom*

R. Aleksan, S. Emery, A. Gaidot, S. F. Ganzhur, P.-F. Giraud, G. Hamel de Monchenault, W. Kozanecki,  
M. Langer, M. Legendre, G. W. London, B. Mayer, G. Schott, G. Vasseur, Ch. Yeche, M. Zito

*DSM/Daphnia, CEA/Saclay, F-91191 Gif-sur-Yvette, France*

M. V. Purohit, A. W. Weidemann, F. X. Yumiceva

*University of South Carolina, Columbia, SC 29208, USA*

D. Aston, R. Bartoldus, N. Berger, A. M. Boyarski, O. L. Buchmueller, M. R. Convery, D. P. Coupal,  
D. Dong, J. Dorfan, D. Dujmic, W. Dunwoodie, R. C. Field, T. Glanzman, S. J. Gowdy, E. Grauges-Pous,  
T. Hadig, V. Halyo, T. Hryn'ova, W. R. Innes, C. P. Jessop, M. H. Kelsey, P. Kim, M. L. Kocian,  
U. Langenegger, D. W. G. S. Leith, S. Luitz, V. Luth, H. L. Lynch, H. Marsiske, R. Messner, D. R. Muller,  
C. P. O'Grady, V. E. Ozcan, A. Perazzo, M. Perl, S. Petrak, B. N. Ratcliff, S. H. Robertson, A. Roodman,  
A. A. Salnikov, R. H. Schindler, J. Schwiening, G. Simi, A. Snyder, A. Soha, J. Stelzer, D. Su,  
M. K. Sullivan, J. Va'vra, S. R. Wagner, M. Weaver, A. J. R. Weinstein, W. J. Wisniewski, D. H. Wright,  
C. C. Young

*Stanford Linear Accelerator Center, Stanford, CA 94309, USA*

P. R. Burchat, A. J. Edwards, T. I. Meyer, B. A. Petersen, C. Roat

*Stanford University, Stanford, CA 94305-4060, USA*

---

<sup>3</sup>Also with IFIC, Instituto de Física Corpuscular, CSIC-Universidad de Valencia, Valencia, Spain

<sup>4</sup>Also with Princeton University

<sup>5</sup>Also with University of California at San Diego

S. Ahmed, M. S. Alam, J. A. Ernst, M. Saleem, F. R. Wappler  
*State Univ. of New York, Albany, NY 12222, USA*

W. Bugg, M. Krishnamurthy, S. M. Spanier  
*University of Tennessee, Knoxville, TN 37996, USA*

R. Eckmann, H. Kim, J. L. Ritchie, R. F. Schwitters  
*University of Texas at Austin, Austin, TX 78712, USA*

J. M. Izen, I. Kitayama, X. C. Lou, S. Ye  
*University of Texas at Dallas, Richardson, TX 75083, USA*

F. Bianchi, M. Bona, F. Gallo, D. Gamba  
*Università di Torino, Dipartimento di Fisica Sperimentale and INFN, I-10125 Torino, Italy*

C. Borean, L. Bosisio, G. Della Ricca, S. Dittongo, S. Grancagnolo, L. Lanceri, P. Poropat,<sup>6</sup> L. Vitale,  
G. Vuagnin

*Università di Trieste, Dipartimento di Fisica and INFN, I-34127 Trieste, Italy*

R. S. Panvini  
*Vanderbilt University, Nashville, TN 37235, USA*

Sw. Banerjee, C. M. Brown, D. Fortin, P. D. Jackson, R. Kowalewski, J. M. Roney  
*University of Victoria, Victoria, BC, Canada V8W 3P6*

H. R. Band, S. Dasu, M. Datta, A. M. Eichenbaum, J. R. Johnson, P. E. Kutter, H. Li, R. Liu,  
F. Di Lodovico, A. Mihalyi, A. K. Mohapatra, Y. Pan, R. Prepost, S. J. Sekula, J. H. von  
Wimmersperg-Toeller, J. Wu, S. L. Wu, Z. Yu  
*University of Wisconsin, Madison, WI 53706, USA*

H. Neal  
*Yale University, New Haven, CT 06511, USA*

---

<sup>6</sup>Deceased

# 1 INTRODUCTION

The purely leptonic decays  $B^+ \rightarrow \ell^+ \nu_\ell$  ( $\ell = e, \mu, \text{ or } \tau$ ) proceed through the annihilation (Fig. 1) of the quark-antiquark pair in the meson to form a virtual  $W$  boson. In the Standard Model (SM), the branching fraction can be calculated as <sup>1</sup>,

$$\mathcal{B}(B^+ \rightarrow \ell^+ \nu_\ell) = \frac{G_F^2 m_B m_\ell^2}{8\pi} \left(1 - \frac{m_\ell^2}{m_B^2}\right)^2 f_B^2 |V_{ub}|^2 \tau_B, \quad (1)$$

where  $G_F$  is the Fermi coupling constant,  $m_\ell$  and  $m_B$  are the lepton and  $B$  meson masses, and  $\tau_B$  is the  $B^+$  lifetime. The decay rate is sensitive to both the Cabibbo-Kobayashi-Maskawa matrix element  $V_{ub}$  and the  $B$  decay constant  $f_B$  which describes the overlap of the quark wave functions within the meson. Once  $|V_{ub}|$  has been more precisely measured in  $B$  semi-leptonic decays,  $f_B$  could be extracted from a measurement of the  $B^+ \rightarrow \ell^+ \nu_\ell$  branching fraction. Currently, the uncertainty on  $f_B$  is one of the main factors limiting the determination of  $|V_{td}|$  from precision  $B^0 \bar{B}^0$  mixing measurements.

The Standard Model estimate of the branching fraction for  $B^+ \rightarrow \tau^+ \nu_\tau$  is about  $9 \times 10^{-5}$  assuming  $\tau_B = 1.674$  ps,  $|V_{ub}| = 0.0036$  and  $f_B = 198$  MeV [1]. Due to helicity suppression, the expected branching fraction for  $B^+ \rightarrow \mu^+ \nu_\mu$  is reduced to roughly  $4 \times 10^{-7}$ . However, physics beyond the Standard Model could substantially increase these predictions. Charged Higgs boson effects may greatly enhance the branching fraction in certain two Higgs doublet models [2]. Similarly, this decay may be enhanced through mediation by leptoquarks in the Pati-Salam model of quark-lepton unification [3].

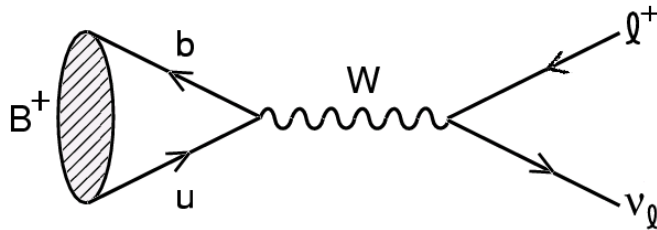


Figure 1: The SM  $B^+ \rightarrow \ell^+ \nu_\ell$  annihilation diagram.

Purely leptonic  $B$  decays have not yet been observed experimentally. The CLEO [4] and Belle Collaborations [5] have set 90% confidence level upper limits on the  $B^+ \rightarrow \mu^+ \nu_\mu$  branching fraction. The most stringent limit is currently from Belle,

$$\mathcal{B}(B^+ \rightarrow \mu^+ \nu_\mu) < 6.8 \times 10^{-6}$$

using  $60 \text{ fb}^{-1}$  of data collected at the  $\Upsilon(4S)$  resonance.

## 2 THE BABAR DETECTOR AND DATASET

The data used in this analysis were collected with the *BABAR* detector at the PEP-II storage ring. The sample consists of an integrated luminosity of  $81.4 \text{ fb}^{-1}$  accumulated at the  $\Upsilon(4S)$

<sup>1</sup>Charge-conjugation is implied throughout this paper.



resonance and  $9.6 \text{ fb}^{-1}$  accumulated at a center-of-mass (CM) energy about 40 MeV below the  $\Upsilon(4S)$  resonance. The on-resonance sample corresponds to about 88.4 million  $B\bar{B}$  pairs. The collider is operated with asymmetric beam energies, producing a boost of the  $\Upsilon(4S)$  along the collision axis of  $\beta\gamma = 0.55$  in the laboratory frame.

The *BABAR* detector is optimized for the asymmetric-energy beams at PEP-II and is described in detail elsewhere [6]. Charged particle momentum and direction are measured with a 5-layer double-sided silicon vertex tracker (SVT) and a 40-layer drift chamber (DCH) which are contained in the 1.5 T magnetic field of a superconducting solenoid. Located just outside the DCH, a detector of internally reflected Cherenkov radiation (DIRC) provides separation of  $K^+$  and  $\pi^+$ . The energies of neutral particles are measured by the electromagnetic calorimeter (EMC) which is constructed of 6580 CsI(Tl) crystals. The flux return of the solenoid is instrumented with resistive plate chambers (IFR) for the identification of muons and  $K_L^0$ . Averaged over the momentum and polar angle distributions of muons from  $B^+ \rightarrow \mu^+\nu_\mu$ , the muon identification efficiency is about 61% with a pion misidentification probability of about 2%.

A Geant4 based Monte Carlo (MC) simulation was used to optimize the signal selection criteria. A sample of 52,000 simulated  $B^+B^-$  events where  $B^+ \rightarrow \mu^+\nu_\mu$  and the  $B^-$  decayed generically has been studied. Background sources considered include  $e^+e^- \rightarrow B\bar{B}$ ,  $e^+e^- \rightarrow q\bar{q}$  ( $q = u, d, s$ , and  $c$ ), and  $e^+e^- \rightarrow \tau^+\tau^-$  in quantities comparable to the data luminosity.

### 3 ANALYSIS METHOD

$B^+ \rightarrow \mu^+\nu_\mu$  is a two-body decay so the muon must be mono-energetic in the  $B$  rest frame. The momentum of the muon is given by

$$p^* = \frac{m_B^2 - m_\mu^2}{2m_B} \approx \frac{m_B}{2}. \quad (2)$$

At *BABAR*, the CM frame is a good approximation to the  $B$  rest frame so we initially select well-identified muon candidates with momentum  $p_{CM}$  between 2.25 and 2.95 GeV/ $c$  in the CM frame. Since the neutrino produced in the signal decay is not detected, any other charged tracks or neutral energy in a signal event must have been produced by the decay of the companion  $B$ . Therefore, the companion  $B$  can be reconstructed from the remaining visible energy in the event. Signal decays can then be selected using the kinematic variables  $\Delta E$  and energy-substituted mass,  $m_{ES}$ , defined by

$$\Delta E = E_B - E_{\text{beam}}, \quad (3)$$

and

$$m_{ES} = \sqrt{E_{\text{beam}}^2 - |\vec{p}_B|^2}, \quad (4)$$

where  $\vec{p}_B$  and  $E_B$  are the momentum and energy of the reconstructed companion  $B$  candidate in the CM frame and  $E_{\text{beam}}$  is the beam energy in the CM frame. The reconstruction of the companion  $B$  includes all charged tracks whose distance of closest approach to the beam-spot is less than 1.5 cm in the  $xy$  plane and within 10 cm along the beam axis. We also include all neutral calorimeter clusters with cluster energy greater than 30 MeV. Particle identification is applied to the charged tracks to identify electrons, muons, kaons and protons in order to apply the appropriate mass hypothesis to each track and thus improve the  $\Delta E$  and  $m_{ES}$  resolution. In addition, events with additional identified leptons are discarded to discriminate against events containing additional neutrinos. The MC indicates that this requirement removes about 24% of the

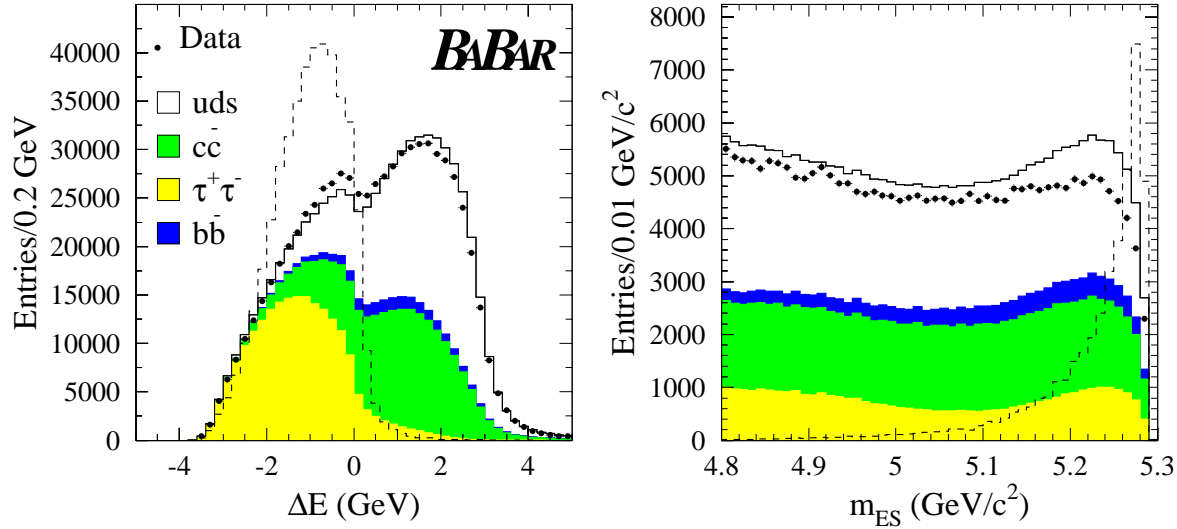


Figure 2: The distributions of  $\Delta E$  and  $m_{ES}$  for on-peak data and MC after muon candidate selection. The signal distributions are overlaid (dashed histograms) with an arbitrary normalization.

signal decays. Figure 2 shows the distributions of  $\Delta E$  and  $m_{ES}$  for the on-peak data, background MC and signal MC after muon candidate selection. For a signal decay, we expect the energy of the companion  $B$  to be consistent with the beam energy in the CM frame so that  $\Delta E$  peaks near 0. Due to energy losses from detector acceptance, neutral hadrons and additional neutrinos, this distribution is shifted toward negative  $\Delta E$ . We expect that  $m_{ES}$  should peak near the  $B$  mass for signal decays.

Once the companion  $B$  is reconstructed, we make a refined estimate of the muon momentum in the  $B$  “rest” frame. We use the momentum direction of the companion  $B$  and assume a total momentum of 320 MeV/c in the CM frame (from the decay of the  $\Upsilon(4S) \rightarrow B\bar{B}$ ) to boost the muon candidate into the reconstructed  $B$  rest frame. Figure 3 shows the muon candidate momentum distribution in the  $B$  rest frame,  $p^*$ , for all muon candidates in the signal MC. The dashed curve is the momentum distribution of the same events in the CM frame.

Backgrounds may arise from any process producing charged tracks in the momentum range of the signal, particularly if the charged tracks are true muons. The two most significant backgrounds are the  $B$  semi-leptonic decays involving  $b \rightarrow u\mu\nu$  transitions where the endpoint of the muon spectrum approaches that of the signal, and non-resonant  $q\bar{q}$  (continuum) events where a charged pion is mistakenly identified as a muon. In the continuum events, there must also be significant missing energy due to detector acceptance, neutral hadrons, or additional neutrinos that mimic the signature of the expected neutrino. We are able to reduce these backgrounds by tightening the selection on the muon candidate momentum to  $2.58 < p^* < 2.78$  GeV/c. The cut is asymmetric about the signal peak due to the decreasing momentum distribution of the backgrounds.

Continuum backgrounds are further suppressed using event shape variables. The light-quark events tend to produce a jet-like event topology as opposed to  $B\bar{B}$  events which tend to be more

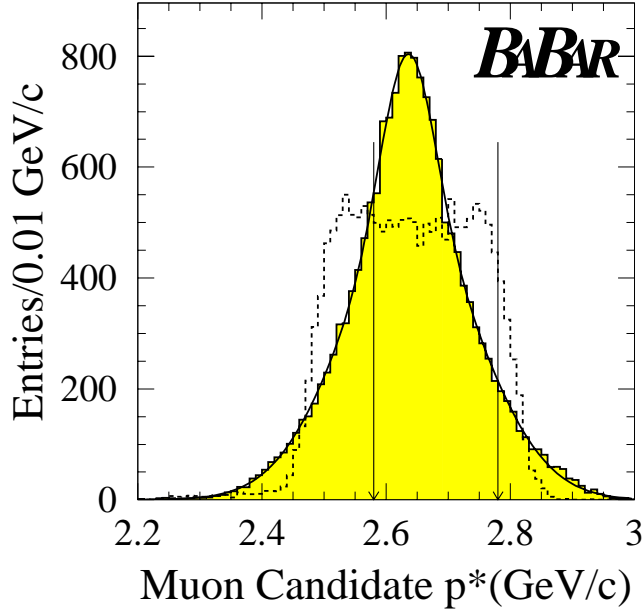


Figure 3: The muon candidate momentum distribution in the reconstructed  $B$  rest frame for all muon candidates in the signal MC. The dashed curve is the momentum distribution of the same events in the CM frame. The arrows indicate the selected signal region.

spherical. We define a variable,  $\theta^T$ , which is the angle between the muon candidate momentum and the thrust axis of the rest of the event in the CM frame. For continuum background,  $|\cos \theta^T|$  peaks sharply near one while the distribution is nearly flat for signal decays. By requiring  $|\cos \theta^T| < 0.55$ , we are able to remove about 98% of the continuum background while retaining about 53% of the signal decays. We also use the direction of the missing momentum in the laboratory frame to discriminate against continuum backgrounds. The missing 4-momentum is calculated as

$$P^\nu = P^{\mathcal{T}(4S)} - P^B - P^\mu, \quad (5)$$

where  $P^{\mathcal{T}(4S)}$  is determined from the beam energies, and  $P^B$  and  $P^\mu$  represent the reconstructed companion  $B$  and signal muon candidate respectively. In continuum decays, the missing momentum is often due to undetected particles that were outside the detector acceptance so that the polar angle of the missing momentum,  $\theta^\nu$ , lies near the beam axis. Therefore, we require  $|\cos \theta^\nu| < 0.88$  so that the missing momentum is directed into the detector's fiducial volume. In addition, we require that the event contains at least four charged tracks and that the normalized second Fox-Wolfram moment [7] is less than 0.98. Figure 4 shows the on-peak data and MC distributions of  $|\cos \theta^T|$  and  $|\cos \theta^\nu|$ . The events in these plots have passed the requirement  $2.58 < p^* < 2.78$  GeV/c. For comparison, the signal MC is overlaid with an arbitrary normalization. The remaining  $B\bar{B}$  background is not visible due to the earlier requirement on  $p^*$ .

We select  $B^+ \rightarrow \mu^+ \nu_\mu$  signal events with simultaneous requirements on  $\Delta E$  and  $m_{ES}$ , thus forming a “signal box.” The dimensions of the signal box, as well as the above requirements on  $p^*$ ,  $|\cos \theta^T|$  and  $|\cos \theta^\nu|$ , were determined using an optimization procedure that searches the cut-parameter space to find the combination of cuts that maximizes the quantity  $S/\sqrt{S+B}$  where  $S$

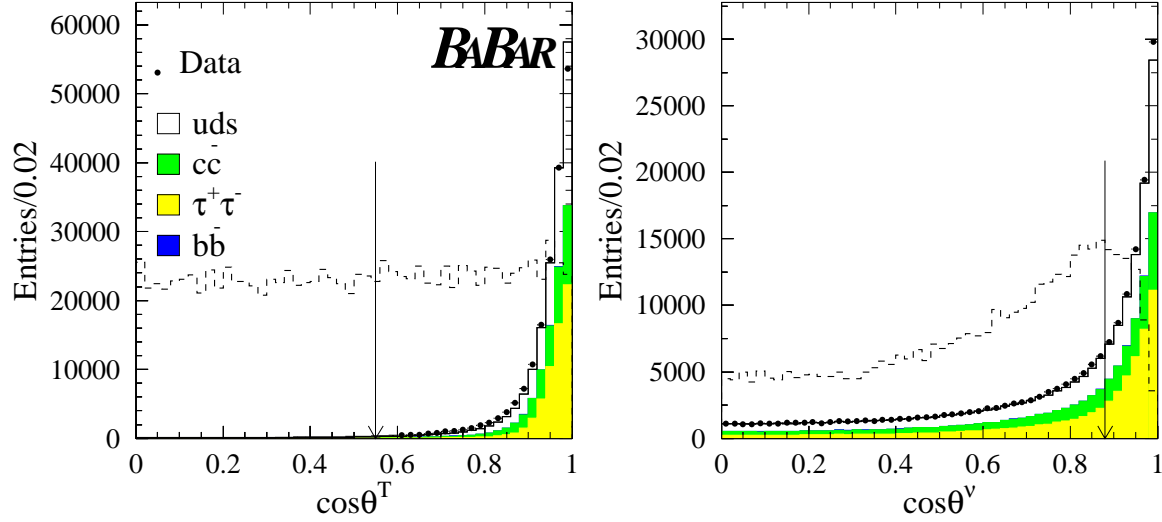


Figure 4: The distributions of  $|\cos \theta^T|$  and  $|\cos \theta^\nu|$  for on-peak data and MC. The events in these plots have passed the requirement  $2.58 < p^* < 2.78$  GeV/c. The signal distributions are overlaid (dashed histograms) with an arbitrary normalization.

and  $B$  are the expected signal and background yields in the MC respectively. The signal branching fraction was set to  $3 \times 10^{-7}$  during the optimization procedure. The resulting box is defined by  $-0.75 < \Delta E < 0.5$  GeV and  $m_{ES} > 5.27$  GeV/c<sup>2</sup>. The MC suggests that about 25% of signal decays passing all previous cuts fall within the signal box. After applying all selection criteria, the  $B^+ \rightarrow \mu^+ \nu_\mu$  efficiency is determined from the MC to be  $2.24 \pm 0.07$  % where the uncertainty is due to MC statistics. Figure 6(a) shows the distribution of  $\Delta E$  vs  $m_{ES}$  for the signal MC. The signal box is represented by the solid lines.

In addition to the signal box, we have defined a slightly larger blinding box. The data within the blinding box was kept hidden until the analysis was completed in order to remove any possible experimenter's bias. Finally, we define several sideband regions that will be denoted the fit sideband and the  $\Delta E$  sidebands. The boundaries of these regions in the  $(\Delta E, m_{ES})$  plane are listed in table 1.

Table 1: The boundaries of the signal box and various sidebands defined for this analysis.

region	$\Delta E$ range (GeV)	$m_{ES}$ range (GeV/c <sup>2</sup> )
signal box(SB)	[-0.75, 0.50]	> 5.27
blinding box	[-1.30, 0.70]	> 5.24
fit sideband	[-0.75, 0.50]	[ 5.10, 5.24 ]
$\Delta E$ sideband (bottom)	[-3.00, -1.30]	> 5.10
$\Delta E$ sideband (top)	[ 0.70, 1.50 ]	> 5.10

We estimate the background in the signal box assuming that the  $m_{\text{ES}}$  distribution is described by the Argus function [8]. This assumption is consistent with the observed distributions in the MC and data  $\Delta E$  sidebands. Due to the correlation between  $\Delta E$  and  $m_{\text{ES}}$  introduced by the inclusive reconstruction of the companion  $B$ , it is not possible to determine the Argus shape from the  $\Delta E$  sidebands. Therefore, the Argus parameter is determined from an unbinned maximum likelihood fit using the data in the region defined by  $-0.75 < \Delta E < 0.5$  GeV and  $5.10 < m_{\text{ES}} < 5.24$  GeV/ $c^2$ . The Argus shape ( $A$ ) is extrapolated through the signal box and constrained to be 0 at the endpoint which is fixed at 5.29 GeV/ $c^2$ . Figure 5 shows the results of the fit. The expected background is given by,

$$N_{\text{bkg}} = N_{\text{fit}} \times \frac{\int_{5.27}^{5.29} A(m_{\text{ES}}) dm_{\text{ES}}}{\int_{5.10}^{5.24} A(m_{\text{ES}}) dm_{\text{ES}}} \equiv N_{\text{fit}} \times R_{\text{Argus}} \quad (6)$$

where  $N_{\text{fit}}$  is the number of events contributing to the fit. The ratio  $R_{\text{Argus}}$  is the area of the background probability density function in the signal box divided by the area within the fit region. The result is  $N_{\text{bkg}} = 5.0_{-1.4}^{+1.8}$  events. The uncertainty is determined by varying the Argus parameter by the  $\pm 1\sigma$  uncertainty from the fit. This technique may underestimate the background since any peaking component within the blinding box would not be accounted for. Therefore, any upper limit obtained on the branching fraction should be conservative. When this procedure is applied to the MC, the resulting background estimate is  $5.2 \pm 0.5$  events, in agreement with the true value of  $5.7 \pm 0.5$  events. The MC indicates the background in the signal box after all cuts are applied is composed of about 58%  $q\bar{q}$  (where  $q = u, d, \text{ or } s$ ), 22%  $c\bar{c}$  and 20%  $B\bar{B}$  events.

## 4 SYSTEMATIC STUDIES

To set an upper limit on the  $B^+ \rightarrow \mu^+ \nu_\mu$  branching fraction we must evaluate systematic uncertainties in the luminosity (number of  $B^\pm$  in the sample), the background estimate, and the signal efficiency. The number of  $B^\pm$  mesons in the on-peak data sample is estimated to be 88.4 million with an uncertainty of 1.1%. The uncertainty in the background estimate is determined by varying the Argus shape within the  $\pm 1\sigma$  uncertainty from the fit.

The uncertainty in the signal efficiency includes the muon candidate selection (particle identification and tracking efficiency) as well as the reconstruction efficiency of the companion  $B$ . The muon identification efficiency has been studied using muon control samples taken from  $e^+e^- \rightarrow e^+e^- \mu^+\mu^-$  events in the data. For muons in the momentum and polar angle region of our signal candidates, we estimate the uncertainty in the identification efficiency from the control sample to be 4.2%. The tracking efficiency for the muon candidate was evaluated from the fraction of tracks reconstructed in the SVT that are also found in the DCH. We find that the tracking efficiency is overestimated in the MC by 0.8%. Therefore, we reduce the MC signal efficiency by this amount and assume a systematic error of 2%.

The companion  $B$  reconstruction has been studied using a control sample of  $B^+ \rightarrow D^{(*)0}\pi^+$  events. This is also a two-body decay so it is topologically very similar to our signal. Once reconstructed, the pion can be treated as if it were the signal muon and the  $D^{(*)0}$  decay products can be ignored to simulate the neutrino. Then the companion  $B$  is reconstructed in the control sample as it would be for signal. We then compare the efficiencies for each of our companion  $B$  selection cuts in the  $B^+ \rightarrow D^{(*)0}\pi^+$  data and MC to quantify any data/MC discrepancies that may affect the signal efficiency. We find that the efficiency after all selection cuts is lower in the data by a factor of  $0.94 \pm 0.04$  where the uncertainty is due to the statistics of the data and MC

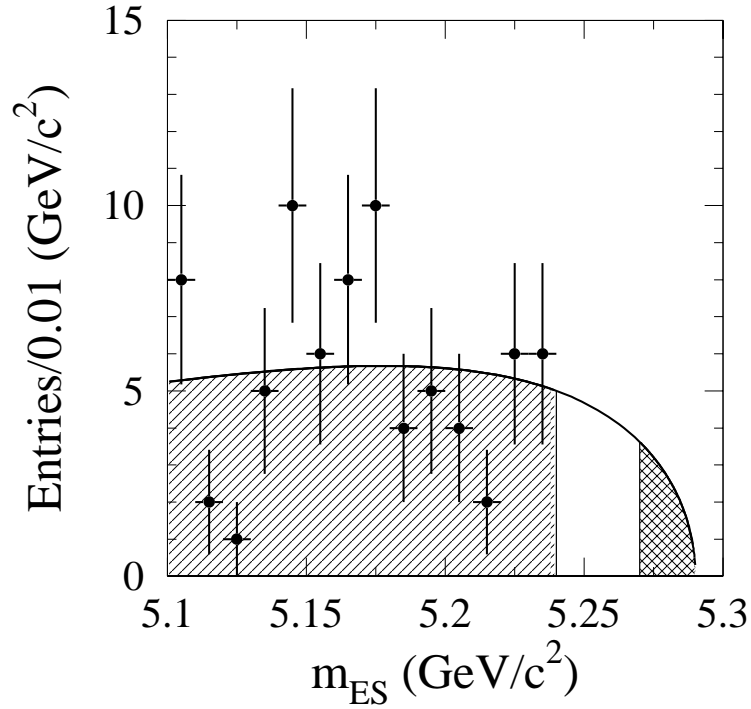


Figure 5: Results of the Argus fit for the background estimate. The fit is performed only on the region  $5.10 < m_{ES} < 5.24 \text{ GeV}/c^2$  (diagonally shaded area) and extrapolated into the signal region represented by the crosshatched area.

control samples. The signal efficiency obtained from the MC is therefore corrected by this factor. A summary of the systematic uncertainties in the signal efficiency is given in table 2. After applying the necessary corrections to the MC, we estimate the signal efficiency to be  $2.09 \pm 0.06$  (stat)  $\pm 0.13$  (syst) %.

Table 2: Contributions to the systematic uncertainty on the signal efficiency.

source	correction	uncertainty
tracking efficiency	0.992	2.0%
muon identification	-	4.2%
companion $B$ reconstruction	0.94	4.3%
total	0.932	6.3%

## 5 PHYSICS RESULTS

In the on-resonance data we find 11 events in the signal box where  $5.0^{+1.8}_{-1.4}$  background events are expected. The probability of a background fluctuation yielding the observed number of events or

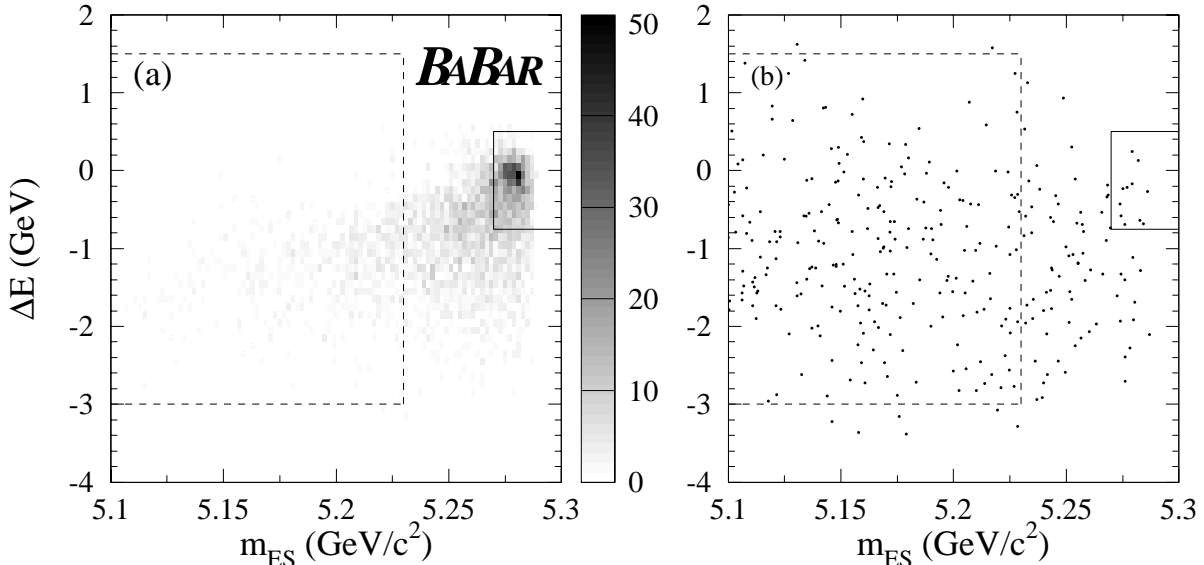


Figure 6: The distributions of  $\Delta E$  vs  $m_{ES}$  in the  $B^+ \rightarrow \mu^+ \nu_\mu$  signal MC (a) and the on-resonance data (b). The signal box is represented by the solid line while the grand sideband is represented by the dashed line.

more is about 4%. The distribution of the data in the  $(\Delta E, m_{ES})$  plane is shown in figure 6(b). Figure 7 shows the  $p^*$  distribution of the on-resonance data after all other selection cuts have been applied. The region between the two arrows ( $2.58 < p^* < 2.78$  GeV/ $c$ ) indicates the selected signal candidates. We set an upper limit on the  $B^+ \rightarrow \mu^+ \nu_\mu$  branching fraction using  $\mathcal{B}(B^+ \rightarrow \mu^+ \nu_\mu) < n_{UL}/S$  where  $n_{UL}$  is the 90% CL upper limit on the number of signal events observed and  $S$  is the sensitivity of the experiment which is the product of the signal efficiency and the number of charged  $B$  mesons in the sample. To determine the number of charged  $B$  mesons we assume equal production of  $B^0$  and  $B^+$  in  $\Upsilon(4S)$  decays. Systematic uncertainties are included in the limit following the prescription given in reference [9]. The preliminary result is

$$\mathcal{B}(B^+ \rightarrow \mu^+ \nu_\mu) < 6.6 \times 10^{-6}$$

at the 90% confidence level.

## 6 ACKNOWLEDGMENTS

We are grateful for the extraordinary contributions of our PEP-II colleagues in achieving the excellent luminosity and machine conditions that have made this work possible. The success of this project also relies critically on the expertise and dedication of the computing organizations that support *BABAR*. The collaborating institutions wish to thank SLAC for its support and the kind hospitality extended to them. This work is supported by the US Department of Energy and National Science Foundation, the Natural Sciences and Engineering Research Council (Canada), Institute of High Energy Physics (China), the Commissariat à l’Energie Atomique and Institut National de Physique Nucléaire et de Physique des Particules (France), the Bundesministerium für

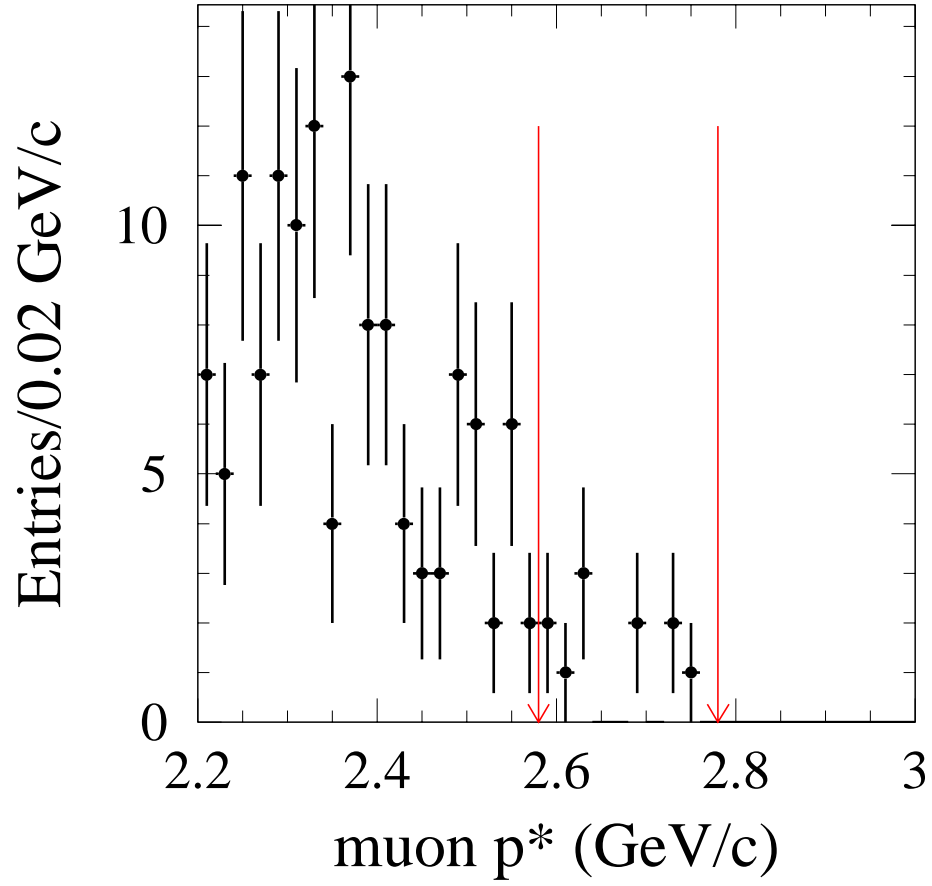


Figure 7: The  $p^*$  distribution of the on-resonance data after all other selection cuts have been applied. The region between the two arrows ( $2.58 < p^* < 2.78$  GeV/c) indicates the selected signal candidates.



Bildung und Forschung and Deutsche Forschungsgemeinschaft (Germany), the Istituto Nazionale di Fisica Nucleare (Italy), the Foundation for Fundamental Research on Matter (The Netherlands), the Research Council of Norway, the Ministry of Science and Technology of the Russian Federation, and the Particle Physics and Astronomy Research Council (United Kingdom). Individuals have received support from the A. P. Sloan Foundation, the Research Corporation, and the Alexander von Humboldt Foundation.

## References

- [1] Particle Data Group, K. Hagiwara *et al.* *Phys. Rev. D* **66**, 010001 (2002)
- [2] W.S. Hou, *Phys. Rev. D Brief Reports* **48**, 2342 (1993)
- [3] G. Valencia and S. Willenbrock, *Phys. Rev. D* **50**, 6843 (1994)
- [4] CLEO Collaboration, M. Artuso *et al.*, *Phys. Rev. Lett.* **75**, 785 (1995)
- [5] The Belle Collaboration, Search for  $W$ -Annihilation  $B$  Meson Decays, BELLE-CONF-0247
- [6] The BABAR Collaboration, B. Aubert *et al.*, *Nucl. Instrum. Methods A* **479**, 1-116 (2002)
- [7] G.C. Fox and S. Wolfram, *Phys. Rev. Lett.* **41**, 1581 (1978)
- [8] The Argus function is described by,

$$\frac{dN}{dm_{\text{ES}}} \propto m_{\text{ES}} \times \sqrt{1 - \frac{m_{\text{ES}}^2}{E_{\text{beam}}^2}} \times \exp\left[-\zeta\left(1 - \frac{m_{\text{ES}}^2}{E_{\text{beam}}^2}\right)\right], \quad (7)$$

ARGUS Collaboration, H. Albrecht *et al.*, *Phys. Lett. B* **241**, 278 (1990)

- [9] R.D. Cousins and V.L. Highland, *Nucl. Instrum. Methods A* **320**, 331 (1992)