DIFFRACTION: QCD EFFECTS IN COLOR SINGLET EXCHANGE

Anthony T. Doyle*
Department of Physics and Astronomy
University of Glasgow
Glasgow, Scotland

ABSTRACT

Measurements of diffractive phenomena observed at HERA and the Tevatron are reviewed. A short introduction to the theoretical background is presented where color singlet exchange reactions are discussed and the diffractive contribution and its interpretation via pomeron exchange outlined. The review focuses on the current experimental directions at HERA and discusses exclusive production of vector mesons, the dissociation of real photons and the deep inelastic structure of diffraction. Complementary information obtained from hadronic final states and jet structures is also discussed. The experimental signatures for diffractive jet and $W^{\pm}$ production observed at the Tevatron are described and the rates compared with those from the HERA experiments.

*Supported by PPARC and DESY.

© 1997 by Anthony T. Doyle.

1 Introduction

1.1 Prologue

In 1992, H. Fritzsch summarized the status of "QCD 20 Years On"[1] with the words "A very large amount of data in strong-interaction physics is described by the Pomeron singularity.... The fact that the physics of the Pomeron is very simple needs to be explained in equally simple terms in QCD.... Using HERA the experimentalists will be able to study the region of very low x in deep inelastic scattering.... Furthermore, both in $p\bar{p}$-scattering at high energies and at HERA the structure functions of the Pomeron can be studied in more detail." Now, 25 years after the first developments of QCD, at the 25th SLAC Summer Institute, we can discuss a series of diffractive measurements that have been made in the intervening period at HERA and the Tevatron.

1.2 HERA Kinematics

The diffractive processes studied at HERA are of the form:

$$e\ (k)\ +\ p\ (P) \rightarrow e'\ (k')\ +\ p'(P')\ +\ X,$$

where the photon dissociates into the system X and the outgoing proton, p', remains intact, corresponding to single dissociation, as illustrated in Fig. 1. The measurements are made as a function of the photon virtuality, $Q^2 \equiv -q^2 = -(k\ -\ k')^2$, the center-of-mass energy of the virtual-photon proton system, $W^2 = (q\ +\ P)^2$, the invariant mass of the dissociated system, X, denoted by M^2, and the four-momentum transfer at the proton vertex, given by $t = (P\ -\ P')^2$.

1.3 Signatures of Diffraction

The processes studied build upon the basic elastic scattering process

$$AB \rightarrow AB$$

which is constrained through the measurement of the corresponding total cross section $AB \rightarrow$ anything, via the optical theorem. The diffractive processes measured are then

$$AB \rightarrow XB \qquad \text{single dissociation}$$

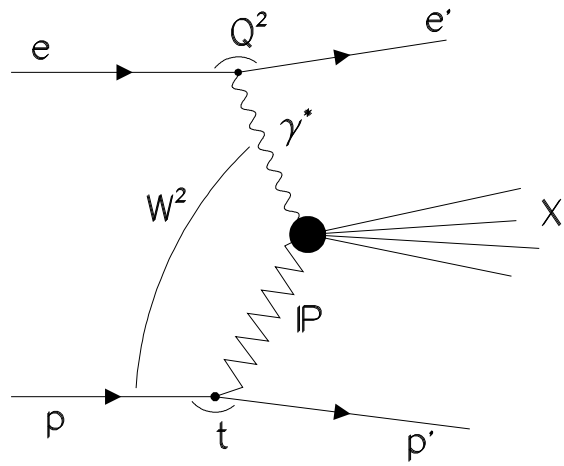

Fig. 1. Kinematic variables of diffractive ep scattering at HERA.

$$AB \to XY \qquad \text{double dissociation,}$$

where the systems X and Y have a limited mass compared to the overall energy available, W. The process is thought of as being mediated by the exchange of an object with vacuum quantum numbers (in particular, no color is exchanged in the process). A signature for diffraction is via the momentum fraction carried by the exchanged color singlet state. When this fraction is less than 1% of the momentum of, say, particle B (in the infinite momentum frame of B) we can interpret this as being largely due to Pomeron exchange. The kinematics of producing two low-mass outgoing states (X and B or X and Y) with a small momentum fraction exchanged between them therefore leads to a rapidity gap. The high energy available at HERA provides a large rapidity span, $\Delta(\eta^*)$, of $\sim$ 12 units [here, $\Delta(\eta^*) \equiv \eta^*_{\rm max} - \eta^*_{\rm min}$ where $\eta^*_{\rm max} \sim \ln(W/m_p) = 5$ and $\eta^*_{\rm min} \sim -\ln(W/m_\pi) = -7$ for a typical $W \simeq 150$ GeV]. A color singlet exchange of Reggeons (dominating at lower W) and the Pomeron (dominating at higher W) can be used to interpret the data on single dissociation and double dissociation reactions. Fluctuations from processes where color is exchanged may also generate low-mass states. However, these will be exponentially suppressed: The (Poisson) probability of *not* producing a given particle in the rapidity gap $\Delta\eta$ when the two systems are color connected is $exp(-\lambda\Delta\eta)$, where λ is the mean particle density for a given $\Delta\eta$ interval. This exponential fall-off reflects the plateau in the corresponding (non-diffractive) multiplicity distribution as a function of η which increases relatively slowly (logarithmically) with increasing W (Ref. 2).

In Fig. 2, the t distributions of pp elastic scattering data are illustrated as a function of the longitudinal momentum (p_L) of the outgoing proton transformed to a fixed-target rest frame. The patterns are similar to the diffraction patterns observed when light is scattered from an aperture and exhibit an exponential fall-off for values of t below $\simeq 1$ GeV^2. This characteristic fall-off increases with increasing energy, a property known as shrinkage, and differs for different incident and outgoing systems. In order to characterize the t-dependence, a fit to the diffractive peak is performed. In the most straightforward approach, a single exponential fit to the t distribution, $d\sigma/d|t| \propto e^{-b|t|}$ for $|t| \lesssim 0.5$ GeV^2 is adopted. Physically, the slope of the t dependence in diffractive interactions tells us about the effective radius of that interaction, R_I: if $\mathrm{d}\sigma/dt \propto e^{-b|t|}$, then $b \simeq R_I^2/4$.

1.4 Regge Trajectories

The subject of diffraction is far from new: Diffractive processes have been measured and studied for more than 30 years.[3] Their relationship to the corresponding total cross sections at high energies has been successfully interpreted via the optical theorem and Regge theory. At lower energies the color singlet exchange of virtual mesons, called Reggeons, contribute to the fall of the cross section with increasing energy. At higher energies, the introduction of an additional trajectory, known as the Pomeron trajectory, with a characteristic W^2 and t dependence is necessary.[4] The energy behavior of the total cross sections can then be described by the sum of two power-law dependences on the center-of-mass energy, $s \equiv W^2$

$$\sigma_{\mathrm{tot}} = A \cdot (W^2)^{\epsilon} + B \cdot (W^2)^{-\eta}, \tag{1}$$

where W is measured in GeV, $\epsilon = \alpha_{I\!P}(0) - 1$, and η is defined to be positive such that $\eta = -[\alpha_{I\!R}(0) - 1]$. Here, $\alpha_{I\!P}(0)$ and $\alpha_{I\!R}(0)$ are the Pomeron and Reggeon intercepts (i.e., the values of the parameters at $t = 0$ GeV^2), respectively. A wide range of total cross-section data is used to determine the parameters ϵ and η. The fall-off at low energy due to Reggeon exchange constrains the value of $\eta \simeq 0.45$. The slow rise of hadron-hadron total cross sections with increasing energy indicates that the value of $\epsilon \simeq 0.08$, i.e., the total cross sections increase as $W^{0.16}$, although the $p\bar{p}$ data from CDF at two $\sqrt{s}$ values indicate $\epsilon = 0.112 \pm 0.013$ (Ref. 5). Recent fits using all pp and $\bar{p}p$ data are consistent with a value of $\epsilon = 0.08 \pm 0.02$ which will be used here to characterize this behavior.[6]

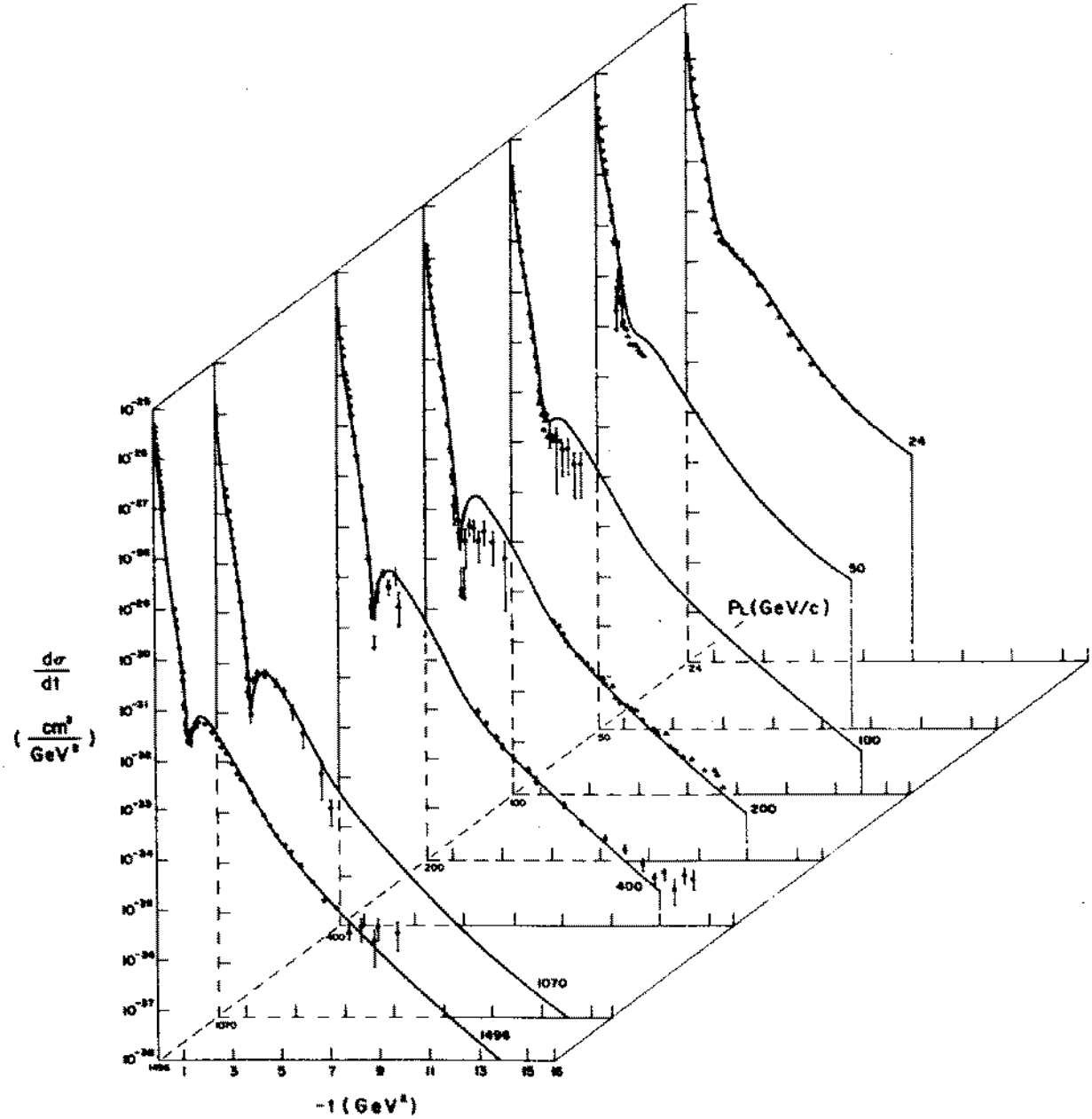

Fig. 2. *Signatures of diffraction:* $d\sigma/dt$ for ISR pp data as a function of p_L, the longitudinal momentum of the outgoing proton transformed to a fixed-target rest frame, from 24 GeV (uppermost plot) to 1496 GeV (lowest plot).

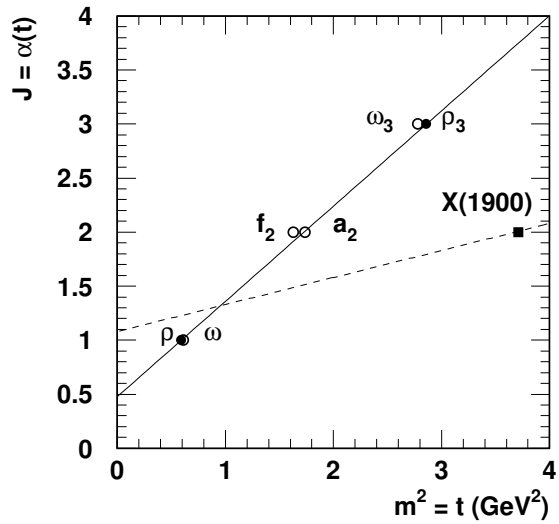

Fig. 3. *Regge trajectories:* The degenerate Regge trajectories are indicated by the solid line. The Pomeron trajectory is indicated by the dashed line. Also indicated are the ρ, ω, f, and a resonances as well as the $I(J^{PC}) = 0(2^{++})$ glueball candidate state $X(1900)$ observed by the WA91 Collaboration.[7]

In a Regge analysis, the diffractive data are interpreted via exchanges with spin $J = \alpha(t) = \alpha(0) + \alpha' t$ and $d\sigma/dt \propto (\frac{W^2}{W_0^2})^{2(\alpha(0)-1)} e^{-b|t|}$, with $b = b_0 + 2\alpha' \ln(W^2/W_0^2)$. At lower energies, these correspond to Reggeon (i.e., approximately degenerate ρ, ω, f, and a) exchanges. At the highest energies, where the Pomeron contribution dominates, the optical theorem relates the total cross sections to the elastic, and hence diffractive, scattering amplitude at the same W^2. In Fig. 3, the trajectories, $J = \alpha(t)$, are shown as a function of M^2. The diffractive data probe the region of negative t. Given the dominance of the Pomeron contribution at large W and an approximately exponential behavior of the $|t|$ distribution with slope b, whose mean $|\bar{t}|$ value is given by $1/b$ at the mean $\overline{W}$ of a given data sample, the diffractive cross-section rise is moderated from $(W^2)^{2\epsilon}$ to

$$\sigma_{\text{diff}} \simeq (W^2)^{2(\epsilon - \alpha' \cdot |\bar{t}|)} \equiv W^{4\bar{\epsilon}}, \tag{2}$$

where $\bar{\epsilon} = \epsilon - \alpha' \cdot |\bar{t}| = \alpha(\bar{t}) - 1$ and $\alpha' = 0.25$ GeV^{-2} reflects the shrinkage of the diffractive peak as a function of t with increasing W^2. The observed shrinkage of the diffractive peak therefore corresponds to a relative reduction of the diffractive cross section with increasing energy. This value may be compared with the corresponding parameter $\alpha'_{I\!R} \simeq 0.9$ GeV^{-2} for Reggeon exchanges.

1.5 Maps of the Pomeron

While these Regge-based models gave a unified description of pre-HERA diffractive data, this approach is not fundamentally linked to the underlying theory of QCD. It was anticipated that at HERA and Tevatron energies if any of the scales Q^2, M^2, or t become larger than the QCD scale Λ^2, then it may be possible to apply perturbative QCD (pQCD) techniques, which predict changes to this power law behavior. Qualitatively, the W dependence could be ascribed to the rise of the gluon density with decreasing x determined from the large scaling violations of $F_2(x, Q^2)$, where x is the Bjorken scaling variable, $x = Q^2/2P \cdot q \simeq Q^2/(Q^2 + W^2)$. QCD factorization into a long-timescale and short-timescale process, where this timescale is characterized by $1/Q$ or $1/M$ or $1/\sqrt{t}$, leads to the following approaches.

- For exclusive final states, e.g., vector meson production, with a hard scale the approach is very simple

  $$\sigma_{\text{diff}} \sim G_p^2 \otimes \hat{\sigma},$$

  i.e., two-gluon exchange where G_p^2 is the square of the gluon density of the proton at a representative value of x and $\hat{\sigma}$ represents the hard scattering process. The rise of F_2 with decreasing x, which constrains the gluon density, corresponds to an increase in the effective value of ϵ. This brings us from the regime of dominance of the slowly-rising "soft" Pomeron to the newly emergent "hard" behavior, and the question of how a transition may occur between the two. The QCD expectation is that the cross sections should approximately scale as a function of t, corresponding to a weak dependence of ϵ as a function of t and therefore a decrease of α' for the perturbative Pomeron.

- For inclusive diffraction with a hard scale

  $$\sigma_{\text{diff}} \sim G_p \otimes \hat{\sigma} \otimes H,$$

  i.e., leading-gluon exchange where G_p is the gluon density of the proton, $\hat{\sigma}$ represents the hard scattering process, and H represents the hadronization process. Here, the final state with a leading proton is seen as a particular hadronization process.[8] For processes involving one incoming hadron, the above approaches can be tested and compared with experimental data.

- Finally, one can break the process down further and invoke Regge factorization where a flux of Pomerons, $f_{I\!P/p}$, lead to partons from the Pomeron, $f_{i/I\!P}$, which interact and hadronize

$$\sigma_{\rm diff} \sim f_{I\!P/p} \otimes f_{i/I\!P} \otimes \hat{\sigma} \otimes H.$$

For processes involving two incoming hadrons, this approach has been generalized to

$$\sigma_{\rm diff} \sim f_{I\!P/p} \otimes f_{i/I\!P} \otimes \hat{\sigma} \otimes f_{j/h} \otimes H,$$

where $f_{j/h}$ represents the partons from the hadron which has not diffractively dissociated. This Regge factorization approach can therefore be experimentally tested when diffractive data from HERA and the Tevatron are compared.

Precisely where the Regge-based approach breaks down or where pQCD may be applicable is open to experimental question. In addition, once we observe "hard" diffractive phenomena, we can ask whether the pQCD techniques applied to inclusive processes also apply to these exclusive color singlet exchange reactions. The emphasis is therefore on the internal (in)consistency of a wide range of measurements of diffractive and total cross sections. As an experimentalist navigating around the various theoretical concepts of the Pomeron, it is sometimes difficult to see which direction to take and what transitions occur where [Fig. 4(a)]. However, from an experimental perspective, the directions are clear, even if the map is not yet complete [Fig. 4(b)].

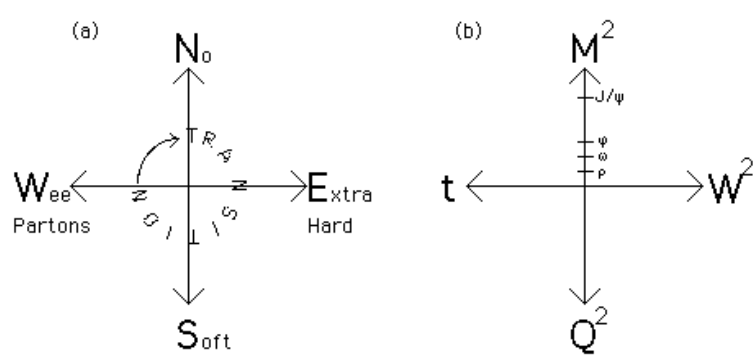

Fig. 4. *Maps of the Pomeron:* (a) theoretical and (b) experimental directions.

1.6 Outline

The HERA collider allows us to observe a broad range of diffractive phenomena at high W^2. What is new is that we have the ability to observe the variation of these cross sections at specific points on the M^2 scale, from the ρ^0 up to the Υ system as discussed in Sec. 2. Similarly, the production cross section can be explored as a function of Q^2, using a virtual photon probe. The observation of a significant fraction of events ($\simeq 10\%$) with a large rapidity gap between the outgoing proton and the rest of the final state in deep inelastic scattering (DIS) has led to measurements of the internal structure of the Pomeron. In addition, the leading proton spectrometer data, where the diffracted proton is directly measured, enable the t distribution as well as the structure function to be determined simultaneously. These results are discussed in Sec. 3. Studies of the hadronic final state in events with a large rapidity gap, including transverse energy flows, event shape distributions, and high-p_T jets, have been used to provide complementary information on this structure. Also, the observation of rapidity gaps between jets, corresponding to large-t diffraction, are presented in Sec. 4. Many of these hadronic final state investigations were initiated at $p\bar{p}$ colliders. In Sec. 5, the latest results from the Tevatron on diffractive dijet and $W^{\pm}$ production, rapidity gaps between jets, and first observations of hard double-Pomeron exchange are presented. A comparison of hard diffractive event rates at HERA and the Tevatron is given and the interpretation of the observed differences is discussed.

2 Exclusive Production of Vector Mesons

The experimental signals are the exclusive production of the vector mesons in the following decay modes:

$$\rho^0 \to \pi^+\pi^-, \quad \phi \to K^+K^-, \quad J/\psi \to \mu^+\mu^-, \quad e^+e^-, \quad \Upsilon \to \mu^+\mu^-.$$

First results on $\omega \to \pi^+\pi^-\pi^0$ and higher vector mesons ($\rho' \to \pi^+\pi^-\pi^0\pi^0$, $\rho' \to \pi^+\pi^-\pi^+\pi^-$, and $\psi' \to \mu^+\mu^-,\ e^+e^-$) have also been presented. A recent review of the HERA data can be found in Ref. 9.

The relevant components of the H1 and ZEUS detectors are the inner tracking chambers which measure the momentum of the decay products; the calorimeters which allow identification of the scattered electron and are used in the triggering

of photoproduced vector mesons; and the outer muon chambers used to identify muonic decays of the J/ψ and Υ. The clean topology of these events results in typical uncertainties on the measured quantities (t, M^2, W^2, and Q^2), reconstructed in the tracking chambers, of order 5%. Containment within the tracking chambers corresponds to a W interval in the range $40 \lesssim W \lesssim 180$ GeV.

Photoproduction processes have been extensively studied in fixed-target experiments, providing a large range in W over which to study the cross sections. The key features are the weak dependence of the cross section on W, an exponential dependence on t with a b slope which shrinks with increasing W and the retention of the helicity of the photon by the vector meson.

In Fig. 5, the ZEUS results for exclusive ρ^0 production as a function of t are shown. An exponential fit to the ZEUS data in three W intervals yields b-slopes which are fitted to the form

$$b = b_0 + 2\alpha' \ln(W^2/M_V^2)$$

expected from Regge theory. The fitted value of $\alpha' = 0.23 \pm 0.15^{+0.10}_{-0.07}$ GeV^{-2} is consistent with a shrinkage of the t slope with increasing W^2, as expected from soft diffractive processes.

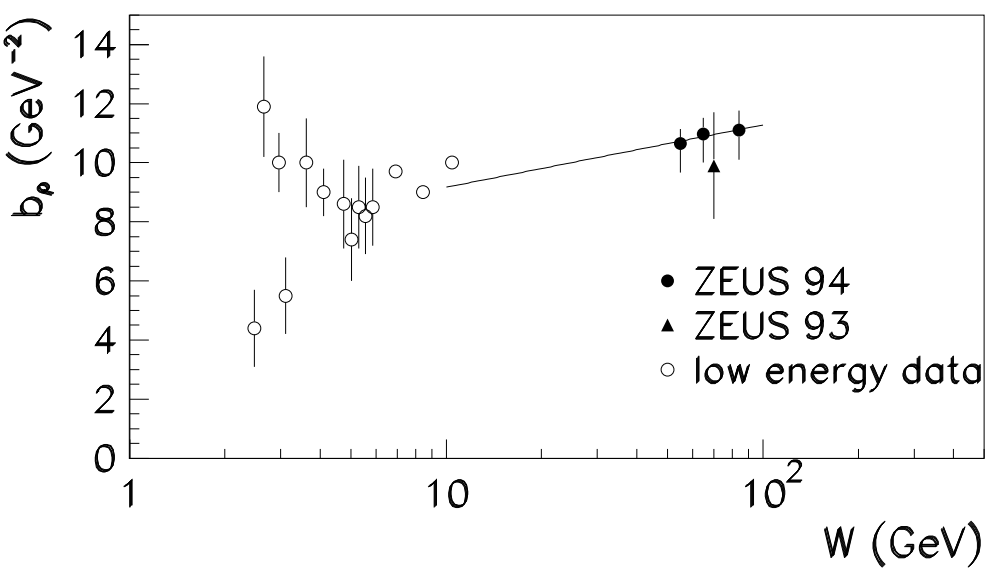

Fig. 5. ZEUS exclusive ρ^0 t distributions characterized by b_ρ as a function of W, together with a fit to the data discussed in the text, and compared to a compilation of lower energy data.[10]

The interaction radius, R_I, can be approximately related to the radii of the interacting proton and vector meson, $R_I \simeq \sqrt{R_P^2 + R_V^2}$. The variation of these b values is shown in Fig. 6(a) as a function of vector meson mass M_V^2. In Fig. 6(b), these slopes are presented as a function of increasing virtuality of the photon for ρ^0 production data. In each case, the range of measured b-slopes varies from around 10 GeV^{-2} ($R_I \simeq 1.3$ fm) at low M_V^2 or Q^2 to 4 GeV^{-2} ($R_I \simeq 0.8$ fm) at the highest M_V^2 or Q^2 so far measured. Given $R_P \simeq 0.7$ fm, this variation in b-slopes corresponds to a significant decrease in the effective radius of the interacting vector meson from $R_V \simeq 1.1$ fm to $R_V \simeq 0.4$ fm as M_V^2 (at fixed $Q^2 \simeq 0$ GeV^2) or Q^2 (at fixed $M_V^2 = M_\rho^2$) increase.

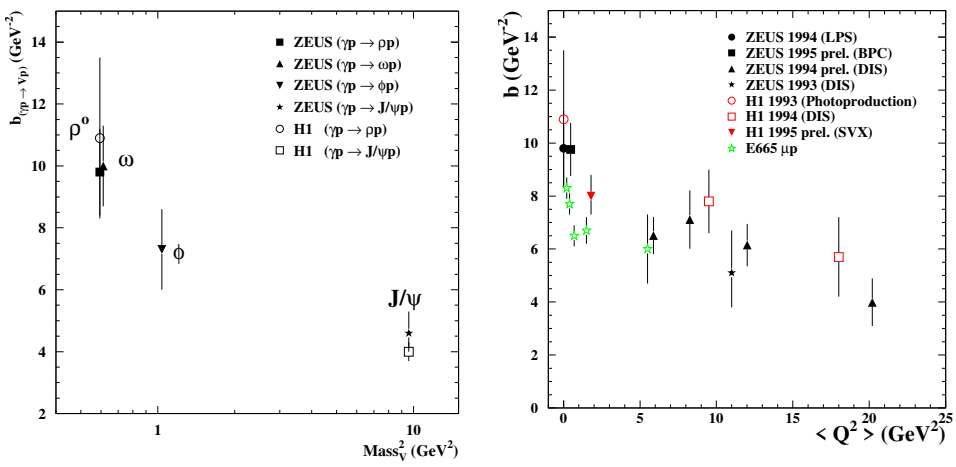

(a) b-slopes as a function of M_V^2.

(b) b-slopes as a function of $< Q^2 >$ for exclusive ρ^0 production.

Fig. 6. Exclusive vector meson production b-slopes as a function of (a) mass of the vector meson M_V^2 and (b) mean virtuality of the photon $< Q^2 >$.

Integrating over the measured t dependence, the W dependence of the results on exclusive vector meson photoproduction cross sections are shown in Fig. 7. There is generally good agreement between the experiments on the measured cross sections. The γp total cross section is also shown in Fig. 7, rising with increasing energy as in hadron-hadron collisions and consistent with a value of $\epsilon \simeq 0.08$, i.e., the total cross section increases as $W^{0.16}$.

Given the dominance of the Pomeron trajectory at high W and a $|t|$ distribution whose mean value $|\bar{t}|$ is given by $1/b$, the diffractive cross-section rise is

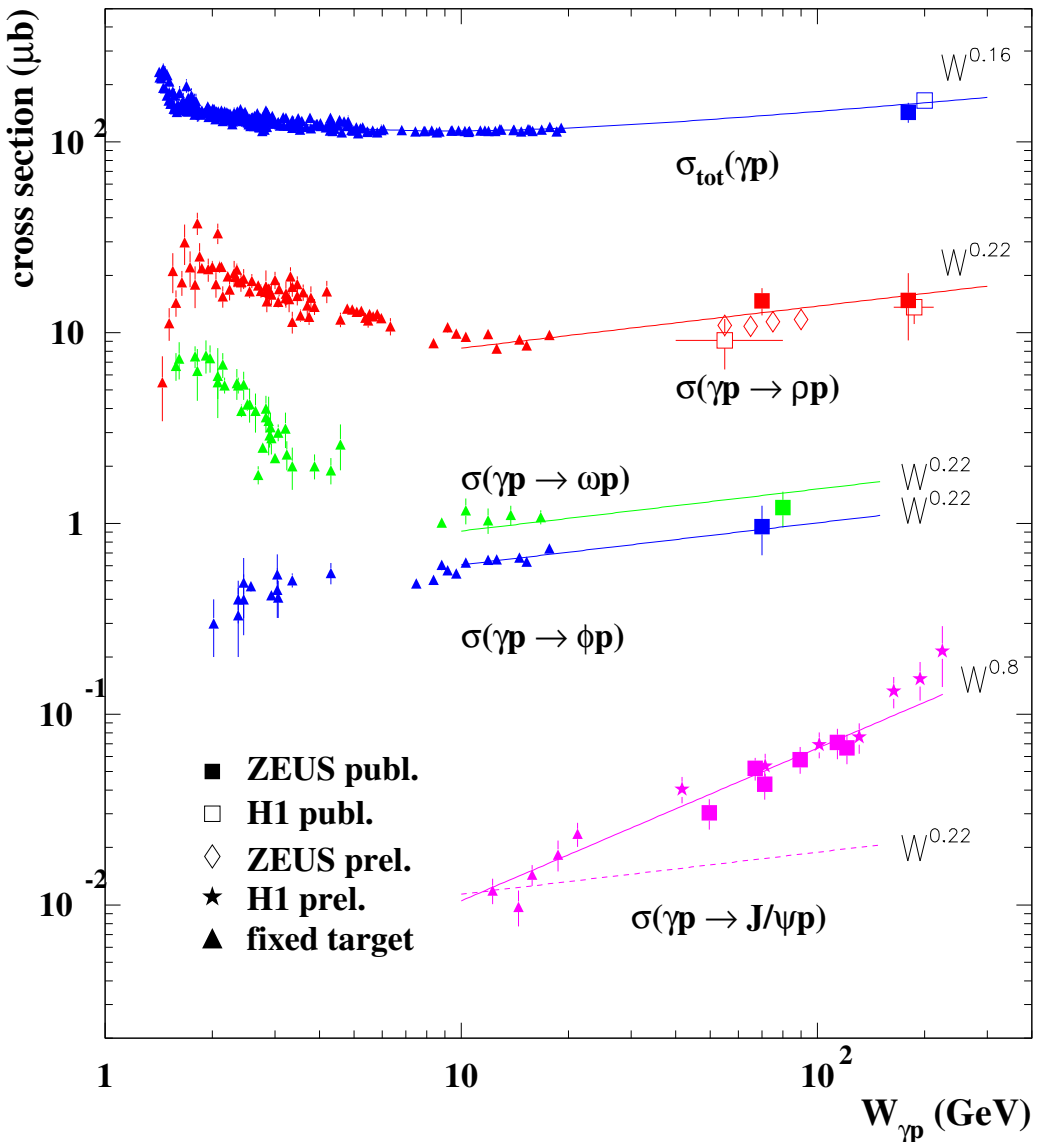

Fig. 7. W dependence of the exclusive vector meson and total photoproduction cross sections compared to various power law dependences discussed in the text.

moderated from $W^{4\epsilon} = W^{0.32}$ to

$$W^{4(\epsilon - \alpha' \cdot |\bar{t}|)} \equiv W^{4\bar{\epsilon}} = W^{0.22}.$$

Here, $\bar{\epsilon} = 0.055$ characterizes the effective energy dependence after integration over t for $b = 10$ GeV^{-2} (which is appropriate for ρ^0 exchange as observed in Fig. 5). The observed shrinkage of the diffractive peak therefore corresponds to a relative reduction of the diffractive cross section with increasing energy. Such a dependence describes the general increase of the ρ^0, ω, and ϕ vector meson cross sections with increasing W. However, the rise of the J/ψ cross section is clearly not described by such a W dependence, the increase being described by an effective $W^{0.8}$ dependence. While these effective powers are for illustrative purposes only, it is clear that in exclusive J/ψ production a new phenomenon is occurring. For example, fits to the ZEUS data yield results for $\bar{\epsilon}$ which are inconsistent with soft Pomeron exchange

$$\bar{\epsilon} = 0.230 \pm 0.035 \pm 0.025.$$

The J/ψ (charm) mass scale, M_ψ^2, is larger than the QCD scale, Λ^2, and it is therefore possible to apply pQCD techniques. The theoretical analysis predicts that the rise of the cross section is proportional to the square of the gluon density at small x (a pair of gluons with no net color is viewed as the perturbative Pomeron),

$$\sigma(\gamma p \to J/\psi\ p) \propto [xG(x, \bar{Q}^2)]^2 \simeq W^{4\bar{\epsilon}} \simeq W^{0.8},$$

where $\bar{Q}^2 = (Q^2 + M_{J/\psi}^2)/4 (\simeq 2.4$ GeV^2 for the photoproduction data) is chosen as the scale in the Ryskin model.[11] This approach enables discrimination among recent parametrizations of the proton structure function as shown in Fig. 8(a). Here, the measured cross sections are compared to the Ryskin model for various choices of parton densities which describe recent F_2 data. The approach is therefore very promising as an independent method to determine the gluon distribution at low-x from the HERA data. Currently, however, there are model uncertainties and the calculations are only possible in leading order. The normalization is therefore uncertain by up to a factor of two.

We also know from measurements of the DIS $\gamma^* p$ total cross section that application of formula (1) results in a value of ϵ which increases with increasing Q^2, with $\epsilon \simeq 0.2$ to 0.25 at $Q^2 \simeq 10$ GeV^2 (Ref. 12). The fact that the corresponding relative rise of F_2 with decreasing x can be described by pQCD evolution[13] points

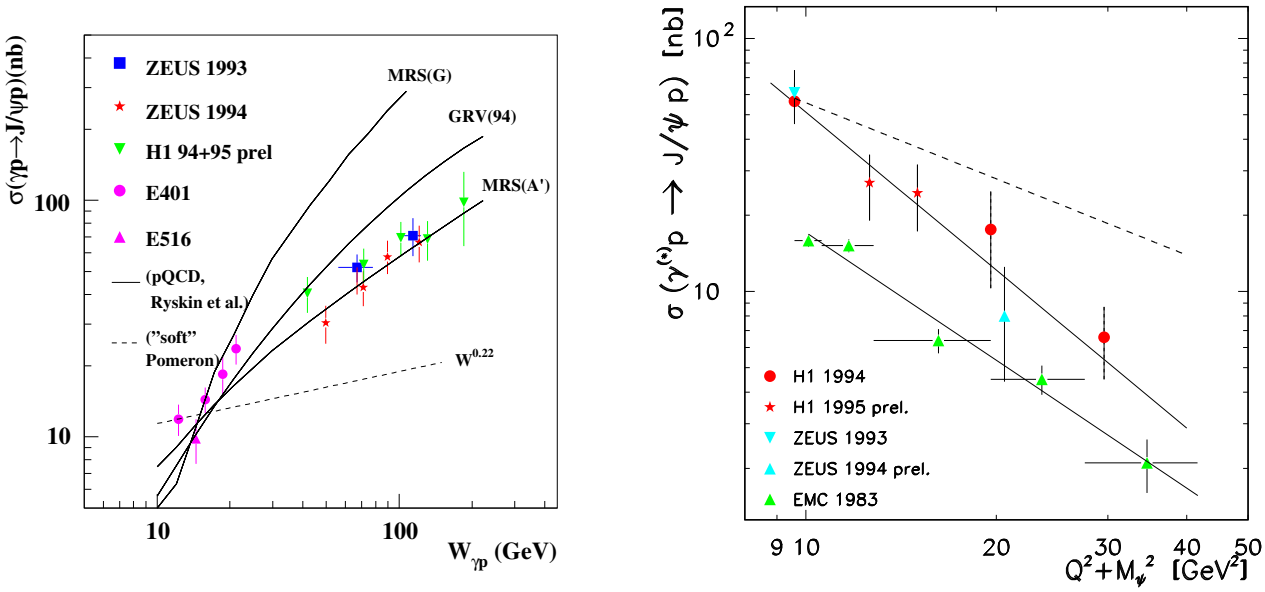

(a) W dependence of exclusive J/ψ photoproduction cross sections compared to the Ryskin model discussed in the text.

(b) $Q^2 + M_\psi^2$ dependence of exclusive J/ψ electroproduction cross sections compared to the dependences discussed in the text.

Fig. 8. Exclusive J/ψ production cross sections as a function of (a) W and (b) $Q^2 + M_\psi^2$.

towards a predicted function $\epsilon = \epsilon(Q^2)$ for $Q^2 \gtrsim Q_0^2$. The current data indicate that this transition occurs for $Q^2 \simeq 1$ GeV^2 (Ref. 14).

J/ψ electroproduction results are also available; the $Q^2 + M_\psi^2$ dependence of the data is shown in Fig. 8(b). The cross sections are fitted to $\sigma \propto 1/(Q^2 + M_\psi^2)^n$ where the fitted line corresponds to $n \simeq 2.1$ for the combined H1 and ZEUS data. This compares to the prediction of the Vector Dominance Model (VDM), applicable to soft photoproduction processes, where $n = 1$ (shown as the dashed line) and the Ryskin model where $n \simeq 3$. Also shown are the lower-W EMC data where $n \simeq 1.5$. The J/ψ electroproduction cross section is of the same order as the ρ^0 data. This is in marked contrast to the significantly lower photoproduction cross section for the J/ψ, even at HERA energies, also shown in Fig. 7. Further results in this area will allow tests of the underlying dynamics for both transverse and longitudinally polarized photons coupling to light and heavy quarks in the pQCD calculations.

One contribution to the DIS $\gamma^* p$ total cross section is the electroproduction of low mass vector mesons, here typified by the ρ^0 data. The decay angle distributions of the pions in the ρ^0 rest frame with respect to the virtual photon proton axis from the E665 fixed-target experiment ($7 < W < 28$ GeV) are shown in Fig. 9 (Ref. 15). The measurements of this helicity angle of the vector meson decay determines $R = \sigma_L/\sigma_T$ for the (virtual) photon, assuming s-channel helicity conservation, i.e., that the vector meson preserves the helicity of the photon.

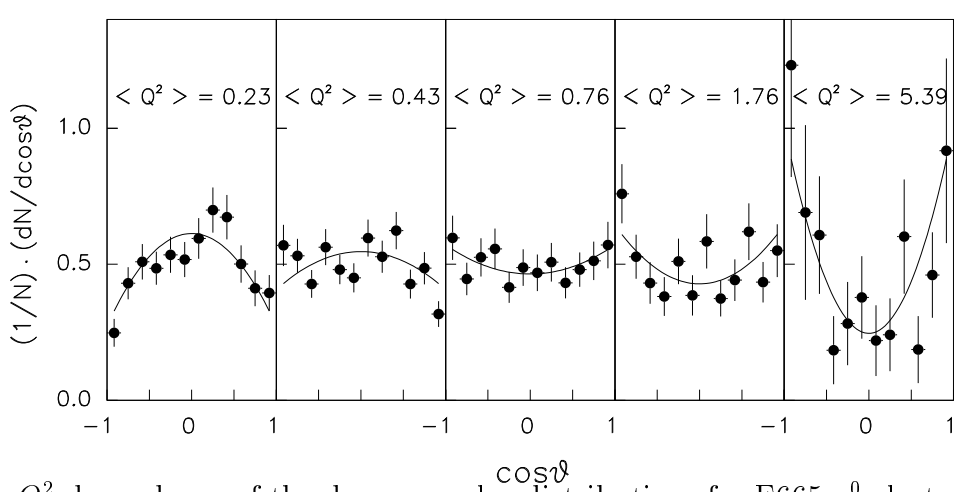

Fig. 9. Q^2 dependence of the decay angular distributions for E665 ρ^0 electroproduction data.

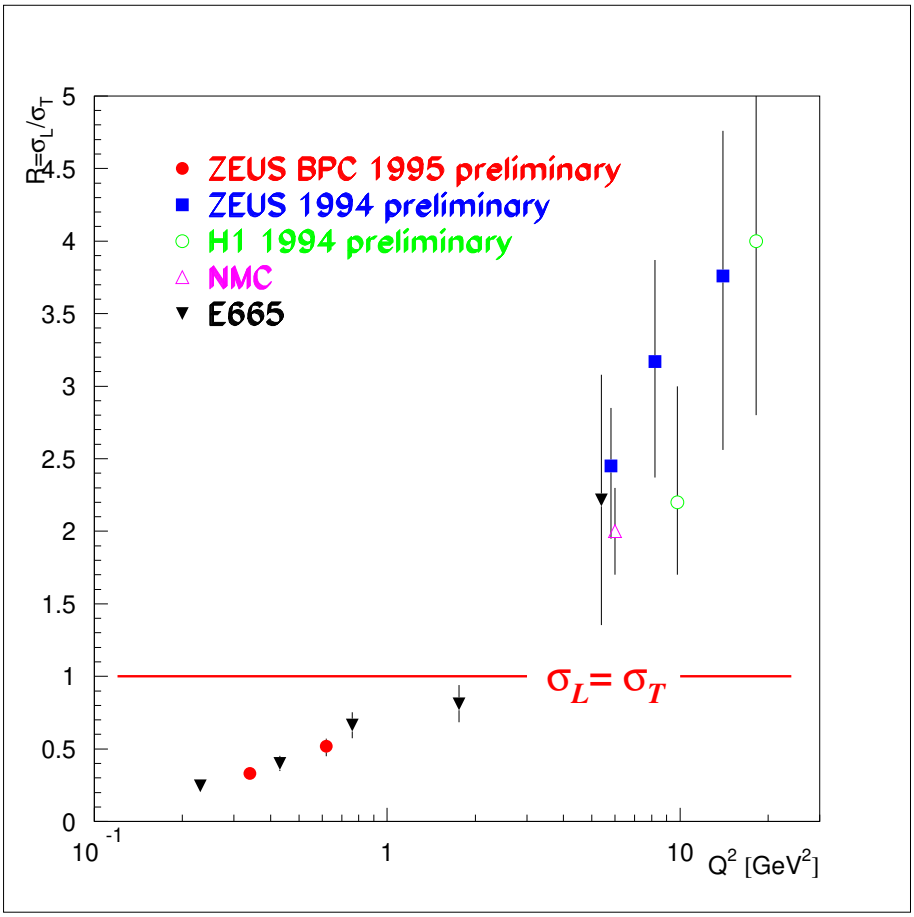

Fig. 10. Ratio $R = \sigma_L/\sigma_T$ of ρ^0 electroproduction data.

The decay angular distribution can be written as $\frac{1}{N}\frac{dN}{d\cos\theta_h} = \frac{3}{4}[1 - r^{04}_{00} + (3r^{04}_{00} - 1)\cos^2\theta_h]$, where the density matrix element r^{04}_{00} represents the probability that the ρ^0 was produced longitudinally polarized by either transversely or longitudinally polarized virtual photons. The value of R is then obtained from $R = \frac{\sigma_L}{\sigma_T} = \frac{2(1-y)}{Y_+} \cdot \frac{r^{04}_{00}}{1-r^{04}_{00}}$, where $y = P \cdot q/P \cdot k$ is the fractional energy loss of the electron in the proton rest frame and $Y_+ = 1 + (1-y)^2$. The kinematic factor $2(1-y)/Y_+$ is typically close to unity. This variation of R with Q^2 is summarized in Fig. 10. The photoproduction measurements for the ρ^0 (not shown) are consistent with the interaction of dominantly transversely polarized photons and hence $R \simeq 0$. The electroproduction data are consistent with a universal dependence on Q^2 independent of W, and show a transition from predominantly transverse to predominantly longitudinal photons with increasing Q^2. This increase of σ_L is due to an increased flux of longitudinal photons, $\sigma_L \propto (Q^2/M_X^2)\sigma_T$. At higher Q^2

values, the cross section due to longitudinal exchange is determined in leading-log pQCD (Ref. 16), where the underlying interaction of the virtual photon with the constituent quarks of the ρ^0 is calculated. As noted previously [see Fig. 6(b)], the measured b-slope decreases by about a factor of two from the photoproduction case to values comparable to that in the photoproduced J/ψ case. The basic interaction is probing smaller distances, which allowed a first comparison of the observed cross section with the predictions of pQCD (Ref. 17).

The W dependence of the (virtual-)photon proton ρ^0 cross sections for finite values of Q^2 is shown in Fig. 11(a), compared to the corresponding photoproduction cross sections (the ϕ data, not shown, exhibit similar trends). There is a significant discrepancy between the ZEUS and H1 measured cross sections at $Q^2 = 20$ GeV^2 as well as a smaller discrepancy between the E665 and NMC measurements at $Q^2 \simeq 6$ GeV^2. This is illustrated by comparison with the $W^{0.8}$ (dashed) and $W^{0.22}$ (dotted) lines for $Q^2 \simeq 6$ GeV^2 and $Q^2 \simeq 20$ GeV^2. At each Q^2 value, a simple dependence cannot account for all the data.

One of the key problems in obtaining accurate measurements of these exclusive cross sections and the t slopes is the uncertainty of the double dissociation component, where the proton has also dissociated into a low mass nucleon system.[18] At HERA, the forward calorimeters will see the dissociation products of the proton if the invariant mass of the nucleon system, M_N, is above approximately 4 GeV. A significant fraction of double dissociation events produces a limited mass system which is typically not detected. One expects that the dissociated mass spectrum will fall as $d\sigma/dM_N^2 \propto (1/M_N^2)^{1+\bar{\epsilon}}$, and integrating over the t-dependence, CDF obtains $\epsilon = 0.100 \pm 0.015$ at $\sqrt{s} = 1800$ GeV (Ref. 19). Precisely how the proton dissociates and to what extent the proton can be regarded as dissociating independently of the photon system is not *a priori* known. Currently, this uncertainty is reflected in the cross sections by allowing the value of $\bar{\epsilon}$ to vary from around 0.0 to 0.5, a choice which covers possible variations of $\bar{\epsilon}$ as a function of M_N and W. Combining all uncertainties, the overall systematic errors on the various cross sections are typically $\simeq 20\%$ for both the photoproduction and electroproduction measurements. The estimation of the double dissociation contribution has, however, historically been one of the most significant experimental problems with these measurements. Whether this is the source of the H1 and ZEUS discrepancy is not yet known.

The combined W dependence of the ρ^0 electroproduction data are, therefore, currently inconclusive. However, taking the ZEUS data alone, shown in Fig. 11(b), there are indications of a transition from the soft to the hard intercept with $\bar{\epsilon}$ varying from $\bar{\epsilon} = 0.04 \pm 0.01 \pm 0.03 (Q^2 = 0.5\ \mathrm{GeV}^2)$ to $\bar{\epsilon} = 0.19 \pm 0.05 \pm 0.05\ (Q^2 = 20\ \mathrm{GeV}^2)$ as indicated by the fitted lines in Fig. 11. These data are therefore consistent with a $W^{0.22}$ ($\bar{\epsilon} = 0.05$) dependence at the lowest Q^2 values and the $W^{0.8}$ ($\bar{\epsilon} = 0.2$) dependence at the highest Q^2 values.

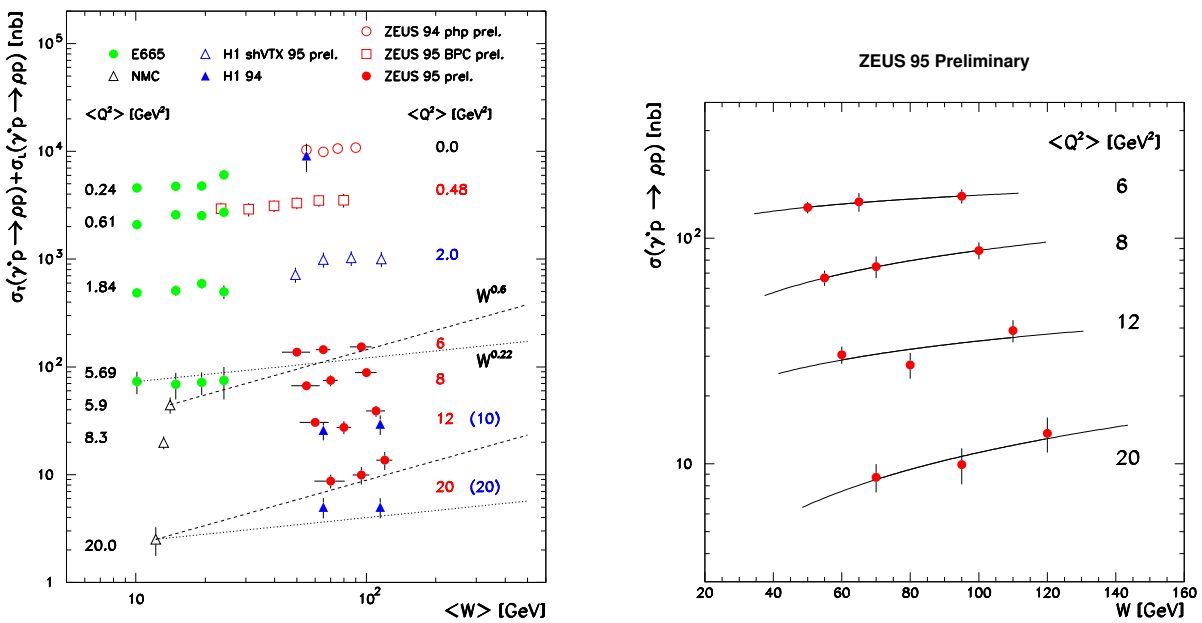

(a) World data on exclusive ρ^0 production.

(b) ZEUS exclusive ρ^0 electroproduction data.

Fig. 11. Exclusive ρ^0 virtual-photon proton cross sections as a function of W for (a) all data and (b) ZEUS preliminary data, compared to the dependences discussed in the text.

An important point to emphasize here is that the relative production of ϕ to ρ^0 mesons approaches the quark model prediction of 2/9 at large W as a function of Q^2. Similar observations have been made on the t dependence of this ratio for photoproduction data, as shown in the upper plot of Fig. 12. Here, the ratio of the ϕ/ρ^0 cross sections approaches the SU(4) flavor prediction of $\rho : \omega : \phi : J/\psi = [\frac{1}{\sqrt{2}}(u\bar{u} - d\bar{d})]^2 : [\frac{1}{\sqrt{2}}(u\bar{u} + d\bar{d})]^2 : [s\bar{s}]^2 : [c\bar{c}]^2 = 9 : 1 : 2 : 8$.

The restoration of this symmetry indicates that the photon is interacting via quarks, rather than as a vector meson with its own internal structure. This therefore indicates the relevance of a gluonic interpretation of the Pomeron and the applicability of pQCD to these cross sections. Similarly, the relative production of J/ψ to ρ^0 mesons is shown with the asymptotic prediction of 8/9 from the quark model in the lower plot of Fig. 12. In this case, it is evident that threshold effects for the heavy charm quark are still significant in the measured t range; however, the ratio climbs by almost two orders of magnitude from $t \simeq 0$ to $t \simeq 2$ GeV^2.

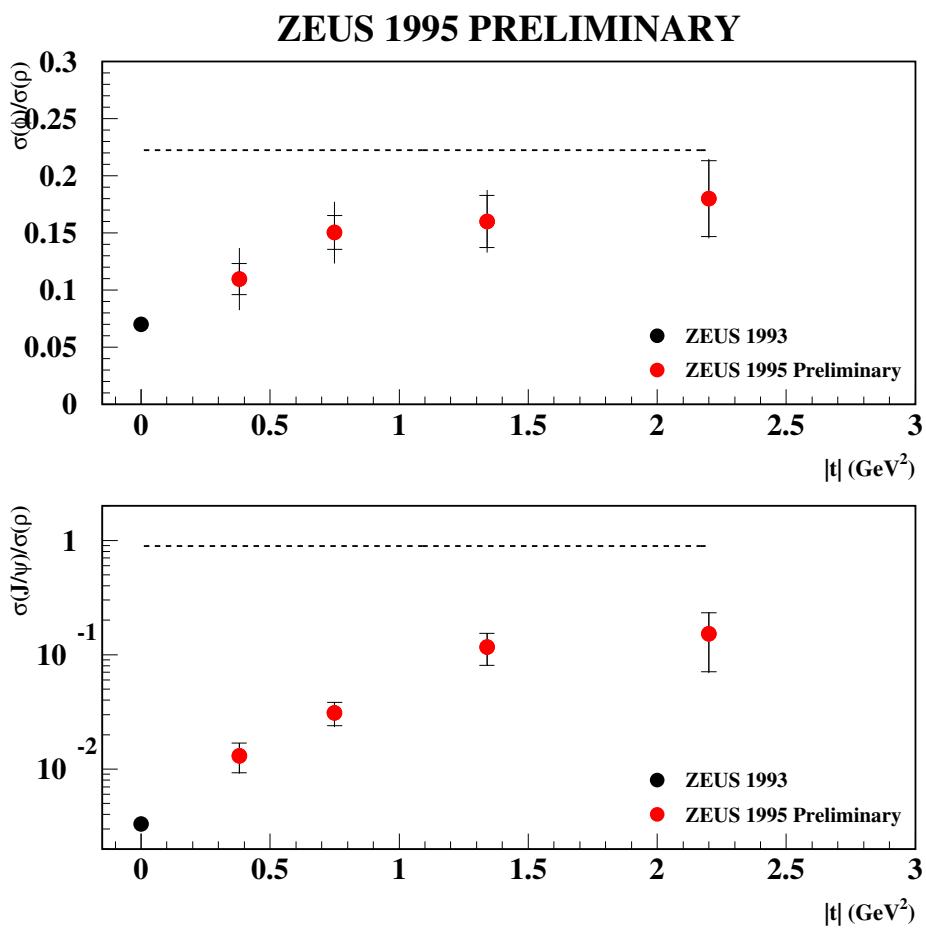

Fig. 12. t dependence of the ratio of exclusive production cross sections $\sigma(\phi)/\sigma(\rho^0)$ (upper plot) and $\sigma(J/\psi)/\sigma(\rho^0)$ (lower plot) for the ZEUS photoproduction data.

Exclusive Υ photoproduction has also been observed.[20] The $\simeq 20$ events observed in the $\mu^+\mu^-$ channel correspond to a cross section for predominantly (1S) production, as well as higher Υ states, of $0.9 \pm 0.3 \pm 0.3$ nb for $\sigma(\gamma p \to \Upsilon N)$ where $M_N < 4$ GeV and $80 < W < 280$ GeV, $Q^2 < 4$ GeV^2. This is about 1% of the

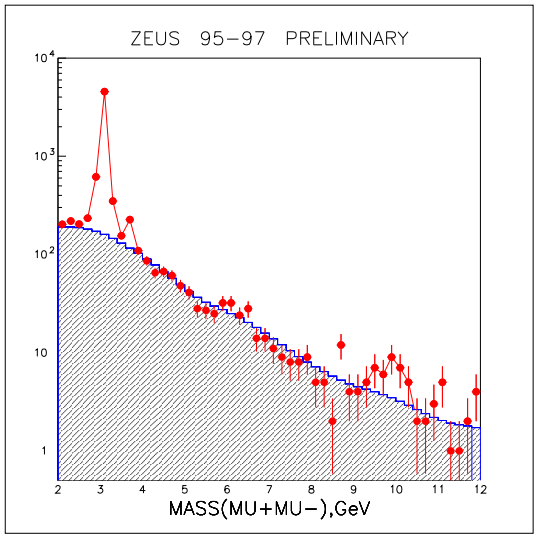

Fig. 13. Observation of exclusive Υ production: The invariant mass spectrum for $\mu^+\mu^-$ indicates a broad enhancement around 10 GeV above the fitted background.

J/ψ cross section, as shown in Fig. 13, emphasizing the importance of the mass of the heavy quark in the production of exclusive vector mesons.

In conclusion, there is an accumulating body of exclusive vector meson production data, measured with a systematic precision of $\simeq 20\%$, which exhibit two classes of W^2 behavior: a slow rise consistent with that of previously measured diffractive data for low M_V^2 photoproduction data, but a significant rise of these cross sections above a finite value of M_V^2, t, or Q^2. In general, the cross sections at large W^2 can be compared to pQCD when either M_V^2, t, or Q^2 become larger than the scale Λ. Precisely how the transition from the nonperturbative to the perturbative regime is made is currently being determined experimentally.

3 Photon Dissociation

3.1 Diffractive Event Selection

The study of the vector meson resonances enables specific points on the M^2 scale to be investigated. The inclusive dissociation into any low-mass state, X, from the (virtual) photon provides additional information: One of the major advances in the subject of diffraction has been the observation of large rapidity gap events in DIS and their subsequent analysis in terms of a diffractive structure function.[21,22]

In addition, the relationship between these DIS measurements and those in the photoproduction regime provide insight into the transition of the diffractive structure function in the $Q^2 \to 0$ limit. In these analyses, the typical signature of diffraction is a rapidity gap, defined by measuring the maximum pseudorapidity of the most-forward going particle with energy above 400 MeV, η_{max}, and requiring this to be well away from the outgoing proton direction. A typical requirement of $\eta_{max} < 1.5$ corresponds to a low-mass state measured in the detectors of $\ln(M_X^2) \sim 4$ units and a large gap of $\ln(W^2) - \ln(M_X^2) \sim 8$ units with respect to the outgoing proton (nucleon system). In order to increase the lever arm in M_X^2, the H1 analysis has extended the η_{max} cuts to 3.2. This is achieved by combining the calorimetry information with the forward muon system and proton remnant taggers. These extensions enable a cross section beyond that due to simple diffractive processes to be determined, at the expense of a significant nondiffractive contribution (up to $\simeq 50\%$). As illustrated in Fig. 14, the Monte Carlo description of the η_{max} distributions shows a clear excess over the nondiffractive models (labeled MC Django) and a Monte Carlo to describe higher Reggeon exchanges (labeled MC Pion). The data is well-described by a mixture (labeled MC mix) including an additional contribution due to the Pomeron exchange, both in the η_{max} distribution and the corresponding observed M_X distribution.

One of the major uncertainties comes from the estimation of the various contributions to the cross section which depends on Monte Carlo techniques. This problem has been addressed in a different way in the ZEUS analysis.[23] Here, the mass spectrum, M_X^2, is measured as a function of W and Q^2, as shown in Fig. 15 for a representative interval, where the measured mass is reconstructed in the calorimeter and corrected for energy loss but not for detector acceptance, resulting in the turnover at large M_X^2. The diffractive data are observed as a low mass shoulder at low M_X^2, which becomes increasingly apparent at higher W. Also shown in the figure are the estimates of the nondiffractive contribution based on a direct fit to the data, discussed below.

The probability of producing a gap is exponentially suppressed as a function of the rapidity gap, and hence as a function of $\ln(M_X^2)$, for nondiffractive interactions. The slope of this exponential is directly related to the height of the plateau distribution of multiplicity in the region of rapidity where the subtraction is made. The data can thus be fitted to functions of the form $dN/d\ln(M_X^2) = D + C\exp[b \cdot \ln(M_X^2)]$, in the region where the detector acceptance is uniform,

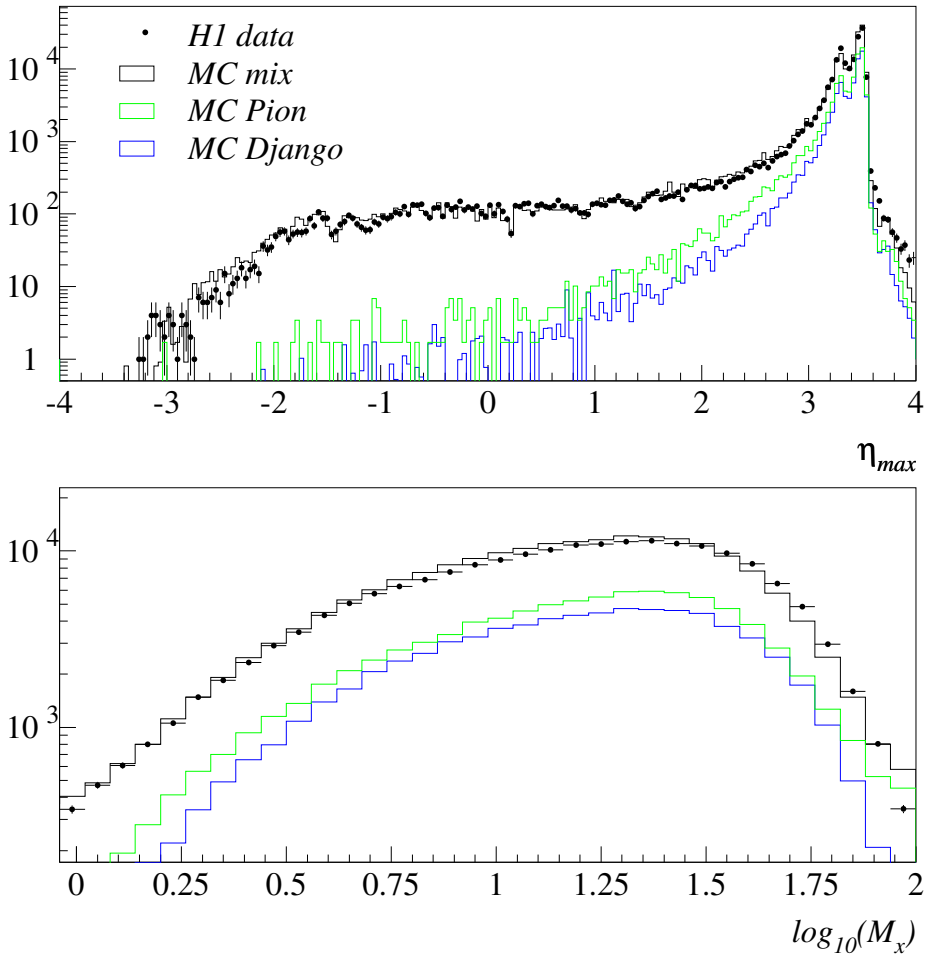

Fig. 14. Diffractive event selection: H1 analysis of the η_{max} distribution. The upper plot is the η_{max} distribution, where a clear excess is seen over the nondiffractive Monte Carlo's discussed in the text. The lower plot shows the observed M_X distribution.

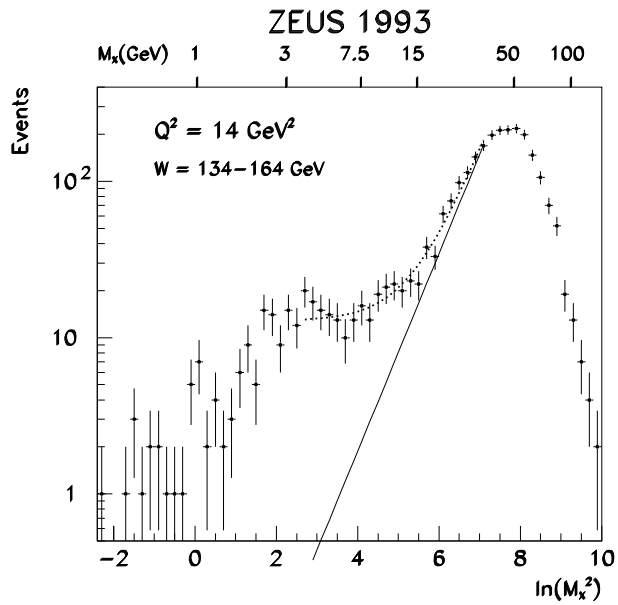

Fig. 15. Diffractive event selection: ZEUS analysis of the $\ln M_X^2$ distributions for $134 < W < 164$ GeV and $Q^2 = 14$ GeV^2. The solid line shows the extrapolation of the nondiffractive background determined from the fit to the data (dotted line) discussed in the text.

where b, C, and D are determined from the fits. Here, D represents a first-order estimate of the diffractive contribution which is approximately flat in $\ln(M_X^2)$. The parameter which determines the background is b. In general the measured value of b is incompatible with that of the ARIADNE Monte Carlo. This result in itself is interesting, since the fact that ARIADNE approximately reproduces the observed forward E_T ($\sim$ multiplicity) flow but does not reproduce the measured value of b suggests that significantly different correlations of the multiplicities are present in nondiffractive DIS compared to the Monte Carlo expectations. This method enables a diffractive cross section to be determined directly from the data at the expense of being limited in the range of large masses that can be analyzed.

Finally, the advent of the leading proton spectrometers (LPS) at HERA is especially important in these diffractive measurements, since internal cross-checks of the measurements as a function of t, M^2, W^2, and Q^2 can be performed and underlying assumptions can be studied experimentally. Only in these measurements can we positively identify the diffracted proton and hence substantially reduce uncertainties on the nondiffractive and double dissociation backgrounds.

This is illustrated in Fig. 16, where the x_L (where $x_L = p'/p$) distribution includes a clear diffractive peak for $x_L \simeq 1$. It should be noted, however, that the contribution from other Reggeon exchanges cannot be neglected until $x_L \gtrsim 0.99$ [in fact, the result at lower x_L can be simply interpreted via Reggeon (approximated by pion) exchange, as discussed below.] However, new experimental uncertainties are introduced due to the need for a precise understanding of the beam optics and relative alignment of the detectors. Reduced statistical precision also results due to the limited geometrical acceptance of the detectors ($\simeq 6\%$).

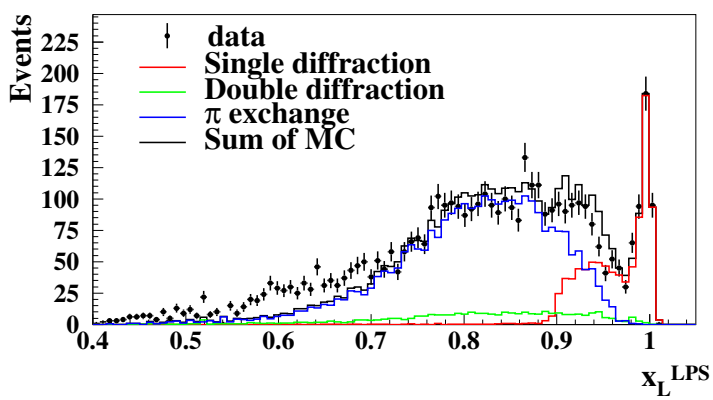

Fig. 16. Observed x_L spectrum of the ZEUS LPS DIS data. The data are described by a sum of single diffraction (significant at high x_L) and pion exchange (significant at low x_L) with a small contribution due to double diffraction.

3.2 Photoproduction Results

ZEUS has measured the photon dissociation t distribution using the LPS, as shown in Fig. 17. An exponential fit to the data yields a b-slope parameter, $b = 7.3 \pm 0.9 \pm 1.0$ GeV^{-2}. A comparison of the data with lower W data from Chapin *et al.* shows that the result is consistent with shrinkage, as previously discussed in relation to exclusive ρ^0 production. H1 results on the photon dissociation cross sections as a function of M_X^2 in two W intervals are shown in Fig. 18. Regge theory predicts the form of the cross section as a function of M_X and W, as discussed with respect to proton dissociation. The cross section is therefore fitted to the form

$$d\sigma/dM_X^2 \propto (1/M_X^2)^{1+\bar{\epsilon}}(W^2)^{\bar{\epsilon}}.$$

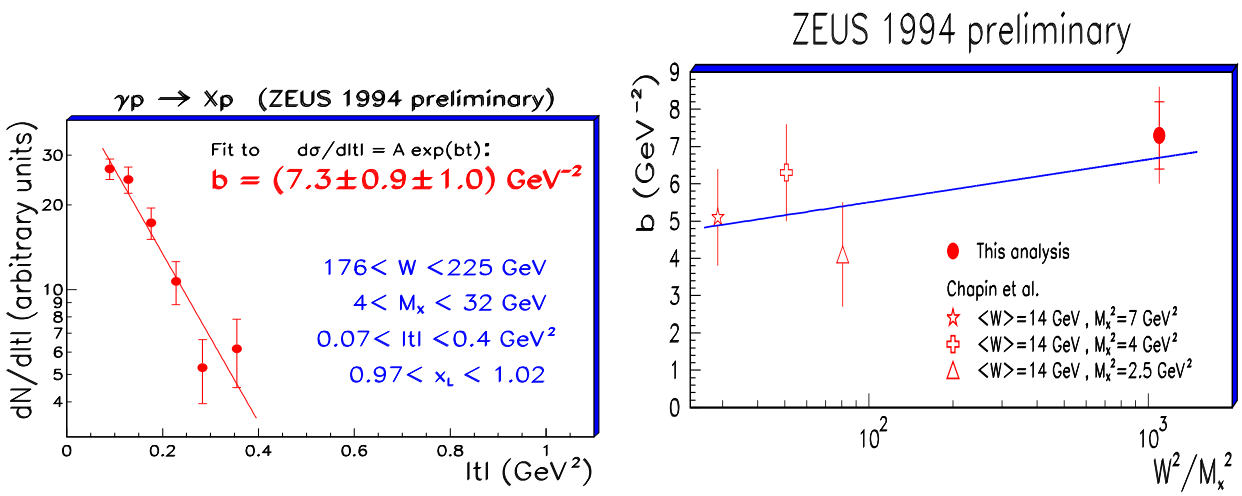

(a) t distribution.

(b) b-slopes as a function W^2.

Fig. 17. (a) t distribution and (b) corresponding b-slope as a function of W^2 compared to those of Chapin *et al.* for inclusive diffractive photoproduction.

The contributions due to Reggeon exchange are fixed using the lower energy data. Integrating over the t dependence of $\bar{\epsilon}$ yields a value of $\epsilon = 0.07 \pm 0.02 \pm 0.02$(sys.) $\pm$ 0.04(model), again, consistent with soft Pomeron exchange.

3.3 Deep Inelastic Structure of Diffraction

A new era for diffraction was opened with the study of the dissociation of *virtual* photons. Here, the photon can be considered as probing the structure of the exchanged colorless object mediating the interaction. The deep inelastic structure of color singlet exchange is therefore being studied. In the presentation of the results, the formalism changes,[24] reflecting an assumed underlying partonic description, and two orthogonal variables are determined,

$$\xi \equiv x_{I\!P} = \frac{(P - P') \cdot q}{P \cdot q} \simeq \frac{M_X^2 + Q^2}{W^2 + Q^2} \qquad \beta = \frac{Q^2}{2(P - P') \cdot q} \simeq \frac{Q^2}{M_X^2 + Q^2},$$

where $x_{I\!P}$ is the momentum fraction of the Pomeron within the proton and β is the momentum fraction of the struck quark within the Pomeron. The structure

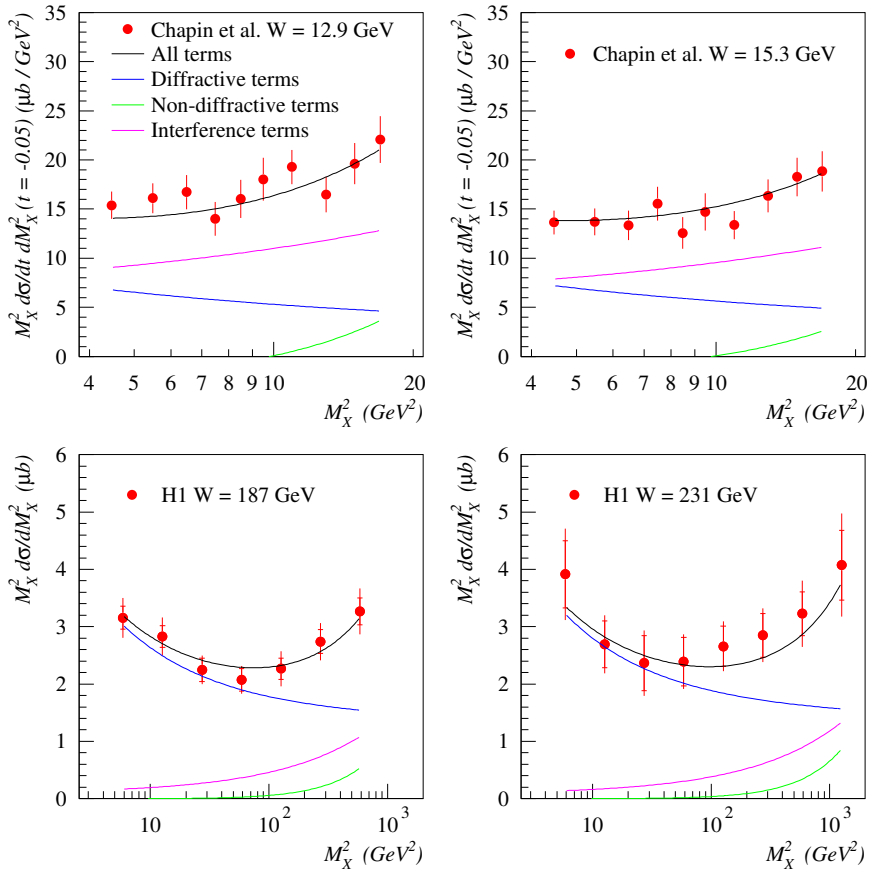

Fig. 18. Inclusive diffractive photoproduction cross sections of Chapin *et al.* (lower W) and H1 (higher W) data compared to the fit discussed in the text.

function is then defined by analogy to that of the total ep cross section

$$\frac{d^3\sigma_{diff}}{d\beta dQ^2 dx_{I\!P}} = \frac{2\pi\alpha^2}{\beta Q^4}\, Y_+\, F_2^{D(3)}(\beta, Q^2, x_{I\!P}),$$

where the contribution of F_L and radiative corrections are neglected and an integration over the t variable has been performed.

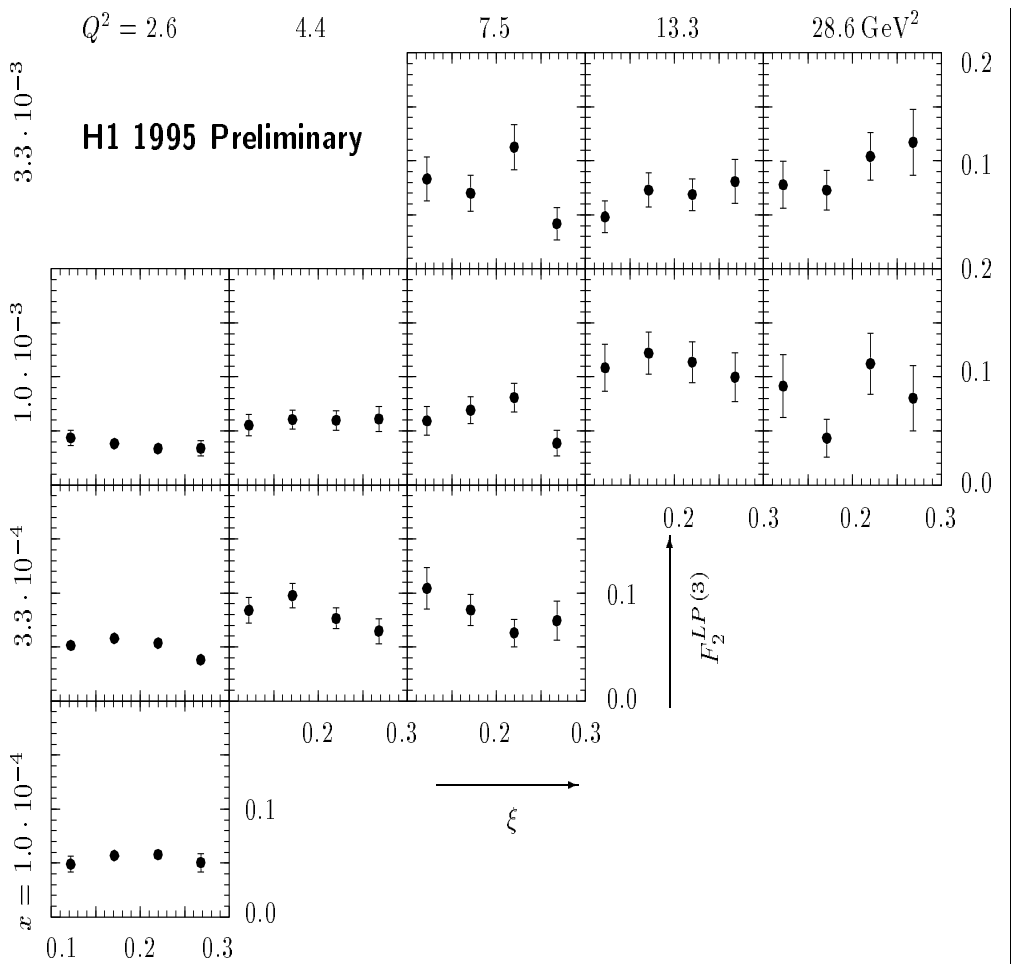

Fig. 19. H1 data for $F_2^{LP(3)}$ as a function of ξ for the leading proton analysis.

In addition to the structure of the Pomeron, corresponding to large x_L, it is also possible to study the structure of the Reggeons that contribute at lower x_L. H1 has analyzed the leading proton data at lower x_L ($0.7 < x_L < 0.9$) and employed the formalism noted above to measure the structure of the exchange for reasonably forward protons, as shown in Fig. 19 (Ref. 25). The data are consistent with a flat ξ dependence in all intervals of β and Q^2, i.e., $F_2^{LP(3)} \propto \xi^n$. This is

consistent with a factorizable ansatz of $F_2^{D(3)}(\beta, Q^2, \xi) = f_{I\!R}(\xi) \cdot F_2^{I\!R}(\beta, Q^2)$, where $f_{I\!R}(\xi)$ measures the flux of Reggeons in the proton and $F_2^{I\!R}(\beta, Q^2)$ is the probed structure of these Reggeons. The exponent of ξ is identified as $n = 1 - 2 \cdot \bar{\eta}$, where $\bar{\eta}$ measures the effective ξ dependence ($\equiv W^2$ dependence at fixed M_X^2 and Q^2) of the cross section, integrated over t. The data are consistent with $n \simeq 0$, corresponding to $\bar{\eta} \simeq 0.5$. These data involve color singlet exchange and need to be explained in terms of QCD, but they are clearly not of a diffractive nature.

The area of interest for diffraction is in the behavior of small values of $\xi \lesssim 0.01$, where ξ is now identified as $x_{I\!P}$. Here, the data fall approximately as ${x_{I\!P}}^{-1}$ (equivalent to a flat cross section with increasing W) and therefore the data are plotted as $x_{I\!P} \cdot F_2^{D(3)}$ in Fig. 20. In the H1 case, the measurement is presented with no explicit subtraction for the nondiffractive contribution and quoted for limited masses of the dissociated proton system ($M_N < 1.6$ GeV). The measurement relies upon a good understanding of the various contributions to the cross section in and around the measured region: The control plots in Fig. 14 illustrate how well this is achieved by combining the different Monte Carlo contributions.

Fits of the form $F_2^{D(3)} = A(\beta, Q^2) \cdot {x_{I\!P}}^{n(\beta)}$ are performed where the normalization constants $A(\beta, Q^2)$ are allowed to differ in each β, Q^2 interval. The fits are motivated by the factorizable ansatz of $F_2^{D(3)}(\beta, Q^2, x_{I\!P}) = f_{I\!P}(x_{I\!P}) \cdot F_2^{I\!P}(\beta, Q^2)$, where $f_{I\!P}(x_{I\!P})$ measures the flux of Pomerons in the proton and $F_2^{I\!P}(\beta, Q^2)$ is the probed structure of the Pomeron. The exponent of $x_{I\!P}$ is identified as $n = 1 + 2 \cdot \bar{\epsilon}$, where $\bar{\epsilon}$ measures the effective $x_{I\!P}$ dependence ($\equiv W^2$ dependence at fixed M_X^2 and Q^2) of the cross section, integrated over t, as discussed in relation to exclusive vector meson production. However, the data are now sufficiently precise that a single value for n is not sufficient. In fact, the contribution from Reggeon exchange cannot be excluded since the data extend to $x_{I\!P}$ beyond approximately 0.01 and therefore a full fit to the Pomeron and Reggeon contributions is required. A fit to the Pomeron and Reggeon contributions has therefore been performed:

$$F_2^{D(3)} = F_2^{I\!P}(\beta, Q^2) \cdot (1/x_{I\!P})^{1+2\cdot\bar{\epsilon}} + C_{I\!R} F_2^{I\!R}(\beta, Q^2) \cdot (1/x_{I\!P})^{1-2\cdot\bar{\eta}}.$$

The fit provides a very good overall description of the data with a $\chi^2/\mathrm{DoF} = 165/156$. Here, the function $F_2^{I\!R}$ is taken from the GRV parametrization of the pion structure function and it is assumed that the interference between the Pomeron and Reggeon exchanges is maximal. This is illustrated for sample bins of β at fixed $Q^2 = 20$ GeV^2 in Fig. 21. The lower curve represents the Pomeron contribution,

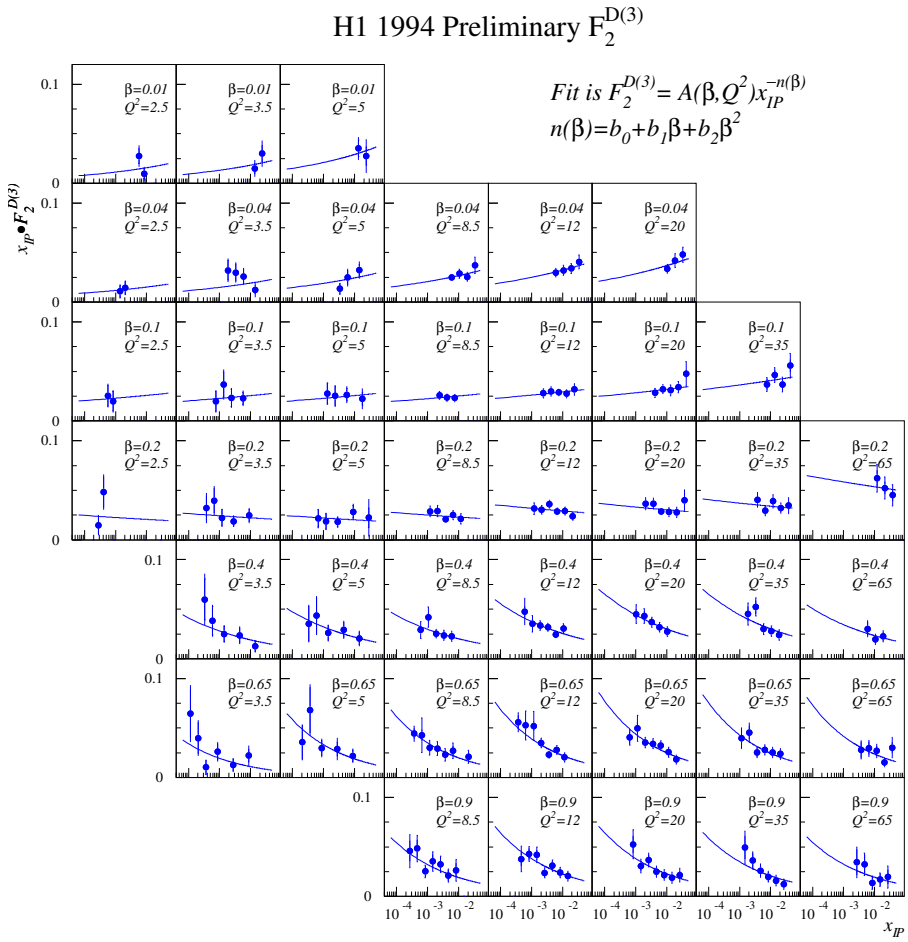

Fig. 20. H1 preliminary $F_2^{D(3)}$ data as a function of $x_{I\!P}$ in various intervals of β and Q^2 ($10^{-4} < x_{I\!P} < 0.05, 0.01 < \beta < 0.9$, and $2.5 < Q^2 < 65$ GeV^2). The fitted line corresponds to the QCD fit discussed in the text.

the middle curve corresponds to the sum of the two contributions without taking into account the (positive) interference, and the upper curve is the full fit result. It should be noted that the quark-like Reggeon structure function falls like $(1-\beta)$ at these β values whereas the Pomeron structure function emerging after integration over $x_{I\!P}$ is rather flat: the Reggeon contributions therefore play a significant role at smaller values of β. Also, for the smallest values of β, the form of the pion (and hence Reggeon) structure function is less well known and the contribution of noncolor singlet exchange contributions starts to become significant. Assuming $F_L = 0$ and integrating over t with $b = 7$ GeV^{-2} using $\alpha' = 0.25$ GeV^{-2} yields[26]

$$\alpha_{I\!P}(0) \equiv 1 + \epsilon = 1.18 \pm 0.02 \pm 0.04$$

$$\alpha_{I\!R}(0) \equiv 1 - \eta = 0.6 \pm 0.1 \pm 0.3.$$

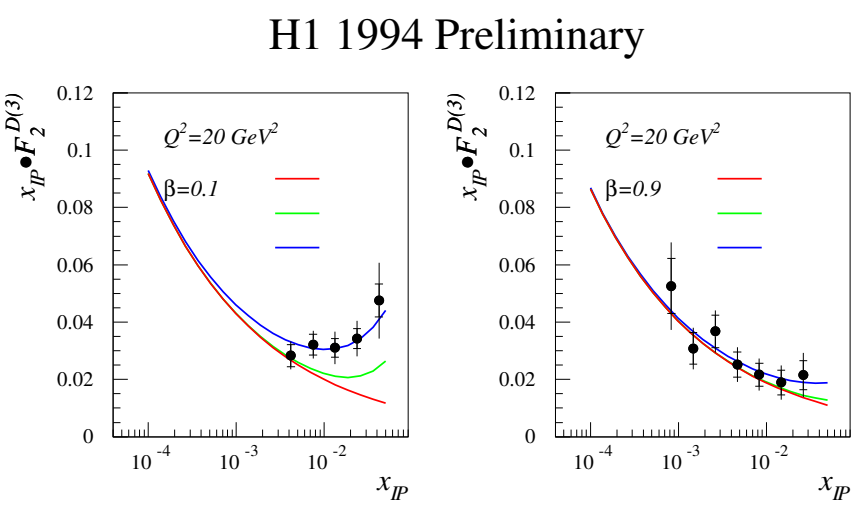

Fig. 21. Regge fit to sample bins of the H1 $F_2^{D(3)}$ data.

The ZEUS virtual-photon proton cross sections measured at fixed M_X^2 and W, measured using the M_X method (and therefore explicitly subtracting the non-diffractive contribution) can be converted to $x_{I\!P} \cdot F_2^{D(3)}$ at fixed β and $x_{I\!P}$. These results are shown in Fig. 22 as the ZEUS(M_X) (Ref. 23) analysis, compared to the ZEUS LPS analysis of $x_{I\!P} \cdot F_2^{D(4)}$, integrated over the measured t range, in comparable intervals of β and Q^2 as a function of $x_{I\!P}$.

The double dissociation contribution is estimated with similar uncertainties to the vector meson case. Common systematic errors are similar to those for the

F_2 analyses ($\lesssim$10%) with additional acceptance uncertainties due to variations of the input diffractive Monte Carlo distributions. The LPS data therefore provide an excellent calibration to cross-check the background subtraction methods. The overall cross sections in overlapping β and Q^2 intervals are in good agreement. In the region of overlap, the H1 and ZEUS LPS data points also agree well. The ZEUS LPS data beyond $x_{I\!P}$ of 0.01 again tend to turn over, as observed in the H1 data.

The corresponding ZEUS LPS measurement of the t distribution is shown in Fig. 23, measured in the range $x_L > 0.97$, $5 < Q^2 < 20$ GeV^2, $0.015 < \beta, 0.5$, and $0.073 < |t| < 0.4$ GeV^2. The slope can be characterized by a single exponential fit with $b = 7.1 \pm 1.1^{+0.7}_{-1.0}$ GeV^{-2} (Ref. 23). This is very similar to the slope obtained in the photoproduction case and is somewhat high compared to the value of $b \simeq 4.5$ expected for a predominantly hard Pomeron but lies within the range of expectations of $4 \lesssim b \lesssim 10$.

The ZEUS M_X data are largely restricted to the small $x_{I\!P} < 0.01$ and $\beta > 0.1$ region and therefore purely Pomeron contributions are significant. A direct fit to the data in fixed M_X intervals yields a similar value for $\alpha_{I\!P}(0)$. This is illustrated in Fig. 24, where the Q^2 dependence of the extracted $\alpha_{I\!P}(0)$ is compared to the H1 result as well as the soft Pomeron prediction. The results for $\alpha_{I\!P}(0)$, obtained using different experimental methods, are compatible. These values are, however, incompatible with the predicted soft Pomeron behavior of $\alpha_{I\!P}(0) = 1.08 \pm 0.02$. As noted previously in relation to exclusive ρ^0 production (corresponding to the large β region), the contribution of longitudinal photons is significant. An upper estimate of the effect of σ_L made by assuming $\sigma_L = (Q^2/M_X^2)\sigma_T$ rather than $\sigma_L = 0$ increases the measured value of $\alpha_{I\!P}(0)$ by about 0.05. Similarly, if no shrinkage were assumed, the value of $\alpha_{I\!P}(0)$ would increase by $\alpha' \cdot 1/b = 0.035$.

The values can be compared with $\bar{\epsilon} \simeq 0.2$ obtained from the exclusive photoproduction of J/ψ mesons and the ZEUS exclusive ρ^0 electroproduction data at large Q^2. These values are also compatible with fits to the inclusive DIS F_2 (i.e., the dependence of the corresponding total cross sections) which yield $\epsilon \simeq 0.2$ to 0.25 in the measured Q^2 range.[12] In the model of Buchmüller and Hebecker,[8] the effective exchange is dominated by one of the two gluons. In terms of ϵ, where the optical theorem is no longer relevant, the diffractive cross section would therefore rise with an effective power which is halved to $\epsilon \simeq 0.1$ to 0.125. Given the uncertainties, the measured values are within the range of these estimates.

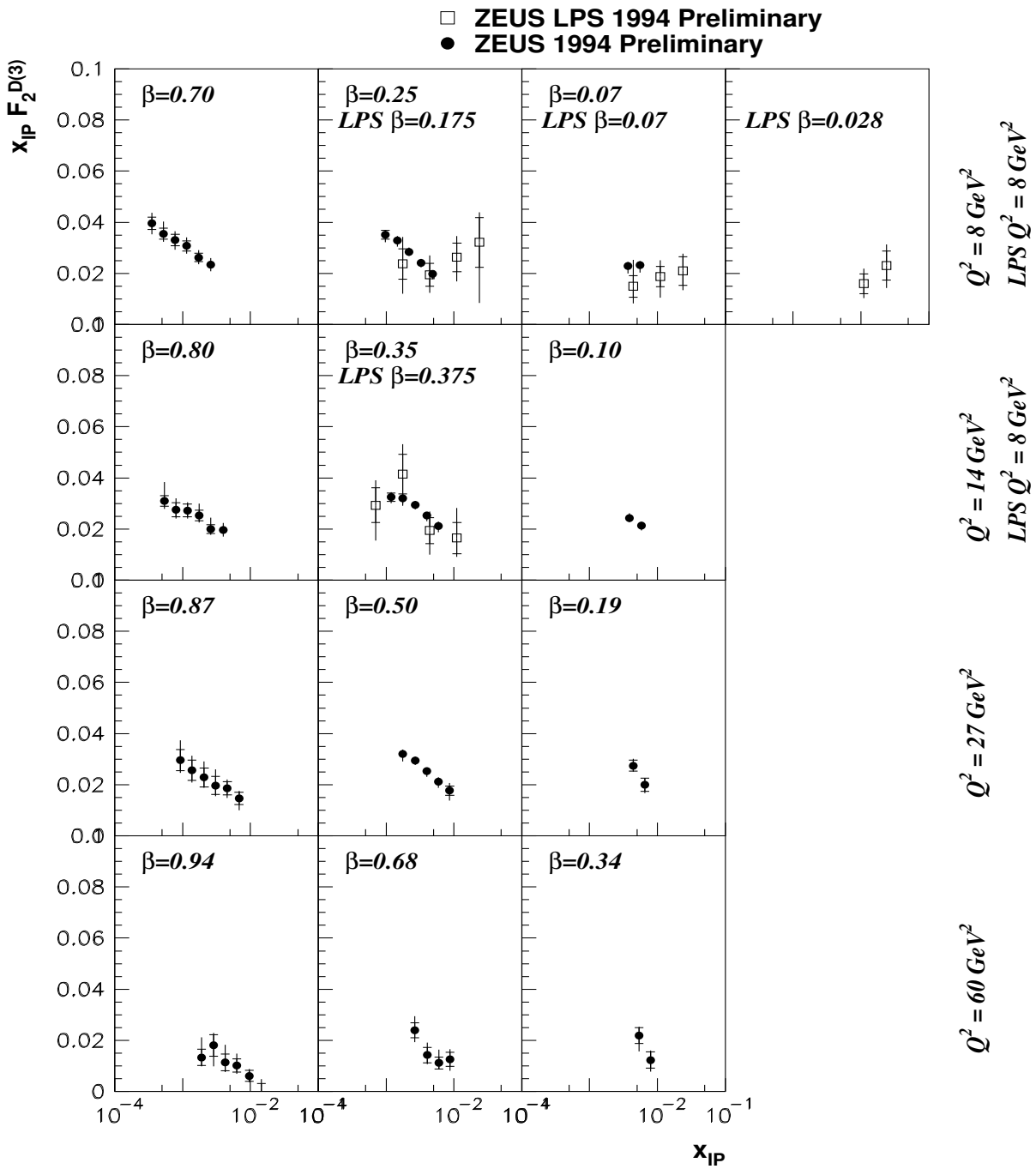

Fig. 22. Comparison of the ZEUS data for $F_2^{D(3)}$ as a function of $x_{I\!P}$ for the LPS and M_X analyses in comparable intervals of Q^2 and β.

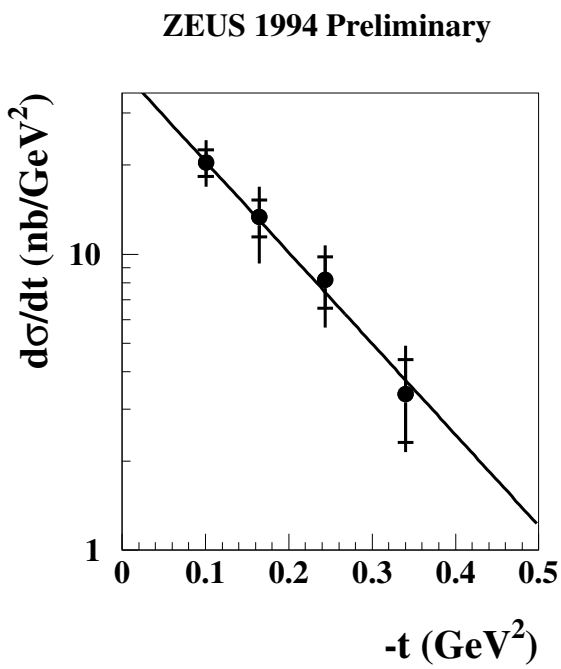

Fig. 23. ZEUS preliminary t distribution for inclusive diffractive DIS data.

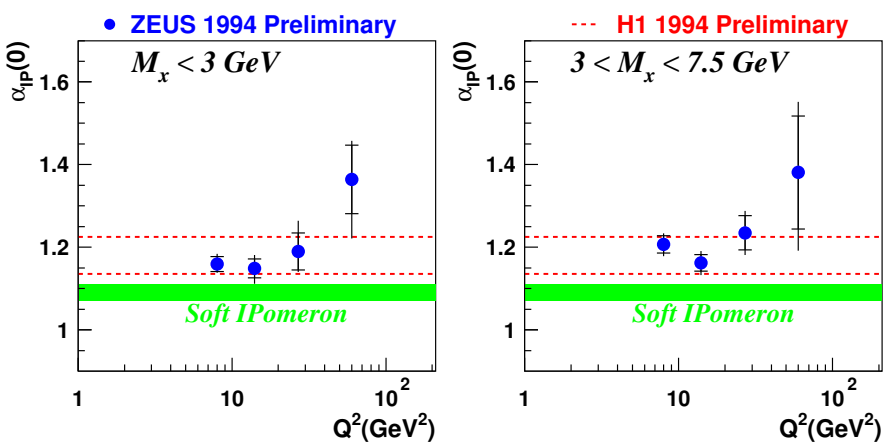

Fig. 24. $\alpha_{I\!P}(0)$ values extracted from H1 and ZEUS preliminary data. The ZEUS data in two M_X intervals as a function of Q^2 are compared to the ranges of the fit to the H1 data indicated by the dashed lines and the soft Pomeron prediction indicated by the shaded band.

The overall cross sections in each β, Q^2 interval are similar and one can integrate over the measured $x_{I\!P}$ dependence in order to determine $\tilde{F}_2^D(\beta, Q^2)$, a quantity which measures the internal structure of the Pomeron up to an arbitrary integration constant. In Fig. 25 the H1 data are compared to preliminary QCD fits.[26] The data are fitted in the range $0.0003 < x_{I\!P} < 0.05$ using the functional form shown in Fig. 20.

The general conclusions from the β dependence are that the Pomeron has a rather flat structure as a function of β. This is typically characterized by a symmetric $\beta(1-\beta)$ dependence, but an additional significant contribution at low β is required which has been fitted in the ZEUS analysis.[22] The Q^2 behavior is broadly scaling, consistent with a partonic structure of the Pomeron. Probing more deeply, however, a characteristic logarithmic rise of $\tilde{F}_2^D$ is observed in all β intervals. Most significantly, at large β a predominantly quark-like object would radiate gluons resulting in negative scaling violations as in the case of the large-x ($\gtrsim$0.15) behavior of the proton. The question of whether the Pomeron is predominantly quarks or gluons, corresponding to a "quarkball" or a "gluemoron,"[30] has been tested quantitatively by H1 using QCD fits to $\tilde{F}_2^D$ (Ref. 26). A flavor singlet quark density input of the form $zq(z) = A_q \cdot z^{B_q}(1-z)^{C_q}$, where z is the momentum fraction carried by the quark, yields a high $\chi^2/\mathrm{DoF} = 95/39$, since the characteristic Q^2 behavior is not reproduced. Adding a gluon contribution of similar form gives an excellent description of the data with $\chi^2/\mathrm{DoF} = 36.8/37$, as shown in Fig. 25. In Fig. 26, the corresponding parton distributions are shown. In general, the fits tend to favor inputs where the gluon carries a significant fraction, $\sim$ 70 to 90%, of the Pomeron's momentum.

4 Hadronic Final States and Jet Structure

The measurements of the scaling violations of the structure function of the Pomeron provide a method to determine the parton distributions of the Pomeron. The question of whether such an approach is useful can be addressed by applying these parton distributions to calculations for other processes which are directly sensitive to this partonic structure.

Historically, the measurements of $< p_T^{*2} >$, the mean transverse momentum-squared of the outgoing hadrons, as a function of $x_F = p_L/p_L^{max}$, the scaled longitudinal momentum distribution, provided insight into the structure of the proton.

H1 1994 Preliminary

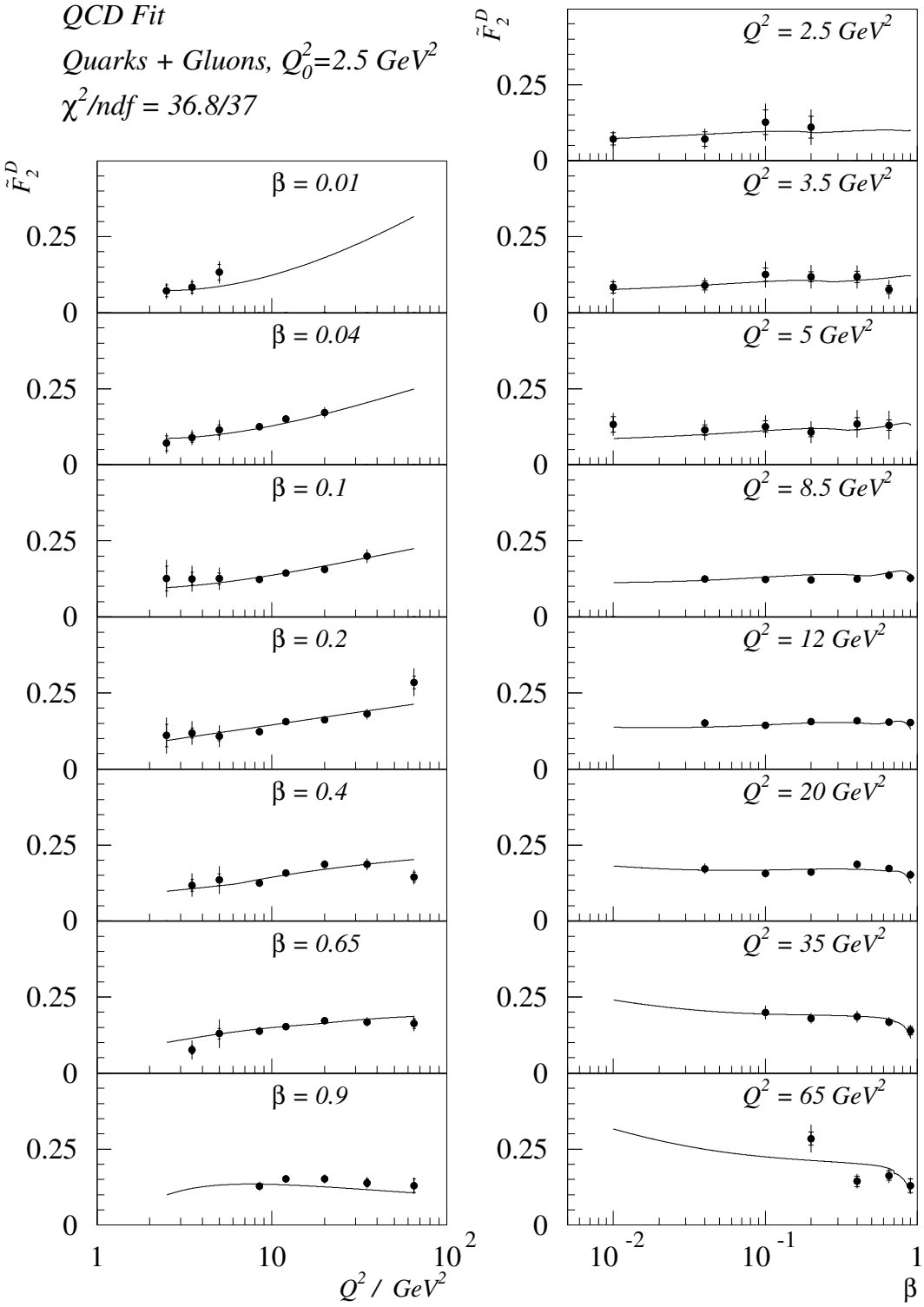

Fig. 25. H1 preliminary data on $\tilde{F}_2^D(\beta, Q^2)$ as a function of Q^2 (β) at fixed β (Q^2). The data are compared to preliminary next-to-leading-order QCD fits where gluons also contribute at the starting scale $Q_0^2 = 2.5$ GeV^2, resulting in a fit where gluons carry $\sim 80\%$ of the momentum, indicated by the full line (χ^2/DoF = 36.8/37).

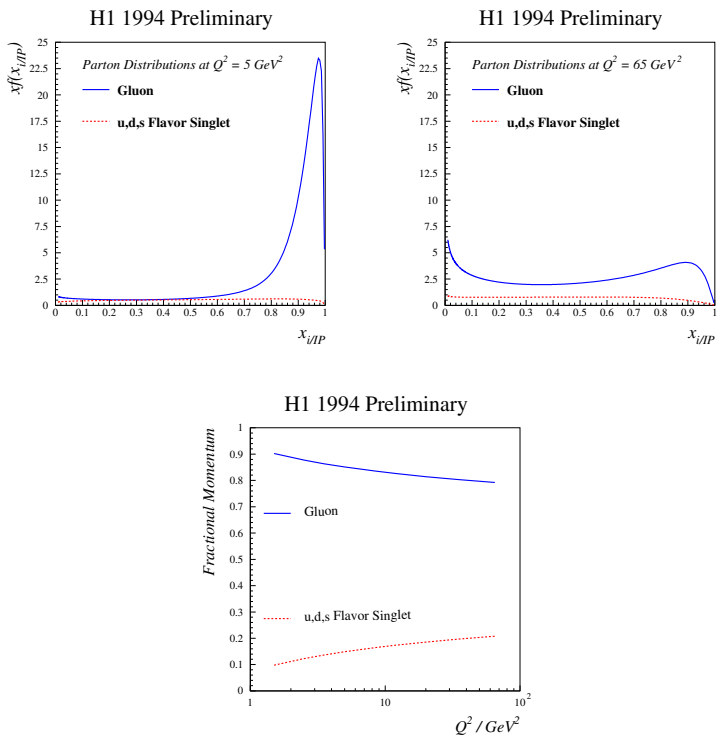

Fig. 26. H1 preliminary parton distributions of the Pomeron. The upper plots show the momentum distributions at low $Q^2 = 5$ GeV^2 and high $Q^2 = 65$ GeV^2 as a function of $z \equiv x_{i/I\!P}$. The lower plot indicates the fraction of the total momentum carried by gluons and quarks as a function of Q^2.

Here, the variables are measured in the hadronic center-of-mass frame and with respect to the virtual photon-proton axis, which is equivalent to the virtual photon-Pomeron axis for small values of t. In Fig. 27(a), the H1 $\gamma^* I\!P$ data (full circles) are compared to the EMC $\gamma^* p$ data at similar $M_X \equiv W$ values. The data are also compared to the RAPGAP (RG) Monte Carlo predictions incorporating quarks and gluons (–QG) and quarks only (–Q) (Ref. 31). (MEPS) and (CDM) refer to the Matrix Elements plus Parton Showers and Color Dipole Model fragmentation schemes, respectively. The H1 data are approximately symmetric about $x_F = 0$ with a relatively large $< p_T^{*2} >$ peaking around 0.6 GeV^2. The symmetry and relatively large p_T^* values reflect the underlying boson-gluon fusion process where a "leading" gluon from the Pomeron interacts with the virtual photon. This behavior is in contrast to the EMC $\gamma^* p$ data where QCD radiation is suppresed in the negative-x_F (proton remnant) region. Quantitatively, the RAPGAP Monte Carlo which incorporates the Pomeron parton densities (–QG) gives a good description of the data, provided that quarks and gluons are incorporated, whereas a model with only quark (–Q) fails to describe the data. These conclusions are relatively independent of the fragmentation scheme, but the color dipole model tends to give a better description of the data.

Similarly, event shape variables have been used at e^+e^- colliders in order to establish the existence of gluon Bremsstrahlung radiation. In this case, the measurement of, e.g., mean thrust (the mean value of the scaled longitudinal momentum with respect to the axis which maximizes this value) is sensitive to the gluon-induced diagrams. A comparison of <thrust> with e^+e^- annihilation experiments as a function of the reciprocal of the hadronic center of mass is shown in Fig. 27(b). The diffractive data exhibit lower thrust values compared to e^+e^- data for all values of M_X. This additional broadening is due to the boson gluon fusion process which has no analogue in the e^+e^- annihilation continuum region.

The general increase in thrust with increasing M_X (decreasing $1/M_X$) is indicative of jet production. The question of the constituent content of the Pomeron can also be addressed via measurements of diffractively produced jets in the photoproduction data.[32] Jets are reconstructed at large W ($134 < W < 277$ GeV) using the cone algorithm with unit cone radius and two jets with $E_T^{jet} > 6$ GeV. The diffractive contribution is identified as a tail in the η_{max} distribution of these events above the PYTHIA 5.7 (Ref. 33) Monte Carlo expectation. In Fig. 28 the measured cross section is compared to various model predictions as a function of

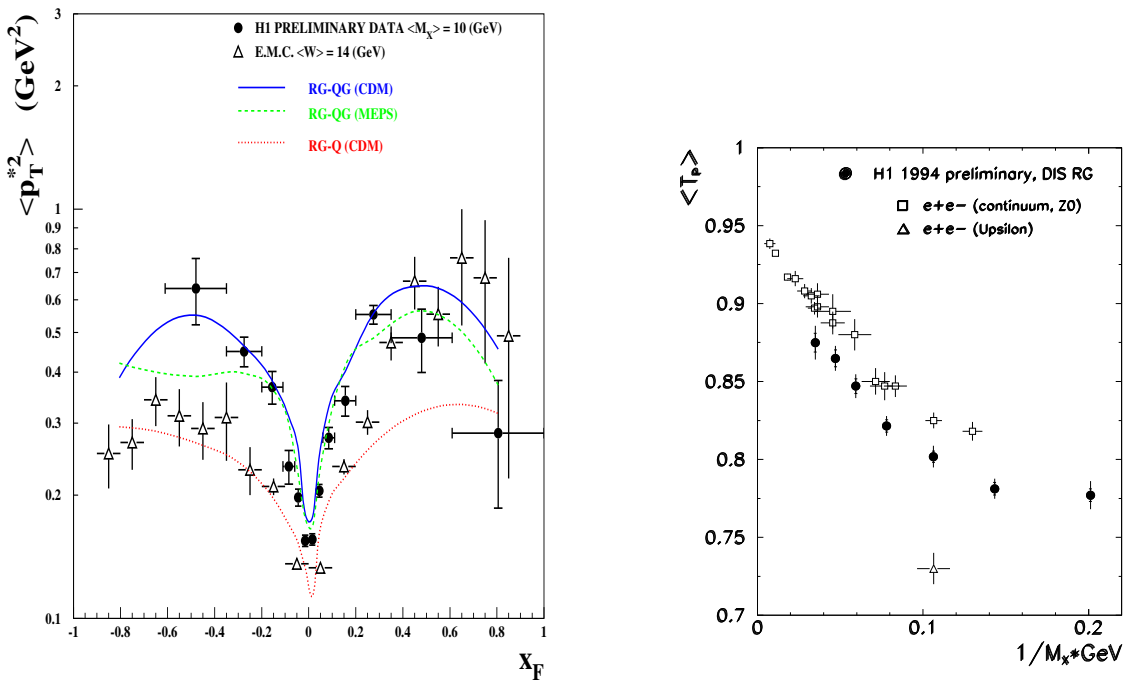

(a) $< p_T^{*2} >$ vs x_F.

(b) $<$ thrust $>$ vs $1/M_X$.

Fig. 27. H1 preliminary hadronic final state distributions. (a) $< p_T^{*2} >$ vs x_F compared to EMC inclusive DIS data at similar W values and the RAPGAP Monte Carlo predictions discussed in the text. (b) $<$ thrust $>$ vs $1/M_X$ compared to e^+e^- data at similar $1/W$ values.

β^{OBS}, an estimator of the fraction of the Pomeron momentum transferred to the dijet system.

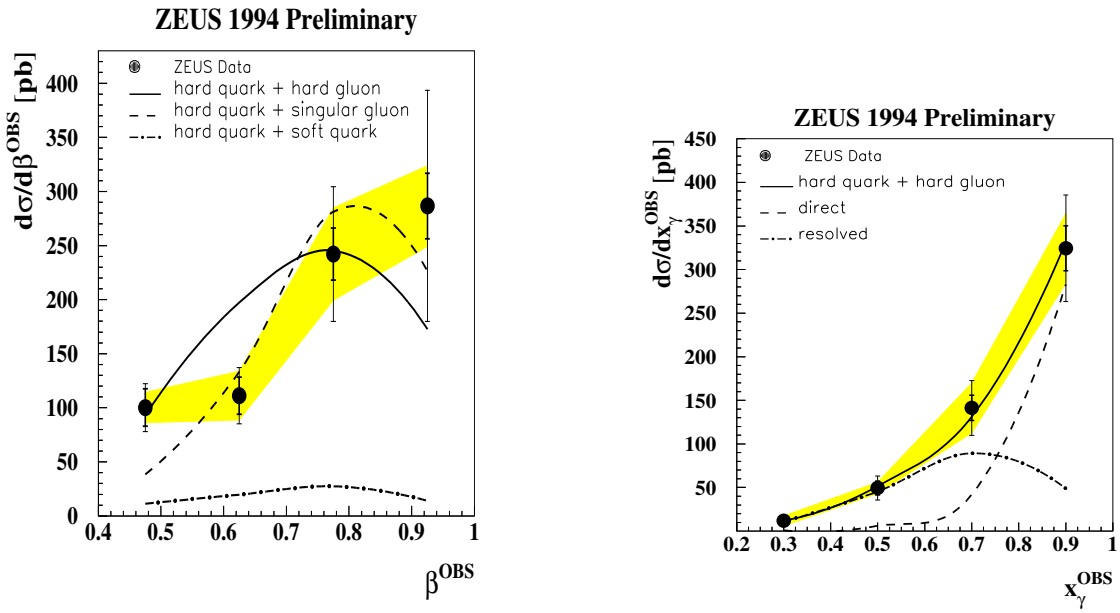

(a) β^{OBS} distribution.

(b) x_γ^{OBS} distribution.

Fig. 28. ZEUS preliminary dijet cross sections from large E_T^{jet} photoproduction data with a large rapidity gap for (a) the Pomeron and (b) the photon. The shaded band represents the (correlated) energy scale uncertainty. The data are compared to various combinations of quark and gluon input distributions of the Pomeron for the QCD fits discussed in the text.

The nondiffractive contribution estimated from PYTHIA (not shown) is significantly lower than the data. Here, standard photon and proton parton distributions are adopted and the overall scale, which agrees with the nondiffractive data normalization, is set by E_T^{jet}. Also shown are the predicted diffractive cross sections from the LO QCD calculation plus parton showers of POMPYT, using a hard $[z(1-z)]$ quark combined with either a hard, soft $[(1-z)^5]$, or singular gluon where a Donnachie-Landshoff flux factor is adopted. Sampling low-energy (soft) gluons corresponds to a small cross section and can be discounted, whereas high-energy (hard) gluons and/or quarks can account for the cross section by changing the relative weights of each contribution. The shape of the β^{OBS} distribution is clearly sensitive to the shape of the input gluon distribution.

The x_γ^{OBS} distribution for these events, where x_γ^{OBS} is the corresponding estimator of the fraction of the photon momentum transferred to the dijet system, is peaked around one, indicating that at these E_T^{jet} values a significant fraction of events is due to direct processes where the whole photon interacts with the Pomeron constituents.

So far we have only considered the case of small-t diffraction with respect to the outgoing proton. Further insight into the diffractive exchange process can be obtained by measurements of the rapidity gap between jets. Here, a class of events is observed with little hadronic activity between the jets.[34] The jets have $E_T^{jet} >$ 6 GeV and are separated by a pseudorapidity interval ($\Delta\eta$) of up to four units. The scale of the momentum transfer, t, is not precisely defined but is of order $(E_T^{jet})^2$. A gap is defined as the absence of particles with transverse energy greater than 300 MeV between the jets. The fraction of events containing a gap is then measured as a function of $\Delta\eta$, as shown in Fig. 29. The fit indicates the sum of an exponential behavior, as expected for nondiffractive processes and discussed in relation to the diffractive DIS data, and a flat distribution expected for diffractive processes. At values of $\Delta\eta \gtrsim 3$, an excess is seen with a constant fraction over the expectation for nondiffractive exchange at $\simeq 0.07 \pm 0.03$. This can be interpreted as evidence for large-t diffractive scattering. In fact, secondary interactions of the photon and proton remnant jets could fill in the gap and therefore the underlying process could play a more significant role. The size of this fraction is relatively large when compared to a similar analysis by DØ and CDF where a constant fraction at $\simeq 0.01$ is observed,[35,36] as discussed below.

5 Diffraction at the Tevatron

The study of diffraction benefits from looking at information from other types of interaction. In e^+e^- where there is no complex color state in the interacting beams, various searches for rapidity gaps yield results which can be explained in terms of exponentially-suppressed color exchange and these data do not require the introduction of a "Pomeron."[37] In contrast, the earliest work on diffractive processes focused on pp collisions where two complex color states interact. The latest studies at the Tevatron complement those at HERA and allow tests of factorization in ep compared to $\bar{p}p$.

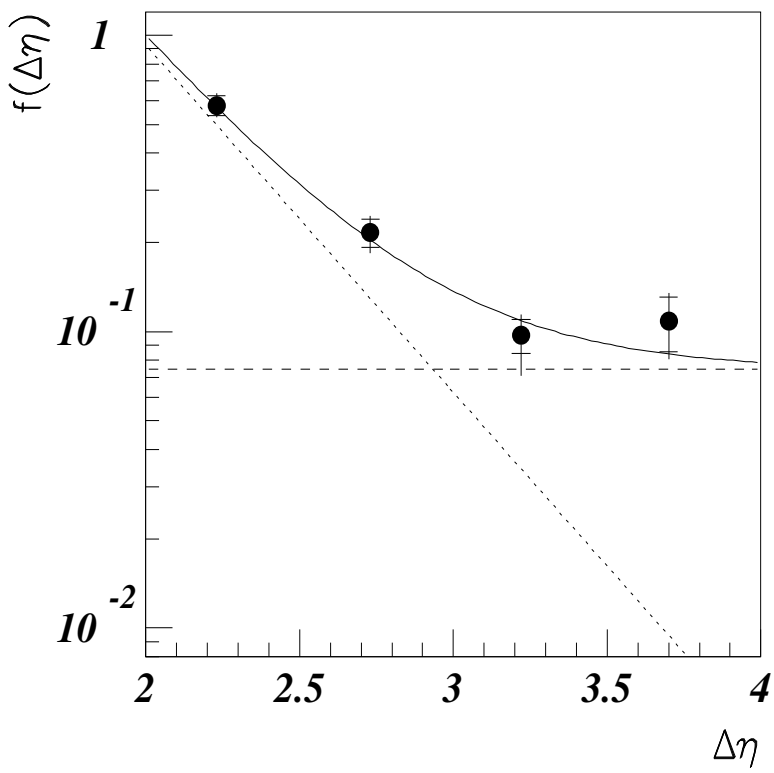

Fig. 29. ZEUS gap-fraction, $f(\Delta\eta)$, as a function of the rapidity gap between the two jets compared with the result of a fit to an exponential plus a constant.

The studies of color singlet exchange between jets at HERA was inspired by earlier studies at the Tevatron. These studies determined percentage gap-fractions of $1.07 \pm 0.10^{+0.25}_{-0.13}\%$ for DØ (Ref. 35) and $0.86 \pm 0.12\%$ for CDF.[36] The behavior of this color singlet fraction as a function of average dijet energy is shown in Fig. 30(a) for jet E_T^{jet} thresholds of 15 GeV (low), 25 GeV (medium), and 30 GeV (high).[38] In Fig. 30(b), the gap-fraction is examined as a function of $\Delta\eta$. A simple two-gluon exchange model with no additional QCD dynamics would tend to produce a flat gap-fraction, but the tendency towards an increasing gap-fraction with $\Delta\eta$ indicates an additional dynamical mechanism is necessary to describe the data.

The differences in the overall gap-fractions observed at HERA near 10%, compared to those at Fermilab of approximately 1%, may reflect the higher W values of the Tevatron compared to HERA. But the fact that this difference is so large indicates differences in the underlying high-x_γ γp interactions compared to the relatively low-x $p\bar{p}$ interactions where spectator interactions are more likely to fill in the gap.

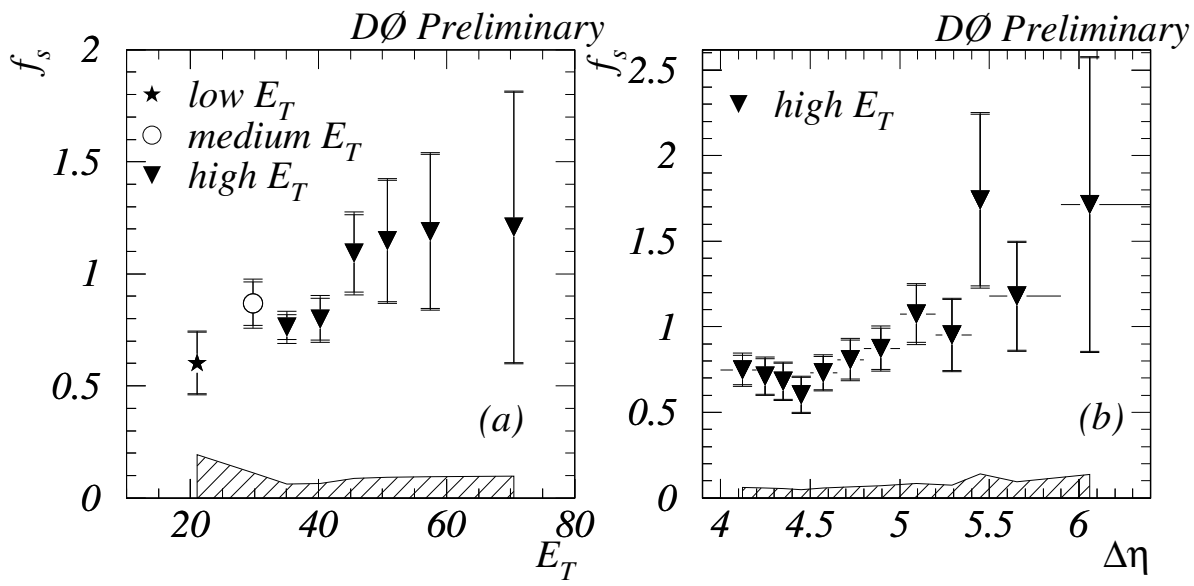

Fig. 30. Percentage gap-fraction, f_s, as a function of (a) the average dijet E_T^{jet} and (b) the rapidity gap between the two jets for the high E_T^{jet} jet sample.

Diffractive dijet production has been studied at the Tevatron. The presence of a diffracted proton may be identified either by a large rapidity gap on either

the proton or antiproton side or by directly detecting the leading proton (CDF Roman pots). In the rapidity gap analyses, DØ measure uncorrected dijet rates with $E_T^{jet} > 12$ GeV and $|\eta_{jet}| > 1.6$ in coincidence with the multiplicity in the electromagnetic calorimeter ($2.0 < |\eta| < 4.1$) opposite the dijet system, as shown in Fig. 31(a). Similarly, CDF measure the multiplicity in the forward part of the calorimeter ($2.4 < |\eta| < 4.2$) in coincidence with the number of hits in the BBC scintillator counter close to the beam pipe ($3.2 < |\eta| < 5.9$), as shown in Fig. 31(b). Here, the jets are measured for $E_T^{jet} > 20$ GeV and $1.8 < |\eta_{jet}| < 3.5$; the diffractive events concentrate in the region $0.005 < \xi < 0.015$. The ratio of diffractive dijet events is measured by CDF to be $R_{GJJ} = 0.75 \pm 0.05 \pm 0.09\%$ and by DØ to be $R_{GJJ} = 0.67 \pm 0.05\%$. These preliminary figures are therefore in good agreement and can be used to constrain the gluon content of the Pomeron. In addition, $R_{\bar{p}JJ} = 0.109 \pm 0.003 \pm 0.016\%$ has been measured using the CDF Roman pots in the region of large ξ ($0.05 < \xi < 0.1$, $E_T^{jet} > 10$ GeV, and $|t| < 1$ GeV^2). This is a region where Reggeon (quark-like) contributions are presumably important.

CDF have also tagged diffractive W production using high-p_T electrons/positrons and missing p_T to tag the W and then searching for a rapidity gap on the opposite side as in the dijet gap analysis.[39] The corrected ratio for diffractive/nondiffractive W-production is measured to be

$$R_W = 1.15 \pm 0.51 \pm 0.20\%.$$

An important question when relating the various diffractive measurements which involve a hard scale is whether Regge factorization, in terms of a Pomeron flux and parton densities within the Pomeron, is applicable. In particular, if this approach is to be useful, a *universal* flux is required (or a QCD description of the non-universal correction to the flux). In this context, the rates for diffractive processes at HERA are compared to those observed at the Tevatron below.

We have two sets of CDF data probing the Pomeron structure at similar momentum scales, E_T^{jet} and M_W. Each probes the large z structure of the Pomeron, with the dijet and W data predominantly sampling the (hard) gluon and quark distributions, respectively. In addition, we have the corresponding DIS[22] and jet HERA data sampling the (hard) gluon and quark distributions, respectively. In Fig. 32 the momentum fraction carried by the (hard) gluon, c_g, is plotted vs the momentum fraction of partons in the Pomeron assuming a Donnachie-

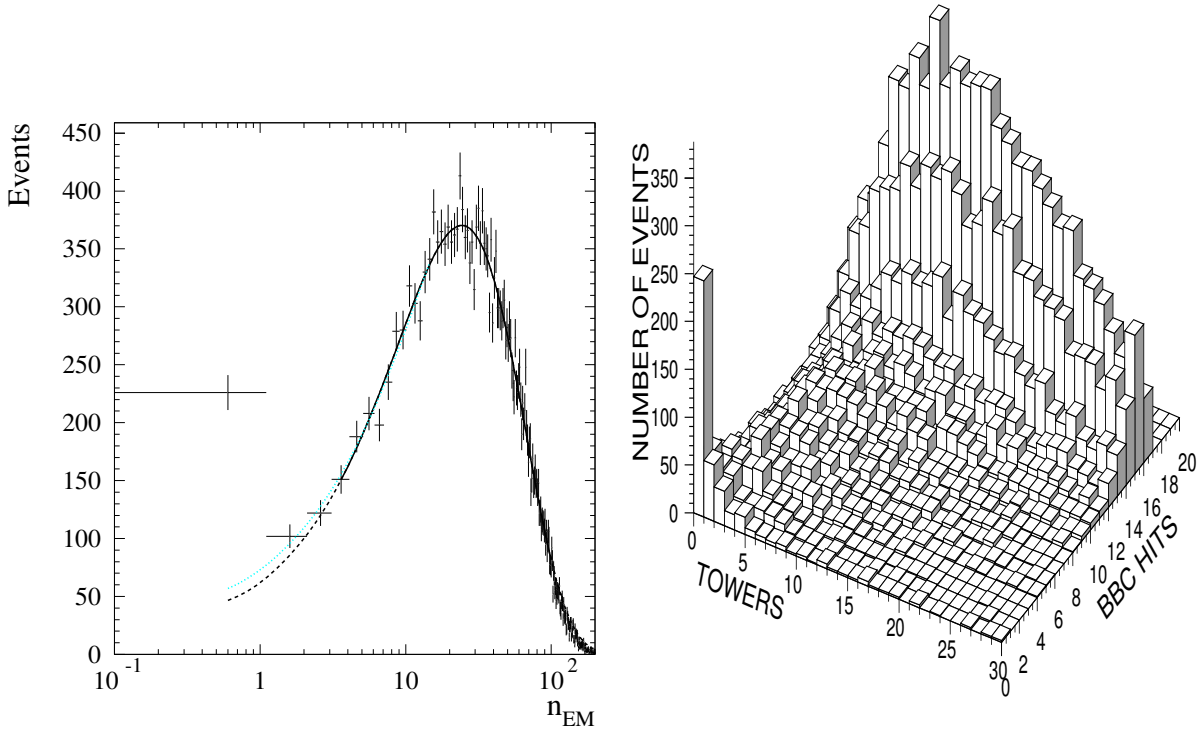

(a) DØ dijet signal distribution.

(b) CDF dijet signal distribution.

Fig. 31. (a) Multiplicity opposite the dijet system measured in the DØ electromagnetic calorimeter compared to negative binomial fits used to estimate the nondiffractive contribution. (b) Forward calorimeter tower multiplicity vs number of hits in the BBC scintillator counter; the diffractive peak corresponds to no hits in either detector.

Landshoff flux. The CDF data are consistent with a momentum fraction carried by the gluons of $c_g = 0.7 \pm 0.2$, in agreement with the ZEUS measurements of $c_g \sim 0.55 \pm 0.25$, taking into account the systematic uncertainties due (mainly) to the estimation of the nondiffractive background. This in turn can be compared with the H1 NLO parton distributions (see Fig. 26) which indicate $c_g \simeq 0.8$ in the high Q^2 region. There is therefore reasonable agreement on the parton content of the Pomeron. However, the overall diffractive rates are significantly higher at HERA compared to the Tevatron. This is reflected in the difference in the overall level of the ZEUS and CDF data in Fig. 32. This corresponds to a significantly different flux of Pomerons (i.e., breaking of Regge factorization), which has been predicted in terms of QCD[40,41] to reduce the diffractive cross sections for processes which have two strongly-interacting initial state hadrons. These effects are not apparent in the HERA data, where a virtual photon or a (predominantly) direct photon participates in the hard scattering process.

Double Pomeron exchange, where the p and $\bar{p}$ remain intact, has also been studied by CDF and DØ for their dijet samples. This process should be directly sensitive to Regge-factorization breaking effects. Both experiments find a ratio of hard double Pomeron exchange events to nondiffractive events of $\simeq 10^{-6}$. This is consistent with independent dissociation of the p and $\bar{p}$, with probabilities $\simeq 10^{-3}$, but further studies are required to establish these rates and determine whether these can be explained by the factorization-breaking calculations.[41]

6 Conclusions

The soft Pomeron does not describe *all* diffractive data measured at HERA. As the photon virtuality or the vector meson mass increase, a new dependence on W^2 emerges. As we investigate the Pomeron more closely, a new type of dynamical Pomeron may begin to play a role: a dynamical Pomeron whose structure is being measured in DIS. These data are consistent with a partonic description of the exchanged object which may be described by pQCD.

The cross sections for hard diffractive processes at HERA can be compared to those observed at the Tevatron. All data are consistent with a significant gluon contribution of the partons within the Pomeron, i.e., QCD factorization appears to be observed. However, a universal Pomeron flux does not describe the observed

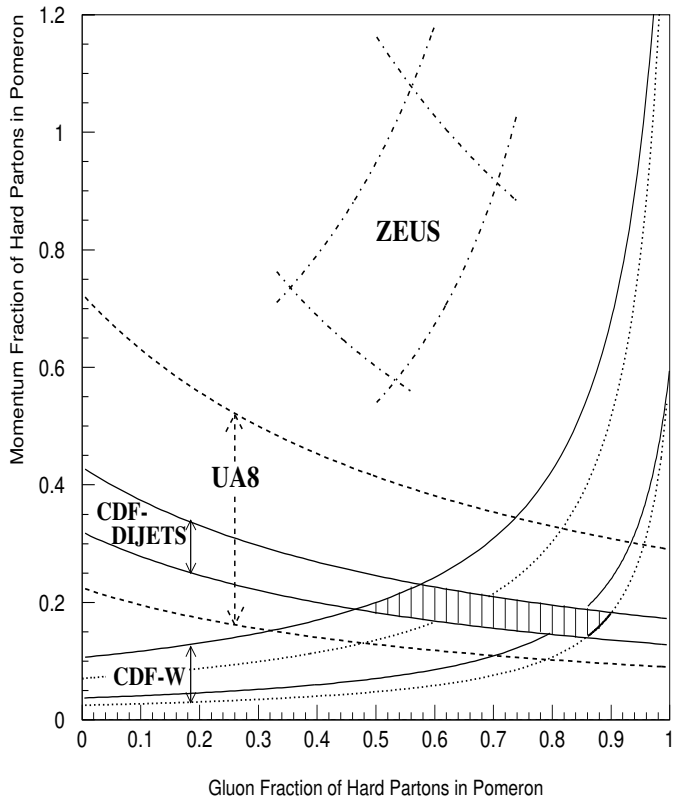

Fig. 32. Momentum fraction of hard partons in the Pomeron, assuming a Donnachie-Landshoff flux, vs the momentum fraction carried by the gluons in the Pomeron. The ZEUS band corresponds to the allowed region using the fits to the DIS and jet data (statistical errors only). The shaded band corresponds to the allowed region from the CDF dijet and W analysis. The constraints given by the earlier UA8 jet data are also indicated.

rates, i.e., Regge factorization does not apply. This is qualitatively expected from QCD corrections to the rates, but the effects are large and nonperturbative.

The experimental work focuses on extending the lever arms and increasing the precision in t, M^2, W^2, and Q^2 in order to explore this new structure. Before more precise tests can be made, further theoretical and experimental input is required to reduce the uncertainties due to nondiffractive backgrounds and proton dissociation as well as the treatment of F_L and radiative corrections.

Acknowledgments

The results presented in this talk are a summary of significant developments at HERA and the Tevatron in the study of diffraction. The financial support of the DESY Directorate and PPARC allowed me to participate in this research, while based at DESY, for which I am very grateful. Many thanks to Halina Abramowicz, Nick Brook, Allen Caldwell, Nicolo Cartiglia, Malcolm Derrick, John Dainton, Martin Erdmann, Elisabetta Gallo, Peppe Iacabucci, Michael Kuhlen, Aharon Levy, Jason McFall, Paul Newman, Juan Puga, David Saxon, Laurel Sinclair, Ian Skillicorn, Juan Terron, and Robert Waugh for their encouragement, enthusiasm, help, and advice. It is a pleasure to thank the organizers for a very enjoyable summer school.

References

[1] H. Fritzsch, Aachen Workshop on "QCD – 20 Years Later," World Scientific, 827 (1992).

[2] N. Cartiglia (SSI '96), hep-ph/9703245.

[3] K. Goulianos, Phys. Rep. **101**, 169 (1983); Nucl. Phys. B (Proc. Suppl.) **12** 110 (1990).

[4] A. Donnachie and P. V. Landshoff, Nucl. Phys. B **244**, 322 (1984).

[5] F. Abe *et al.*, CDF Collab., Phys. Rev. D **50**, 5550 (1994).

[6] J. R. Cudell, K. Kang, and S. K. Kim, hep-ph/9601336.

[7] S. Albatzis *et al.*, WA91 Collab., Phys. Lett. B **321**, 509 (1994).

[8] W. Buchmüller and A. Hebecker, DESY 95-077; W. Buchmüller, DIS97-AIP Conference Proceedings **147**, 542 (1997).

[9] J. A. Crittendon, hep-ex/9704009 (and references therein).

[10] D. Aston *et al.*, Nucl. Phys. B **209**, 56 (1982).

[11] M. Ryskin, Z. Phys. C **57**, 89 (1993).

[12] A. Levy, DESY 95-204.

[13] M. Glück, E. Reya, and A. Vogt, Phys. Lett. B **306**, 391 (1993).

[14] J. Breitweg *et al.*, ZEUS Collab., Jerusalem EPS 97-646.

[15] M. Adams *et al.*, E665 Collab., MPI-PhE-97-03.

[16] S. Brodsky *et al.*, Phys. Rev. D **50**, 3134 (1994).

[17] M. Derrick *et al.*, ZEUS Collab., Phys. Lett. B **356**, 601 (1995).

[18] H. Holtmann *et al.*, hep-ph/9503441.

[19] F. Abe *et al.*, CDF Collab., Phys. Rev. D **50**, 5535 (1994).

[20] E. Gallo, hep-ex/9710013.

[21] T. Ahmed *et al.*, H1 Collab., Phys. Lett. B **348**, 681 (1995).

[22] M. Derrick *et al.*, ZEUS Collab., Z. Phys. C **68**, 569 (1995).

[23] J. Breitweg *et al.*, ZEUS Collab., Jerusalem EPS 97-638. (Final results for the measurement of $F_2^{D(4)}$ are available in DESY 97-184.)

[24] G. Ingelman and K. Jansen-Prytz, Z. Phys. C **58**, 285 (1993).

[25] C. Adloff *et al.*, H1 Collab., Jerusalem EPS 97-379.

[26] C. Adloff *et al.*, H1 Collab., Jerusalem EPS 97-337. [Final results are available in Z. Phys. C **76**, 613 (1997).]

[27] L. Lönnblad, Comp. Phys. Comm. **71**, 15 (1992).

[28] P. Bruni and G. Ingelman, DESY 93-187; *Proceedings of the Europhysics Conference on HEP*, Marseille 1993, p. 595.

[29] N. N. Nikolaev and B. G. Zakharov, Z. Phys. C **53**, 331 (1992); M. Bertini *et al.*, hep-ph/9710547.

[30] F. Close and J. Forshaw, hep-ph/9509251.

[31] C. Cormack, DIS97-AIP Conference Proceedings **147**, 585 (1997). (Final results for the measurement of $<$ thrust $>$ are available in DESY 97-210.)

[32] J. Breitweg *et al.*, ZEUS Collab., Jerusalem EPS 97-648; M. Derrick *et al.*, ZEUS Collab., Phys. Lett. B **356**, 129 (1995).

[33] H.-U. Bengtsson and T. Sjöstrand, Comp. Phys. Comm. **46**, 43 (1987); T. Sjöstrand, CERN-TH.6488/92.

[34] M. Derrick *et al.*, ZEUS Collab., Phys. Lett. B **369**, 55 (1996).

[35] S. Abachi *et al.*, DØ Collab., Phys. Rev. Lett. **72**, 2332 (1994); S. Abachi *et al.*, DØ Collab., FERMILAB-PUB-95-302-E (1995).

[36] F. Abe *et al.*, CDF Collab., Phys. Rev. Lett. **74**, 855 (1995).

[37] K. Abe *et al.*, SLD Collab., Phys. Rev. Lett. **76**, 4886 (1996).

[38] J. Perkins, DIS97-AIP Conference Proceedings **147**, 533 (1997).

[39] F. Abe *et al.*, CDF Collab., Phys. Rev. Lett. **78**, 2698 (1997).

[40] D. Soper, DIS97-AIP Conference Proceedings **147**, 147 (1997).

[41] J. Collins *et al.*, Phys. Lett. B **307**, 161 (1993); J. Collins, hep-ph/9709499.