



UCHEP-13-04  
December 22, 2013

## *CP* Asymmetry Measurements in *D* Decays from Belle

A. J. SCHWARTZ

*Physics Departement*

*University of Cincinnati, P.O. Box 210011, Cincinnati, Ohio 45221 USA*

We present measurements of *CP* asymmetries in *D* decays performed by the Belle experiment running at the KEKB asymmetric-energy  $e^+e^-$  collider.

PRESENTED AT

The 6<sup>th</sup> International Workshop on Charm Physics  
(CHARM 2013)  
Manchester, UK, 31 August – 4 September, 2013

# 1 Introduction

The phenomenon of  $CP$  violation ( $CPV$ ) is well-established in the  $K^0-\bar{K}^0$  and  $B^0-\bar{B}^0$  systems [1, 2]. The rate observed confirms the Cabibbo-Kobayashi-Maskawa (CKM) theory of quark flavor mixing [3]. The CKM theory predicts only tiny  $CPV$  in the  $D^0-\bar{D}^0$  system [4], and to-date such  $CPV$  has not been observed. Both time-independent and time-dependent measurements of partial widths can exhibit  $CP$  asymmetries. The former results mainly from interference between two decay amplitudes with different weak phases; this is called “direct”  $CPV$ . The latter results from either unequal rates of flavor mixing (called “indirect”  $CPV$ ) or interference between a mixed and an unmixed decay amplitude. In all cases new physics can increase the rate of  $CPV$  significantly above that predicted by the CKM theory [4]. Here we present results from searches for  $CPV$  in  $D$  decays from the Belle experiment. For a review of mixing and  $CPV$  formalism, see Ref. [5].

## 2 Time-dependent $D^0(t) \rightarrow K^+ K^- / \pi^+ \pi^-$

The Belle experiment has measured the mixing parameter  $y_{CP}$  and the  $CP$ -violating parameter  $A_\Gamma$  using  $977 \text{ fb}^{-1}$  of data [6]. Both observables depend on mixing parameters  $x$  and  $y$  and  $CPV$  parameters  $|q/p|$  and  $\phi$ . To lowest order the relations are

$$y_{CP} = \frac{(|q/p| + |p/q|)}{2} y \cos \phi - \frac{(|q/p| - |p/q|)}{2} x \sin \phi \quad (1)$$

$$A_\Gamma = \frac{(|q/p| - |p/q|)}{2} y \cos \phi - \frac{(|q/p| + |p/q|)}{2} x \sin \phi \quad (2)$$

The parameters are determined by measuring lifetimes of  $D^0$  and  $\bar{D}^0$  mesons to flavor-specific and  $CP$ -specific final states, e.g.,

$$y_{CP} = \frac{\tau(K^- \pi^+)}{\tau(K^+ K^-)} - 1 \quad (3)$$

$$A_\Gamma = \frac{\tau(\bar{D}^0 \rightarrow K^+ K^-) - \tau(D^0 \rightarrow K^+ K^-)}{\tau(\bar{D}^0 \rightarrow K^+ K^-) + \tau(D^0 \rightarrow K^+ K^-)}. \quad (4)$$

The latter measurement requires tagging the flavor of the decaying  $D$  meson, and this is done by reconstructing  $D^{*+} \rightarrow D^0 \pi^+$  and  $D^{*-} \rightarrow \bar{D}^0 \pi^-$  decays, i.e., the charge of the accompanying  $\pi^\pm$  (which has low momentum and is often called the “slow pion”) identifies the  $D$  flavor. Both  $K^+ K^-$  and  $\pi^+ \pi^-$  final states are used by Belle, and the fitted lifetime distributions are shown in Fig. 1. The precision of the measurement depends upon good understanding of the decay time resolution of the detector. For Belle, the resolution function depends upon  $\theta^*$ , the polar angle with respect to the  $e^+$

beam of the  $D^0$  in the  $e^+e^-$  center-of-mass (CM) frame. Thus the ratios in Eqs. (3) and (4) are measured in bins of  $\cos\theta^*$ . The resolution function also depends on the detector configuration: for the first  $153\text{ fb}^{-1}$  of data a 3-layer silicon vertex detector (SVD) was used, while for the remaining data a 4-layer SVD was used. These running periods (“SVD1” and “SVD2”) are treated separately. The results for SVD2 data are plotted in Fig. 2. Fitting both SVD1 and SVD2 values to constants gives

$$y_{CP} = (+1.11 \pm 0.22 \pm 0.11)\% \quad (5)$$

$$A_\Gamma = (-0.03 \pm 0.20 \pm 0.08)\%. \quad (6)$$

As a test of the resolution function, the absolute lifetime for  $D^0 \rightarrow K^-\pi^+$  [7] decays is also measured. The result is  $408.5 \pm 0.5$  fs, which is consistent with the world average [8].

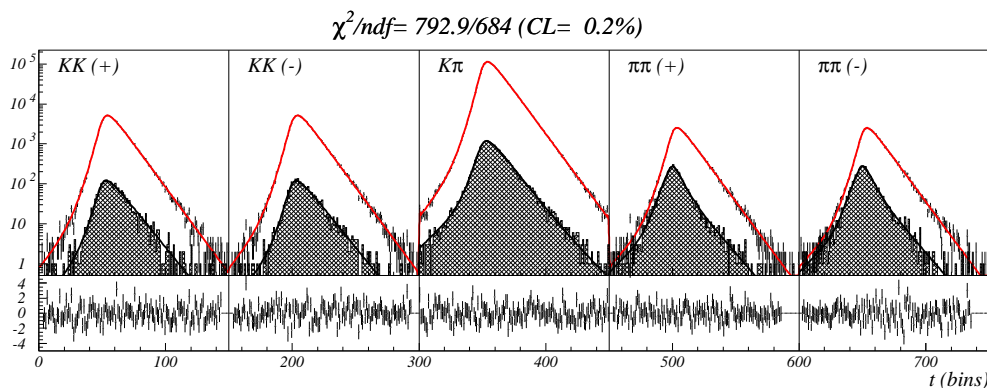


Figure 1: Decay time distributions for  $D^0 \rightarrow K^+K^-/\pi^+\pi^-$ ,  $\bar{D}^0 \rightarrow K^+K^-/\pi^+\pi^-$ , and  $D^0 \rightarrow K^-\pi^+$ . Fitting these distributions yields  $y_{CP}$  and  $A_\Gamma$  via Eqs. (3) and (4). The shaded histograms show background contributions; the lower plots show the fit residuals.

### 3 Time-integrated $D^0 \rightarrow K^+K^-/\pi^+\pi^-$

The  $D \rightarrow K^+K^-/\pi^+\pi^-$  samples used previously can be integrated over all decay times to measure the  $CP$  asymmetry  $A_{CP}^f$ , defined as

$$A_{CP}^f \equiv \frac{\Gamma(D^0 \rightarrow f) - \Gamma(\bar{D}^0 \rightarrow f)}{\Gamma(D^0 \rightarrow f) + \Gamma(\bar{D}^0 \rightarrow f)}. \quad (7)$$

This parameter is a difference in partial widths rather than a difference in lifetimes and thus depends strongly on the specific final state. In addition to the underlying  $CP$  asymmetry, there is a “forward-backward” asymmetry ( $A_{FB}$ ) in  $D^0/\bar{D}^0$  production

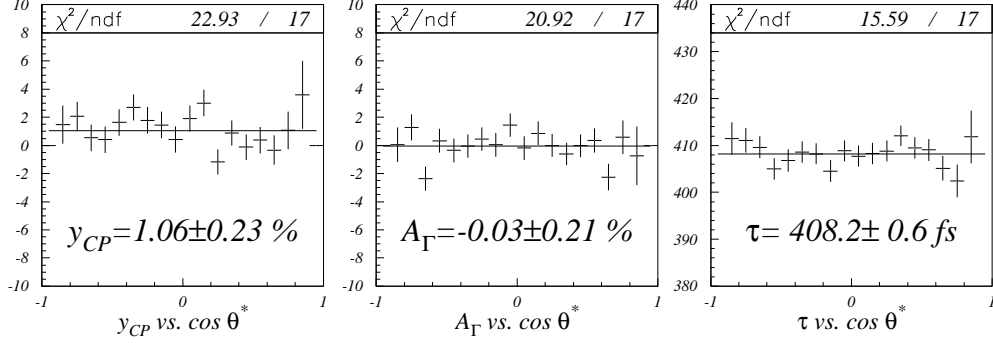


Figure 2: Fitted values of  $y_{CP}$ ,  $A_{\Gamma}$ , and  $\tau_{D^0}$  for SVD2 data in 18 bins of  $\cos \theta^*$  (see text). Fitting these points to constants yields the overall values listed.

due to  $\gamma$ - $Z^0$  electroweak interference and higher order QED effects in  $e^+e^- \rightarrow c\bar{c}$ ; and there is an asymmetry  $A_{\varepsilon}^{\pi}$  in the reconstruction of  $\pi_s^{\pm}$  from  $D^{*\pm} \rightarrow D\pi_s^{\pm}$  decays used to tag the  $D$  flavor. The reconstructed asymmetry one measures is the sum of all three:  $A_{\text{recon}}^f = A_{CP}^f + A_{FB} + A_{\varepsilon}^{\pi}$ . Belle has measured  $A_{\text{recon}}^f$  for  $D^0 \rightarrow K^+K^-/\pi^+\pi^-$  decays using  $977 \text{ fb}^{-1}$  of data [9] to determine  $A_{CP}^{KK}$  and  $A_{CP}^{\pi\pi}$ .

To correct for  $A_{\varepsilon}^{\pi}$ , Belle measures  $A_{\text{recon}}^f$  for flavor-tagged and untagged  $D^0 \rightarrow K^-\pi^+$  decays. These decays have an additional asymmetry due to differences in the reconstruction efficiency of  $K^-\pi^+$  versus  $K^+\pi^-$ ; this difference is denoted  $A_{\varepsilon}^{K\pi}$ . Thus

$$A_{\text{tagged}}^{K\pi} = A_{CP}^{K\pi} + A_{FB} + A_{\varepsilon}^{K\pi} + A_{\varepsilon}^{\pi} \quad (8)$$

$$A_{\text{untagged}}^{K\pi} = A_{CP}^{K\pi} + A_{FB} + A_{\varepsilon}^{K\pi}, \quad (9)$$

and taking the difference  $A_{\text{tagged}}^{K\pi} - A_{\text{untagged}}^{K\pi}$  yields  $A_{\varepsilon}^{\pi}$ . In practice this is done by re-weighting events:  $A_{\text{tagged}}^{K\pi}$  is calculated by weighting  $D^0$  decays by a factor  $1 - A_{\text{untagged}}^{K\pi}(p_{D^0}, \cos \theta_{D^0})$  and weighting  $\bar{D}^0$  decays by a factor  $1 + A_{\text{untagged}}^{K\pi}(p_{\bar{D}^0}, \cos \theta_{\bar{D}^0})$ , where  $p_D$  and  $\theta_D$  are the momentum and polar angle with respect to the  $e^+$  beam of the  $D$ . The resulting  $A_{\text{tagged}}^{K\pi}$  equals  $A_{\varepsilon}^{\pi}$ . The signal asymmetry  $A_{\text{recon}}^f$  is then calculated by weighting  $D^0$  decays by a factor  $1 - A_{\varepsilon}^{\pi}(p_{\pi}, \cos \theta_{\pi})$  and  $\bar{D}^0$  decays by a factor  $1 + A_{\varepsilon}^{\pi}(p_{\pi}, \cos \theta_{\pi})$ . The asymmetry  $A_{\varepsilon}^{\pi}$  is calculated in bins of  $p_{\pi}$  and  $\theta_{\pi}$  to reduce systematic errors. The result equals  $A_{CP}^f + A_{FB}$ . Since  $A_{FB}$  is an odd function of  $\cos \theta^*$ , where  $\theta^*$  is the polar angle of the  $D$  in the CM frame, and  $A_{CP}^f$  is nominally an even function of  $\theta^*$ , the individual asymmetries are extracted via

$$A_{CP}^f = \frac{A_{\text{recon}}^{f,\text{corr}}(\cos \theta^*) + A_{\text{recon}}^{f,\text{corr}}(-\cos \theta^*)}{2} \quad (10)$$

$$A_{FB} = \frac{A_{\text{recon}}^{f,\text{corr}}(\cos \theta^*) - A_{\text{recon}}^{f,\text{corr}}(-\cos \theta^*)}{2}. \quad (11)$$

The results of Eq. (10) for  $K^+K^-$  and  $\pi^+\pi^-$  final states are plotted in Fig. 3 for each bin of  $\cos\theta^*$ . Fitting these values to constants yields

$$A_{CP}^{KK} = (-0.32 \pm 0.21 \pm 0.09)\% \quad (12)$$

$$A_{CP}^{\pi\pi} = (+0.55 \pm 0.36 \pm 0.09)\%, \quad (13)$$

and  $\Delta A_{CP} \equiv A_{CP}^{KK} - A_{CP}^{\pi\pi} = (-0.87 \pm 0.41 \pm 0.06)\%$ .

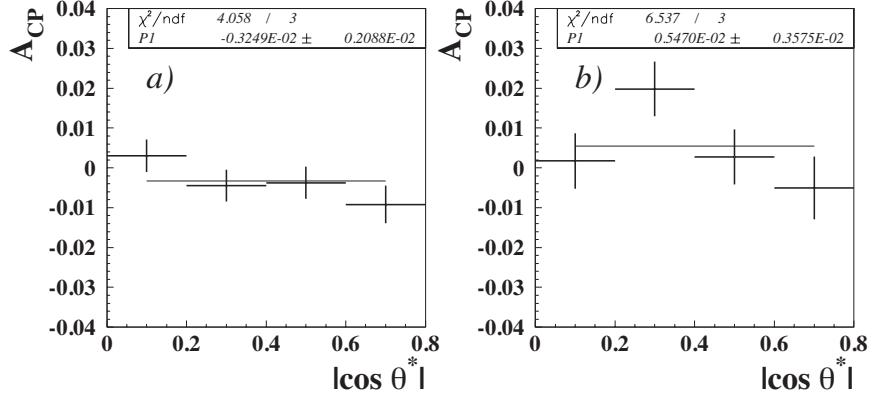


Figure 3: Asymmetries  $A_{CP}^{KK}$  (left) and  $A_{CP}^{\pi\pi}$  (right) calculated in bins of  $\cos\theta^*$  (see text). Fitting these values to constants yields the results listed in Eqs. (12) and (13).

## 4 Direct $CPV$ in Neutral $D^0$ Decays

The above measurements of  $A_\Gamma$ ,  $A_{CP}^{KK}$ , and  $A_{CP}^{\pi\pi}$  are sensitive to underlying parameters [4]

$$a_{CP}^{\text{indir}} = \frac{(|q/p| + |p/q|)}{2} x \sin \phi - \frac{(|q/p| - |p/q|)}{2} y \cos \phi \quad (14)$$

$$a_{CP}^{\text{dir}} = 2 \left| \frac{\bar{\mathcal{A}}}{\mathcal{A}} \right| \sin \phi \sin(\bar{\delta} - \delta), \quad (15)$$

where  $\mathcal{A} \equiv \mathcal{A}(D^0 \rightarrow h^+h^-)$ ,  $\bar{\mathcal{A}} \equiv \mathcal{A}(\bar{D}^0 \rightarrow h^+h^-)$ , and  $\delta(\bar{\delta})$  is the strong phase for amplitude  $\mathcal{A}(\bar{\mathcal{A}})$ . Parameters  $a_{CP}^{\text{indir}}$  and  $a_{CP}^{\text{dir}}$  parameterize the amounts of indirect and direct  $CP$  violation in  $D$  decays, respectively. Since  $D$  decays are well-dominated by tree amplitudes, the phase  $\phi \equiv \text{Arg}[(q/p)(\bar{\mathcal{A}}/\mathcal{A})] \approx \text{Arg}(q/p)$  is “universal,” i.e., common to all  $D^0$  decay modes. From Eq. (14) this implies that  $a_{CP}^{\text{indir}}$  is also universal. On the other hand,  $a_{CP}^{\text{dir}}$  depends on the final state.

The relations between the observables and parameters are, to subleading order [10],

$$A_\Gamma \approx -a_{CP}^{\text{indir}} - a_{CP}^{\text{dir}} y \cos \phi \quad (16)$$

$$A_{CP}^{hh} \approx a_{CP}^{\text{dir}} - A_{\Gamma} \frac{\langle t \rangle}{\tau}, \quad (17)$$

where  $\langle t \rangle$  is the mean decay time for  $D^0 \rightarrow h^+ h^-$  and  $\tau$  is the  $D^0$  lifetime. The second term in Eq. (16) is the subleading contribution – compare to Eq. (2). It is  $O(10^{-4})$  or smaller and usually neglected; i.e.,  $A_{\Gamma} \approx -a_{CP}^{\text{indir}}$  and is considered universal. Inserting Eq. (16) into Eq. (17) gives

$$A_{CP}^{hh} = a_{CP}^{\text{dir}} + a_{CP}^{\text{indir}} \frac{\langle t \rangle}{\tau} + a_{CP}^{\text{dir}} y \cos \phi \frac{\langle t \rangle}{\tau}. \quad (18)$$

Experimentally, many systematic errors cancel when measuring the difference  $\Delta A_{CP} \equiv A_{CP}^{KK} - A_{CP}^{\pi\pi}$ . Using Eq. (18) to calculate this difference, one obtains

$$\Delta A_{CP} = \Delta a_{CP}^{\text{dir}} + a_{CP}^{\text{indir}} \frac{\Delta \langle t \rangle}{\tau} + \left( a_{CP}^{KK \text{ dir}} \frac{\langle t \rangle_{KK}}{\tau} - a_{CP}^{\pi\pi \text{ dir}} \frac{\langle t \rangle_{\pi\pi}}{\tau} \right) y \cos \phi \quad (19)$$

$$= \Delta a_{CP}^{\text{dir}} \left( 1 + y \cos \phi \frac{\overline{\langle t \rangle}}{\tau} \right) + \left( a_{CP}^{\text{indir}} + \overline{a_{CP}^{\text{dir}}} y \cos \phi \right) \frac{\Delta \langle t \rangle}{\tau} \quad (20)$$

$$\approx \Delta a_{CP}^{\text{dir}} \left( 1 + y \cos \phi \frac{\overline{\langle t \rangle}}{\tau} \right) + a_{CP}^{\text{indir}} \frac{\Delta \langle t \rangle}{\tau}, \quad (21)$$

where  $\Delta a_{CP}^{\text{dir}} \equiv a_{CP}^{KK \text{ dir}} - a_{CP}^{\pi\pi \text{ dir}}$ ,  $\overline{a_{CP}^{\text{dir}}} \equiv (a_{CP}^{KK \text{ dir}} + a_{CP}^{\pi\pi \text{ dir}})/2$ ,  $\Delta \langle t \rangle \equiv \langle t \rangle_{KK} - \langle t \rangle_{\pi\pi}$ , and  $\overline{\langle t \rangle} \equiv (\langle t \rangle_{KK} + \langle t \rangle_{\pi\pi})/2$ . Using Eq. (21) and  $A_{\Gamma} = -a_{CP}^{\text{indir}}$ , one can fit the measured values of  $A_{\Gamma}$  and  $\Delta A_{CP}$  for parameters  $a_{CP}^{\text{dir}}$  and  $a_{CP}^{\text{indir}}$ . A deviation from zero of either of these parameters would indicate  $CPV$  in  $D$  decays. Such an observation would hint at new physics. To perform this fit requires knowledge of  $\overline{\langle t \rangle}$ ,  $\Delta \langle t \rangle$ , and  $y \cos \phi$ .

The Heavy Flavor Averaging Group (HFAG) [11] performs this fit for all available data: Belle, BaBar, CDF, and LHCb measurements. They use values of  $\overline{\langle t \rangle}$  and  $\Delta \langle t \rangle$  specific to each experiment, and  $y \cos \phi$  is calculated using world average values [12]. The resulting fit is shown in Fig. 4, which plots all relevant measurements in the two-dimensional  $\Delta a_{CP}^{\text{dir}} - a_{CP}^{\text{indir}}$  plane. The most likely values and  $\pm 1\sigma$  errors are [13]

$$a_{CP}^{\text{indir}} = (+0.015 \pm 0.052)\% \quad (22)$$

$$\Delta a_{CP}^{\text{dir}} = (-0.333 \pm 0.120)\%. \quad (23)$$

Whereas  $a_{CP}^{\text{indir}}$  is consistent with zero,  $\Delta a_{CP}^{\text{dir}}$  indicates direct  $CPV$ . The  $p$ -value of the no- $CPV$  point  $(a_{CP}^{\text{indir}}, \Delta a_{CP}^{\text{dir}}) = (0, 0)$  is 0.02.

## 5 Direct $CPV$ in $D^+ \rightarrow K_S^0 K^+$

The decay  $D^+ \rightarrow K_S^0 K^+$  is self-tagging, there is no  $D^{*\pm} \rightarrow D\pi^{\pm}$  decay, and thus there is no correction for  $A_{\epsilon}^{\pi}$ . However, the final state  $K^{\pm}$  introduces a correction ( $A_{\epsilon}^{K^+}$ )

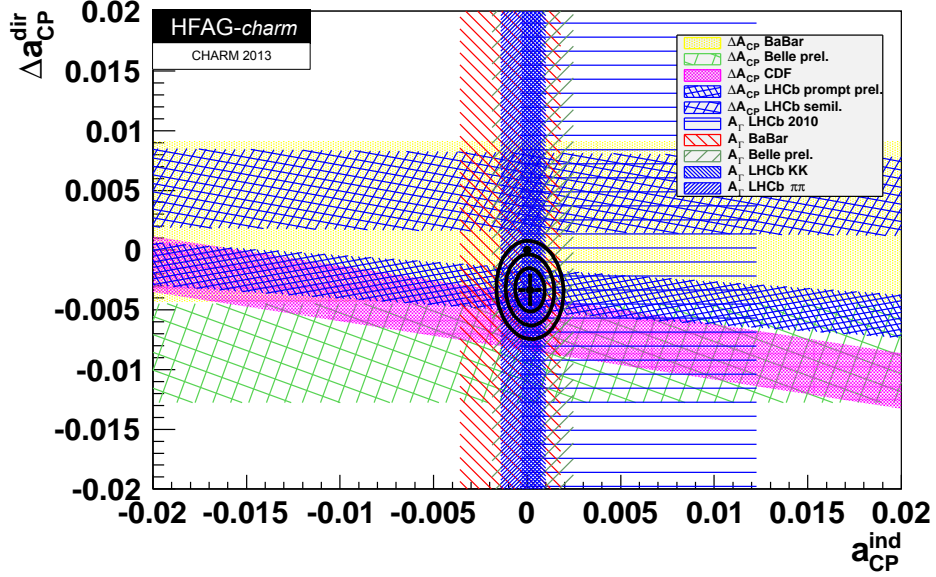


Figure 4: Two-dimensional  $\Delta a_{CP}^{\text{dir}} - a_{CP}^{\text{indir}}$  plane with constraints from individual experiments overlaid, from Ref. [13]. The cross denotes the fitted central value, and the ellipses denote  $1\sigma$ ,  $2\sigma$ , and  $3\sigma$  confidence regions.

due to possible differences in  $K^+$  and  $K^-$  reconstruction efficiencies. In addition, as the neutral  $K^0$  or  $\bar{K}^0$  is reconstructed via  $K_S^0 \rightarrow \pi^+\pi^-$  decay, there is an asymmetry ( $A_{CP}^{\bar{K}^0}$ ) due to the small difference in rates between  $K^0 \rightarrow K_S^0$  and  $\bar{K}^0 \rightarrow K_S^0$ , or equivalently between  $K^0 \rightarrow \pi^+\pi^-$  and  $\bar{K}^0 \rightarrow \pi^+\pi^-$  [14]. Thus:

$$A_{\text{recon}}^{K_S K^+} = A_{CP}^{\bar{K}^0 K^+} + A_{CP}^{\bar{K}^0} + A_{FB} + A_{\epsilon}^{K^+}.$$

Belle has measured  $A_{\text{recon}}^{K_S K^+}$  using  $977 \text{ fb}^{-1}$  of data [15] to determine  $A_{CP}^{\bar{K}^0 K^+}$ .

To determine  $A_{\epsilon}^{K^+}$ , Belle measures the asymmetries for untagged samples of  $D^0 \rightarrow K^- \pi^+$  and  $D_s^+ \rightarrow \phi \pi^+$  decays. These asymmetries have the following components:

$$A_{\text{recon}}^{K^- \pi^+} = A_{FB} + A_{\epsilon}^{\pi^+} - A_{\epsilon}^{K^+} \quad (24)$$

$$A_{\text{recon}}^{\phi \pi^+} = A_{FB} + A_{\epsilon}^{\pi^+}. \quad (25)$$

To isolate  $A_{\epsilon}^{K^+}$ , the weighting procedure performed for time-integrated  $D^0 \rightarrow K^+ K^-$  decays (see Section 3) is repeated here:  $D^0 \rightarrow K^- \pi^+$  decays are weighted by a factor  $(1 - A_{\text{recon}}^{\phi \pi^+})$ , and  $\bar{D}^0 \rightarrow K^+ \pi^-$  decays are weighted by a factor  $(1 + A_{\text{recon}}^{\phi \pi^+})$ . With this weighting the asymmetry  $A_{\text{recon}}^{K^- \pi^+}$  is calculated; the result equals  $-A_{\epsilon}^{K^+}$ . This procedure is then repeated for the signal sample:  $D^+ \rightarrow K_S^0 K^+$  decays are weighted by a factor  $(1 - A_{\epsilon}^{K^+})$ , and  $D^- \rightarrow K_S^0 K^-$  decays are weighted by a factor  $(1 + A_{\epsilon}^{K^+})$ . The resulting  $A_{\text{recon}}^{K_S K^+}$  equals  $A_{CP}^{\bar{K}^0 K^+} + A_{CP}^{\bar{K}^0} + A_{FB}$ . Since the sum  $A_{CP}^{\bar{K}^0 K^+} + A_{CP}^{\bar{K}^0}$  is an even function of  $\cos \theta^*$  ( $\theta^*$  is the polar angle with respect to the  $e^+$  beam of the  $D^+$  in

the  $e^+e^-$  CM frame), and  $A_{FB}$  is an odd function, the two types of asymmetries are separated by taking sums and differences as done in Eqs. (10) and (11). The results are plotted in Fig. 5 in bins of  $\cos\theta^*$ ; fitting these values to a constant yields

$$A_{CP}^{\bar{K}^0 K^+} + A_{CP}^{\bar{K}^0} = (-0.25 \pm 0.28 \pm 0.14)\%. \quad (26)$$

To extract  $A_{CP}^{\bar{K}^0 K^+}$  from  $A_{CP}^{\bar{K}^0 K^+} + A_{CP}^{\bar{K}^0}$ , one corrects for  $A_{CP}^{\bar{K}^0}$  using the calculation of Ref. [14]. The result is

$$A_{CP}^{\bar{K}^0 K^+} = (+0.08 \pm 0.28 \pm 0.14)\%, \quad (27)$$

which is consistent with zero.

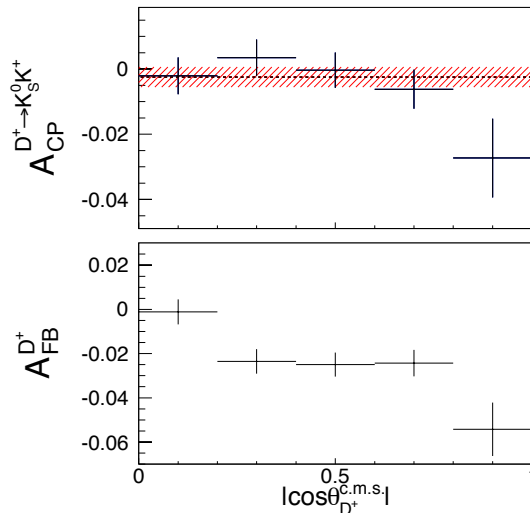


Figure 5:  $A_{CP}^{K_S K^+} = A_{CP}^{\bar{K}^0 K^+} + A_{CP}^{\bar{K}^0}$  (top) and  $A_{FB}$  (bottom) measured from  $D^\pm \rightarrow K_S^0 K^\pm$  decays [15].

## 6 Direct $CPV$ in $D^+ \rightarrow K_S^0 \pi^+$

The decay  $D^+ \rightarrow K_S^0 \pi^+$  is similar to  $D^+ \rightarrow K_S^0 K^+$  in that it is also self-tagging and thus has no correction for  $D^{*\pm} \rightarrow D\pi^\pm$ . However, the final state  $\pi^+$  introduces a correction  $A_\epsilon^{\pi^+}$  due to possible differences between  $\pi^+$  and  $\pi^-$  reconstruction efficiencies. The asymmetry  $A_{CP}^{\bar{K}^0}$  is also present and must be corrected for as done for  $D^+ \rightarrow K_S^0 K^+$  decays. Thus:

$$A_{\text{recon}}^{K_S \pi^+} = A_{CP}^{\bar{K}^0 \pi^+} + A_{CP}^{\bar{K}^0} + A_{FB} + A_\epsilon^{\pi^+}. \quad (28)$$

Belle has measured  $A_{\text{recon}}^{K_S \pi^+}$  using  $977 \text{ fb}^{-1}$  of data [16] to determine  $A_{CP}^{\bar{K}^0 \pi^+}$ .



To determine  $A_\varepsilon^{\pi^+}$ , Belle measures the asymmetries for untagged samples of three-body  $D^+ \rightarrow K^- \pi^+ \pi^+$  and  $D^0 \rightarrow K^- \pi^+ \pi^0$  decays. These asymmetries have the following components:

$$A_{\text{recon}}^{K^- \pi^+ \pi^+} = A_{FB} + A_\varepsilon^{K^- \pi^+} + A_\varepsilon^{\pi^+} \quad (29)$$

$$A_{\text{recon}}^{K^- \pi^+ \pi^0} = A_{FB} + A_\varepsilon^{K^- \pi^+} . \quad (30)$$

To isolate  $A_\varepsilon^{\pi^+}$ , the weighting procedure done for time-integrated  $D^0 \rightarrow K^+ K^-$  decays (Section 3) and  $D^+ \rightarrow K_S^0 K^+$  decays (Section 5) is repeated again:  $D^+ \rightarrow K^- \pi^+ \pi^+$  decays are weighted by a factor  $(1 - A_{\text{recon}}^{K^- \pi^+ \pi^0})$ , and  $D^- \rightarrow K^+ \pi^- \pi^-$  decays are weighted by a factor  $(1 + A_{\text{recon}}^{K^- \pi^+ \pi^0})$ . The resulting asymmetry  $A_{\text{recon}}^{K^- \pi^+ \pi^+}$  equals  $A_\varepsilon^{\pi^+}$ . The weighting procedure is then repeated for the signal sample:  $D^+ \rightarrow K_S^0 \pi^+$  decays are weighted by a factor  $(1 - A_\varepsilon^{\pi^+})$ , and  $D^- \rightarrow K_S^0 \pi^-$  decays are weighted by a factor  $(1 + A_\varepsilon^{\pi^+})$ . The resulting  $A_{\text{recon}}^{K_S^0 \pi^+}$  equals  $A_{CP}^{\bar{K}^0 \pi^+} + A_{CP}^{\bar{K}^0} + A_{FB}$ . Taking sums and differences in bins of  $\cos \theta^*$  as done in Eqs. (10) and (11) isolates  $A_{CP}^{\bar{K}^0 \pi^+} + A_{CP}^{\bar{K}^0}$ . The results are plotted in Fig. 6; fitting these values to a constant yields

$$A_{CP}^{\bar{K}^0 \pi^+} + A_{CP}^{\bar{K}^0} = (-0.363 \pm 0.094 \pm 0.067)\% . \quad (31)$$

To extract  $A_{CP}^{\bar{K}^0 \pi^+}$ , one applies a correction for  $A_{CP}^{\bar{K}^0}$  [14]. The result is

$$A_{CP}^{\bar{K}^0 \pi^+} = (-0.024 \pm 0.094 \pm 0.067)\% . \quad (32)$$

The statistics of this measurement are high enough to observe the asymmetry due to  $A_{CP}^{\bar{K}^0}$  with a significance of  $3.2\sigma$ . However, after correcting for  $A_{CP}^{\bar{K}^0}$  the result for  $A_{CP}^{\bar{K}^0 \pi^+}$  is consistent with zero.

## 7 Other Searches for Direct $CPV$

In addition to the searches described above, there have been numerous other searches for direct  $CPV$  in  $D$  decays at Belle. A complete listing of these searches and their results is given in Table 1. In all cases there is no evidence for direct  $CPV$ .

## ACKNOWLEDGEMENTS

We are thankful to the organizers of CHARM 2013 for a fruitful and enjoyable workshop.

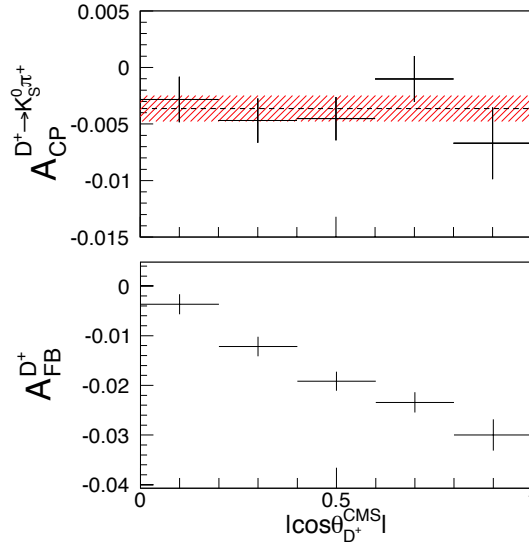


Figure 6:  $A_{CP}^{K_S^0 \pi^+} = A_{CP}^{\overline{K}^0 \pi^+} + A_{CP}^{\overline{K}^0}$  (top) and  $A_{FB}^{D^+}$  (bottom) measured from  $D^\pm \rightarrow K_S^0 \pi^\pm$  decays [16].

## References

- [1] B. Winstein and L. Wolfenstein, Rev. Mod. Phys. **65**, 1113 (1993).
- [2] B. Aubert et al., Phys. Rev. Lett. **87**, 091801 (2001).  
K. Abe et al., Phys. Rev. Lett. **87**, 091802 (2001).
- [3] M. Kobayashi and T. Maskawa, Prog. Theor. Phys. **49**, 652 (1973).  
J. Charles et al. (CKMfitter Group), Eur. Phys. J. **C41**, 1 (2005), and online update at: [ckmfitter.in2p3.fr](http://ckmfitter.in2p3.fr).  
M. Bona et al. (UTfit Collab.), JHEP **0603**, 080 (2006), and online update at: [babar.roma1.infn.it/ckm/](http://babar.roma1.infn.it/ckm/).
- [4] Y. Grossman, A. L. Kagan, and Y. Nir, Phys. Rev. D **75**, 036008 (2007).
- [5] D. Kirby and Y. Nir, “CP Violation in Meson Decays,” in J. Beringer et al. (Particle Data Group), Phys. Rev. D **86**, 010001 (2012).
- [6] M. Staric et al. (for the Belle Collab.), arXiv:1212.3478 (2012).
- [7] Charge-conjugate modes are included unless stated or implied otherwise.
- [8] J. Beringer et al. (Particle Data Group) *op. cit.*, and online update at: [pdg.lbl.gov](http://pdg.lbl.gov).

Decay mode	Data	$A_{CP}$ (%)	Reference
$D^0 \rightarrow \pi^+ \pi^-$	977 fb <sup>-1</sup>	(+0.55 ± 0.36 ± 0.09)%	[9]
$D^0 \rightarrow K^+ K^-$	977 fb <sup>-1</sup>	(-0.32 ± 0.21 ± 0.09)%	[9]
$D^0 \rightarrow K_S^0 \pi^0$	791 fb <sup>-1</sup>	(-0.28 ± 0.19 ± 0.10)%	[17]
$D^0 \rightarrow K_S^0 \eta$	791 fb <sup>-1</sup>	(0.54 ± 0.51 ± 0.16)%	[17]
$D^0 \rightarrow K_S^0 \eta'$	791 fb <sup>-1</sup>	(0.98 ± 0.67 ± 0.14)%	[17]
$D^0 \rightarrow K^+ \pi^- \pi^0$	281 fb <sup>-1</sup>	(-0.6 ± 5.3)%	[18]
$D^0 \rightarrow K^+ \pi^- \pi^+ \pi^-$	281 fb <sup>-1</sup>	(-1.8 ± 4.4)%	[18]
$D^+ \rightarrow K_S^0 K^+$	977 fb <sup>-1</sup>	(0.08 ± 0.28 ± 0.14)%	[15]
$D^+ \rightarrow K_S^0 \pi^+$	977 fb <sup>-1</sup>	(-0.024 ± 0.094 ± 0.067)%	[16]
$D^+ \rightarrow \phi \pi^+$	955 fb <sup>-1</sup>	(0.51 ± 0.28 ± 0.05)%	[19]
$D^+ \rightarrow \pi^+ \eta$	791 fb <sup>-1</sup>	(1.74 ± 1.13 ± 0.19)%	[20]
$D^+ \rightarrow \pi^+ \eta'$	791 fb <sup>-1</sup>	(-0.12 ± 1.12 ± 0.17)%	[20]
$D_s^+ \rightarrow K_S^0 \pi^+$	673 fb <sup>-1</sup>	(5.45 ± 2.50 ± 0.33)%	[21]
$D_s^+ \rightarrow K_S^0 K^+$	673 fb <sup>-1</sup>	(0.12 ± 0.36 ± 0.22)%	[21]

Table 1: Searches for direct  $CPV$  in  $D^0$ ,  $D^+$ , and  $D_s^+$  decays at Belle.

- [9] Presented by B. R. Ko at ICHEP 2012 (arXiv:1212.1975), this analysis is an update of that described in M. Staric et al., Phys. Lett. B **670**, 190 (2008).
- [10] M. Gersabeck, M. Alexander, S. Borghi, V. V. Gligorov, and C. Parkes, J. Phys. G **39**, 045005 (2012).
- [11] Y. Amhis et al. (Heavy Flavor Averaging Group), arXiv:1207.1158 and online update at: [www.slac.stanford.edu/xorg/hfag](http://www.slac.stanford.edu/xorg/hfag).
- [12] Ibid., and online update at: [www.slac.stanford.edu/xorg/hfag/charm/CHARM13/results\\_mix+cpv.html](http://www.slac.stanford.edu/xorg/hfag/charm/CHARM13/results_mix+cpv.html).
- [13] Ibid., and online update at: [www.slac.stanford.edu/xorg/hfag/charm/CHARM13/DCPV/direct\\_indirect\\_cpv.html](http://www.slac.stanford.edu/xorg/hfag/charm/CHARM13/DCPV/direct_indirect_cpv.html).
- [14] Y. Grossman and Y. Nir, JHEP **1204**, 002 (2012).
- [15] B. R. Ko et al., JHEP **1302**, 098 (2013).
- [16] B. R. Ko et al., Phys. Rev. Lett. **109**, 021601 (2012); **109**, 119903 (2012).
- [17] B. R. Ko et al., Phys. Rev. Lett. **106**, 211801 (2011).

- [18] X. C. Tian et al., Phys. Rev. Lett. **95**, 231801 (2005).
- [19] M. Starič et al., Phys. Rev. Lett. **108**, 071801 (2012).
- [20] E. Won et al., Phys. Rev. Lett. **107**, 221801 (2011).
- [21] B. R. Ko et al., Phys. Rev. Lett. **104**, 181602 (2010).