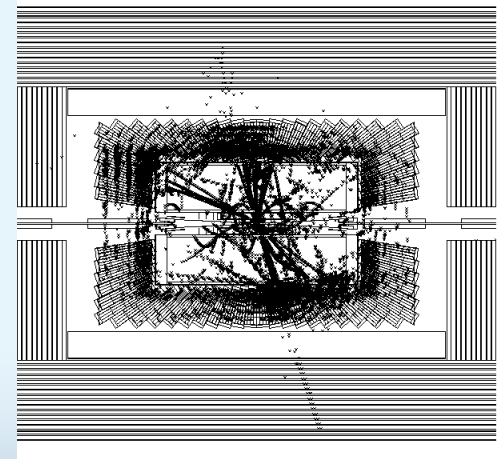
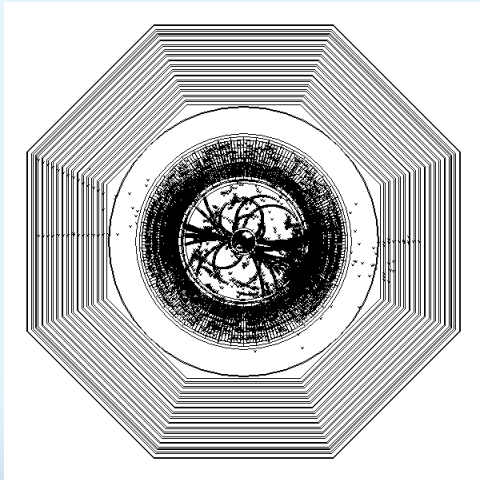


Linear collider muon detector: the LDC design



Marcello Piccolo
SNOWMASS Aug. 2005



Agenda

- The role of a muon system
- Muon identification and energy leakage
- Optimization
 - Thickness
 - Wide to small angle transition
- Conclusions

What do leptons buy for us

- Identifying leptons has obvious advantages in sorting out events characteristics:
 - e.g. direct identification of the W charge
 - direct fermion/antifermion type identification
 - direct flavor identification
- It can help out on the instrumental side too:
 - Semileptonic decays imply neutrino's presence, hence energy missing.

Electrons vs. muons

Both electrons and muons are identified calorimetrically:

- Electrons on radiation length scale

- Muons on interaction length scale

 - identification based on lack of interaction
 - energy loss just for ionization

 - need to follow the non-interacting candidate after a substantial # of interaction lengths.

No need to measure momentum. Track association is good enough to guarantee matching between TPC and muon detector.

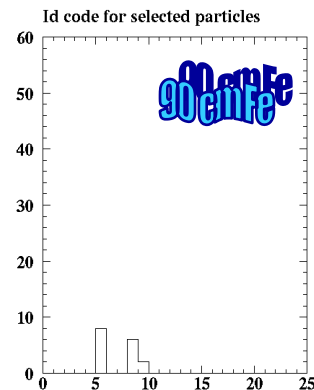
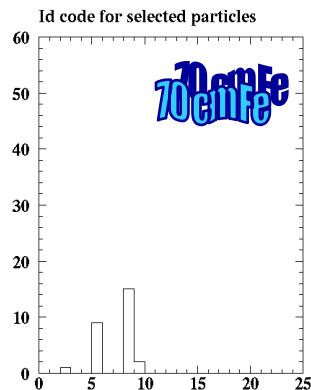
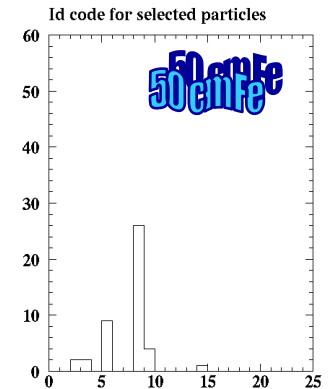
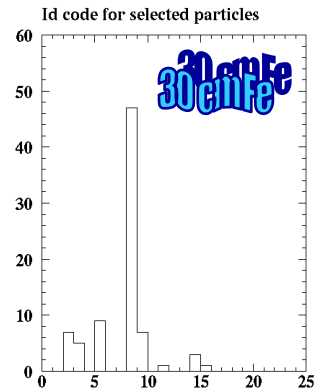
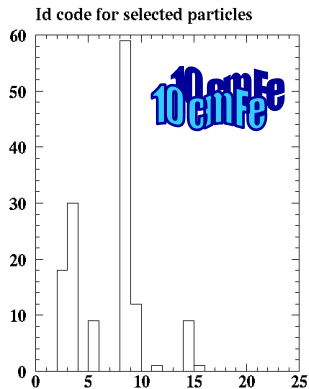
Single particle studies

- Try to use simple events to design the hardware.
- Check afterward that more complicate events do not cause derated performances.
- Functionalities needed:
 - Muon id.
 - Measure energy leaking out of the coil.
- Simulation used: Brahms with the TDR default options.

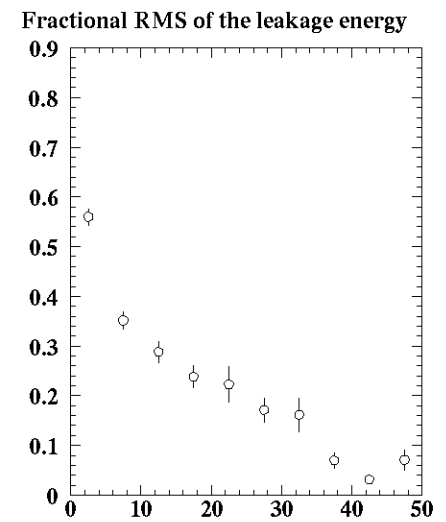
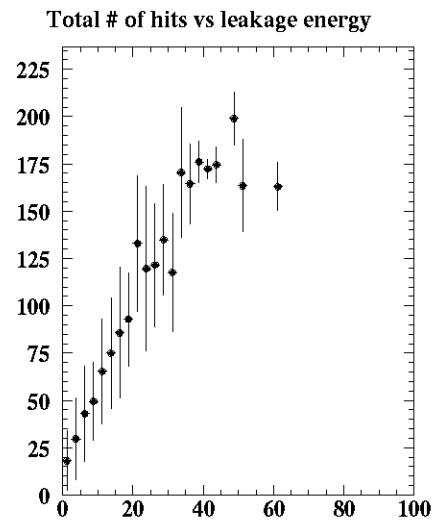
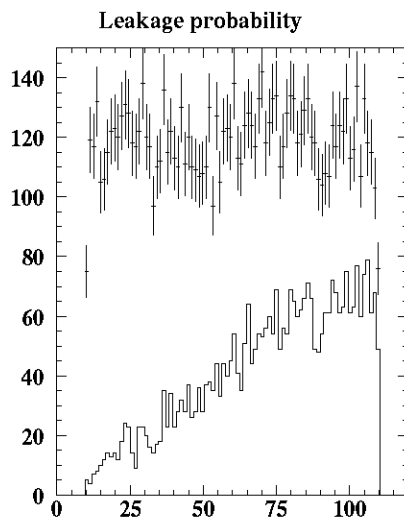
Single particle studies (cont.)

- Generated 10,000 single π with flat momentum and angle distributions.
- Looked at misid. probabilities and energy leakage.
- As mentioned before used as a baseline detector the TESLA-TDR muon system.
- The system consists of 12 active detector planes in the barrel, 11 in the end caps. Longitudinal segmentation 10 cm Fe 11/10 (barr/e.c). times + 1 plane after 50 cm. (total thickness 1.5 m Fe fixed by flux return considerations.

π Misidentification vs. thickness

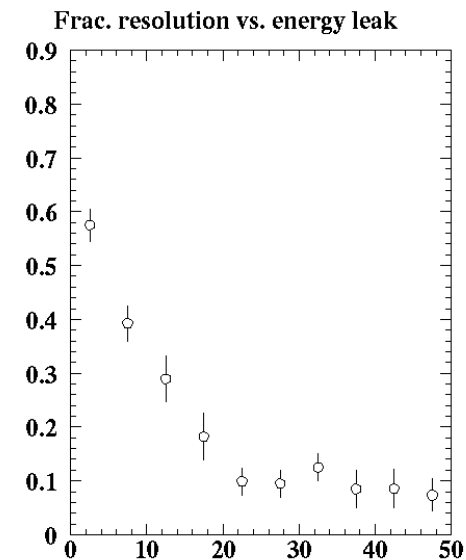
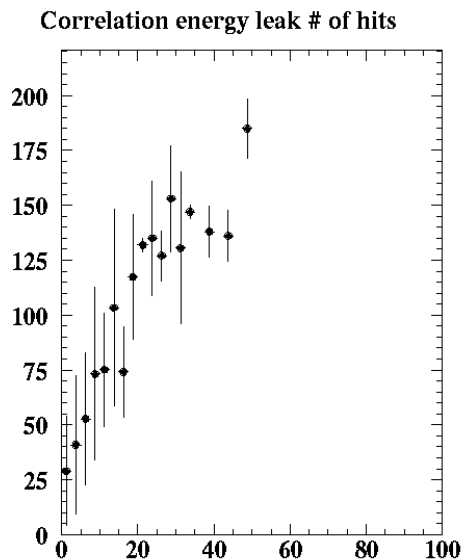


Energy leakage single π



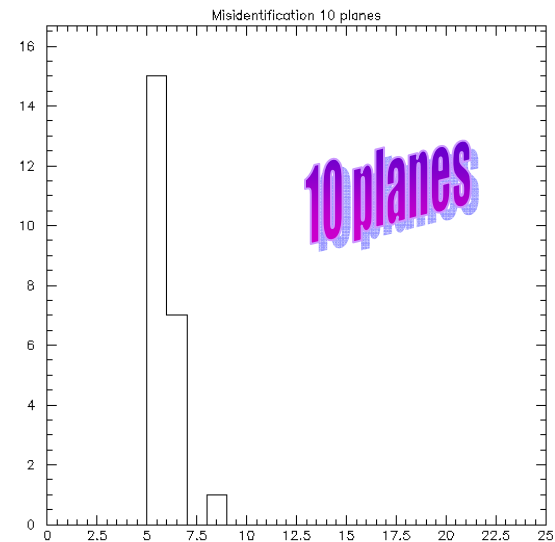
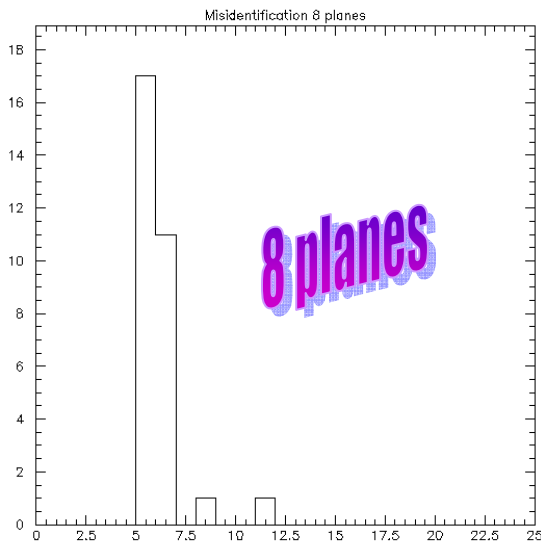
Energy leakage

Standard Model Mix

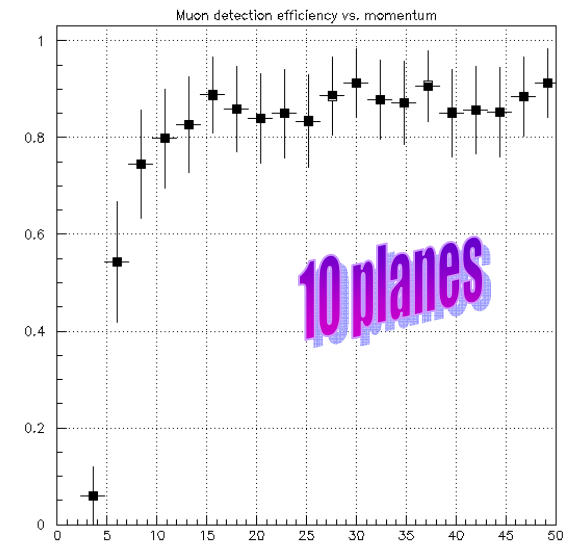
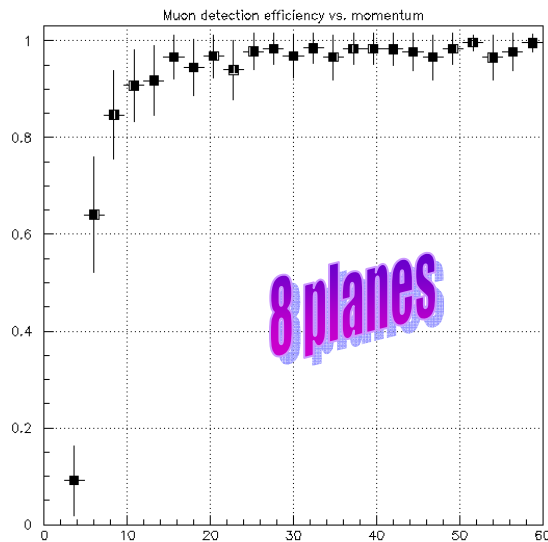


- 81% of the events cause (non- μ) hits in the muon system.
- 9.5% of the events drop more than 1 GeV in the muon system

Misidentification Standard Model Mix

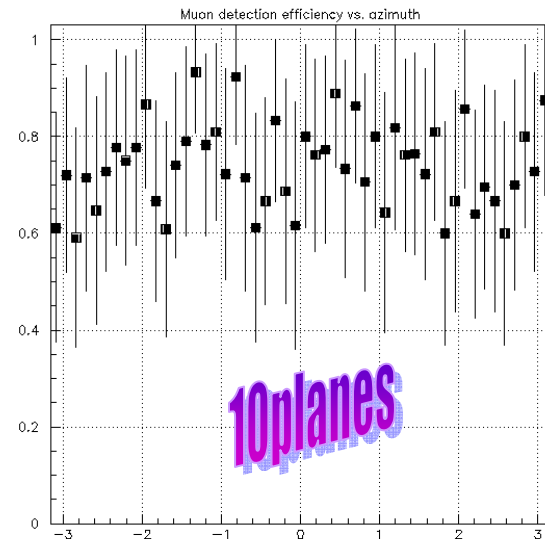
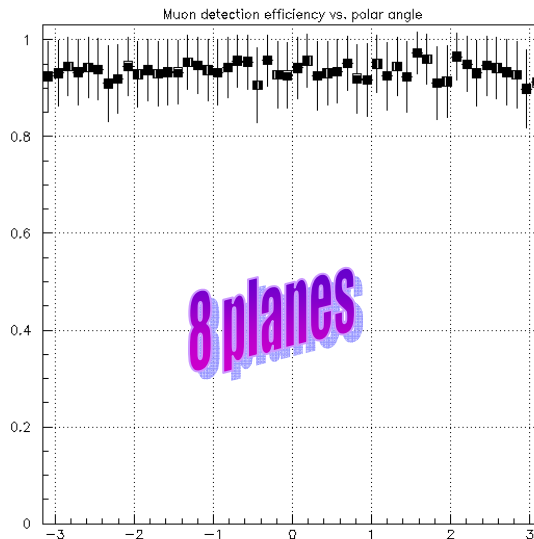


What about efficiency ?



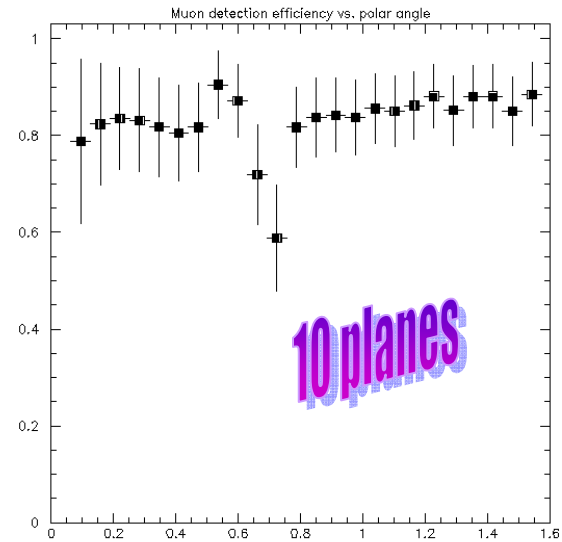
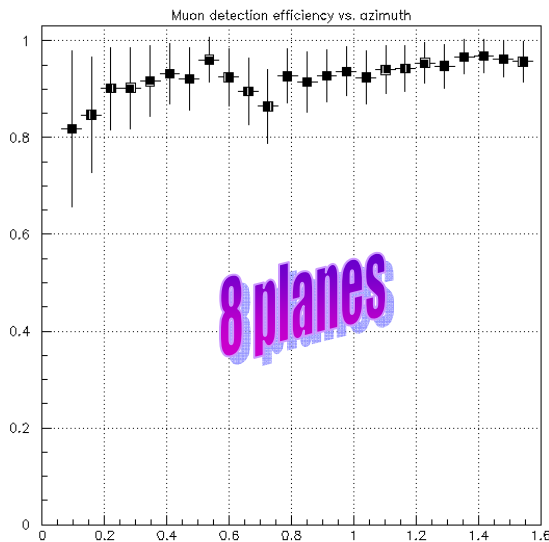
- Single μ detection efficiency vs. momentum

What about efficiency ?



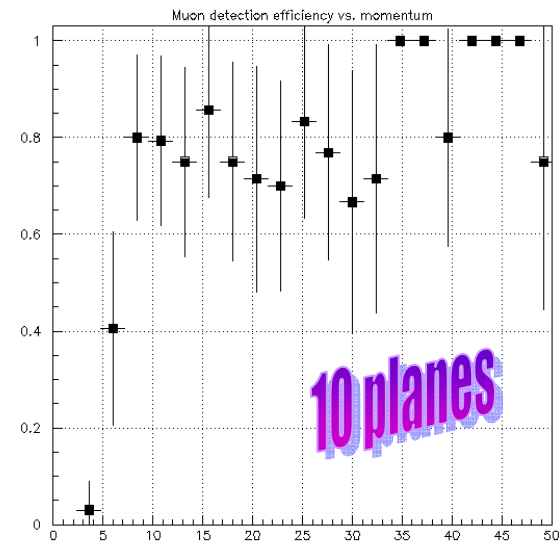
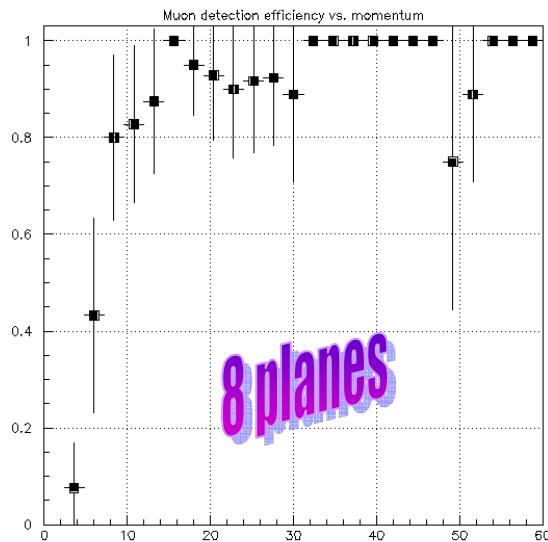
- Single μ detection efficiency vs. azimuth

What about efficiency ?



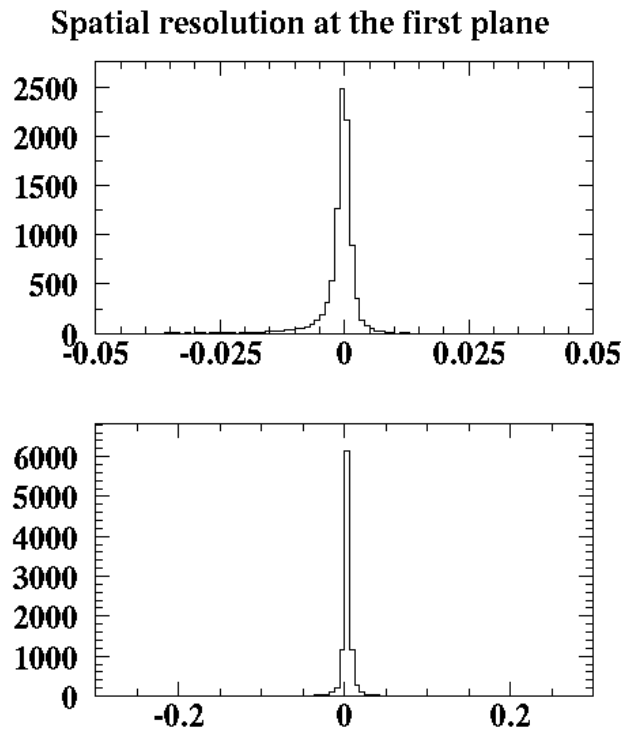
- Single μ detection efficiency vs. polar angle

What about efficiency ?



- Standard Model μ detection efficiency vs. momentum

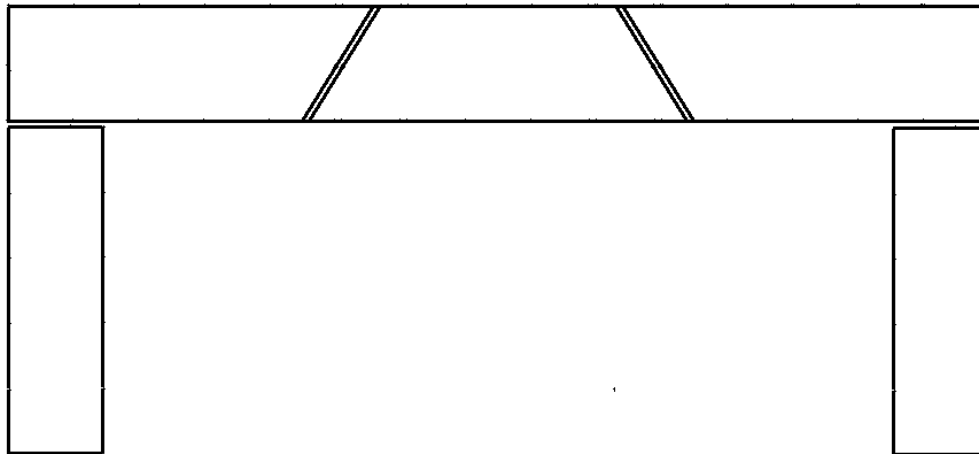
Requirements on spatial resolution



θ and ϕ r.m.s. at the first detector plane.

The distribution width sets the spatial resolution scale for the detectors: working out the figures one gets 1.5-2.0 cm.

How do we break it down



- **Barrel way to big to make it on piece.**
- **Break it in three pieces so minimizing transition region by slanting.**
- **If the barrel has to be long, then insert the end-caps in.**
 - **The aspect ratio for the end-caps less favorable**
 - **Detectors shape more complicated, so better if smaller.....**

Conclusions

- The μ -system design from the TESLA-TDR seems to cope with the anticipated Physics program for the ILC.
- Muon detection efficiency and background contamination seem to be under control.
- Energy leakage behind the coil, seems to be not very important; it can, however, be measured to a meaningful level.

Backup slides

