

***BABAR* status and future plans**

Marcello A. Giorgi

INFN& Università di Pisa (Italy)
Via Buonarroti, 2 I-56127 Pisa, Italy
and SLAC
P.O. Box 20450 Stanford, CA 94309
On behalf of BaBar Collaboration

The status of BaBar experiment is described after 4 years of run together with some of its physics achievements, future plans, possible physics goals toward the end of the present decade and upgrades to the detector are discussed.

1 Introduction

The *BABAR* experiment is a true international enterprise. Its members are 579 physicists from 75 institutions of 10 countries, nearly half of the collaboration is from USA and half from outside countries, mainly from Europe. The *BABAR* detector in Interaction Region 2 of PEP-II has been in full operation since November 1999, after receiving its first beam in May 1999. The goals of the experiment are to perform a comprehensive study of CP violation in the B_d meson system, to carry out high-sensitivity searches for and measurements of rare B decays, and to make precision measurements in the charm and τ sectors. After the discovery in 1964 of the CP violation in the famous K meson Brookhaven experiment [1] the mission of *BABAR* was originally focused on establishing CP violation in the b flavor sector. This goal was achieved in 2001 when *BABAR* [3] has firstly observed CP violation in B_d decay, soon after confirmed by Belle [4].

PEP-II machine was performing particularly well in Run I, II and III delivering to *BABAR* before June 10, 2003 about $133fb^{-1}$ of integrated luminosity. *BABAR* has shown a very high efficiency (97%) and has collected nearly 123 million B meson pairs at the Y(4S) resonance and an additional $12fb^{-1}$ taken 40 MeV below the resonance (figure 1). The *BABAR* physics program is now focused on three main targets:

- perform a comprehensive set of CP-violating asymmetries in B meson decays;
- study of rare decay processes;
- perform detailed studies as contribution to the understanding of the dynamics of processes involving heavy quarks.

The first two goals focus on testing the Standard Model, measuring its parameters, and searching for the effects of new physics, while the third goal is designed to build a solid foundation by elucidating the interplay between electroweak and strong interactions in heavy quark processes.

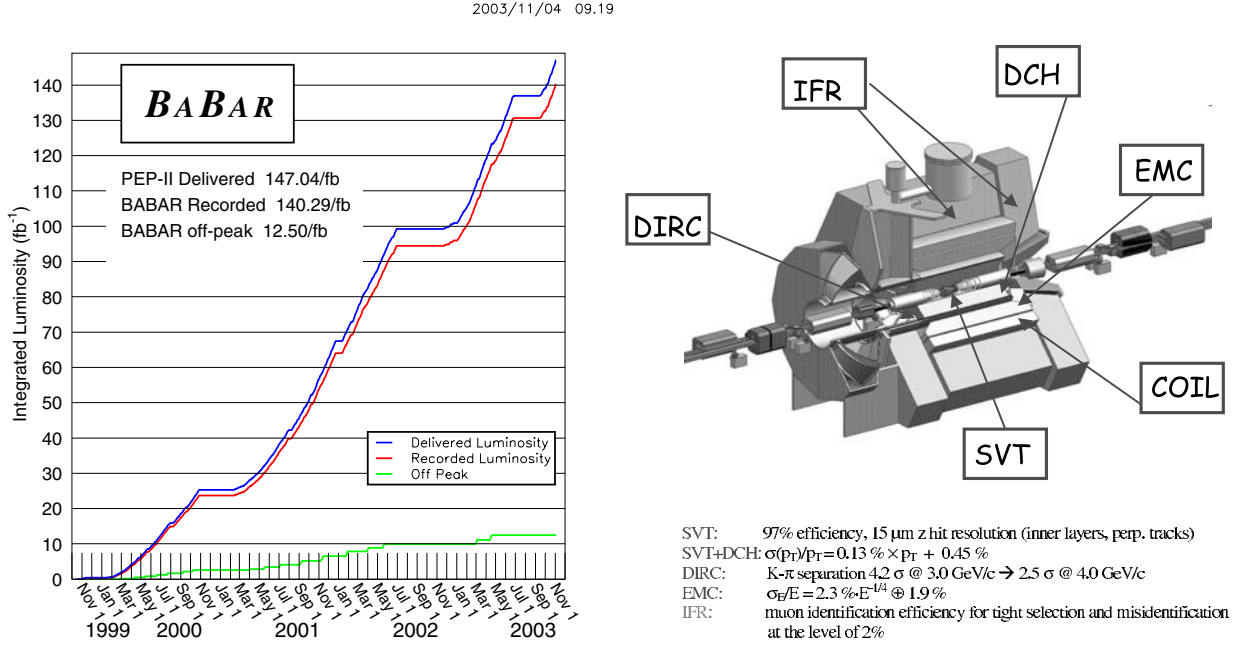


Figure 1: *BABAR* integrated luminosity since May 1999(left), the *BABAR* detector(right)

2 *BABAR* Detector

The 4π detector (figure 1), with excellent vertex detection and particle identification, and the asymmetric energies of the PEP II beams, were specifically designed for precise measurements of CP-violating time-dependent asymmetries expected in the B system, however it is an excellent environment for a more general study of flavor physics and rare τ channels.

The apparatus was optimized for the measurement of time independent asymmetries in the decay of B and \bar{B} mesons. The principle of the measurement is shown in the following fig 2. The figure illustrates the decay of one B semileptonic (with μ^-) and the other B meson into a CP eigen-state ($J/\psi K_S^0$).

The time dependent rate can be expressed in the following formula

$$dN \propto e^{-\frac{|\Delta t|}{\tau_B}} (1 \pm D(S \sin(\Delta m \Delta t) - C \cos(\Delta m \Delta t))) \otimes R \quad (1)$$

the coefficients S and C are defined as $S = \frac{2\text{Im}\lambda}{1+|\lambda|^2}$, $C = \frac{1-|\lambda|^2}{1+|\lambda|^2}$ and λ is defined as $\lambda = \eta_{CP} \frac{q}{p} \frac{\bar{A}_{CP}}{A_{CP}}$ and η_{CP} is the eigenvalue of CP eigenstate q/p is related to the $B^0 \bar{B}^0$ mixing and the Standard model predicts its value very close to unity

$$\left| \frac{q}{p} \right| - 1 \approx 4\pi \frac{m_c^2}{m_t^2} \sin \beta \approx 5 \times 10^{-4} \quad (2)$$

therefore $\left| \frac{q}{p} \right| \neq 1$ implies both CP and T violation in mixing. $S \neq 0$ implies the CP violation in the interference between mixing and decay, $C \neq 0$ implies direct CP violation in decay and

$$z = 2 \frac{\delta M - (i/2)\delta\Gamma}{\Delta m - (i/2)\Delta\Gamma} \quad (3)$$

The figure consists of two parts. The left part is a schematic diagram of the BABAR detector setup. It shows an e^+e^- collision at the $Y(4S)$ resonance, which produces a coherent $B^0\bar{B}^0$ pair. The B^0 decays into a flavor-tagged state ($\mu^- K^0$) and the \bar{B}^0 decays into a state ($\mu^+ J/\psi \rightarrow \mu^+ \pi^+ \pi^-$). The distance Δz between the decay vertices is measured to determine the time difference Δt . The right part is a plot of the parameter space in the $(|z|, |q/p| - 1)$ plane. The plot shows regions for CP,T,CPI violation and BABAR Dilepton. The Standard Model prediction is shown as a point at the origin, and the All conserved OR CP,T,CPI violated region is shown as a shaded area.

$$\begin{aligned} \text{sgn}(\text{Re}\lambda_{CP}) \frac{\Delta\Gamma}{\Gamma} &= -0.008 \pm 0.037 \text{ (stat.)} \pm 0.018 \text{ (syst.)} \left[-0.084, 0.068 \right], \\ |q/p| &= 1.029 \pm 0.013 \text{ (stat.)} \pm 0.011 \text{ (syst.)} \left[1.001, 1.057 \right], \\ (\text{Re}\lambda_{CP}/|\lambda_{CP}|) \text{Re}z &= 0.014 \pm 0.035 \text{ (stat.)} \pm 0.034 \text{ (syst.)} \left[-0.072, 0.101 \right], \\ \text{Im}z &= 0.038 \pm 0.029 \text{ (stat.)} \pm 0.025 \text{ (syst.)} \left[-0.028, 0.104 \right]. \end{aligned}$$

349

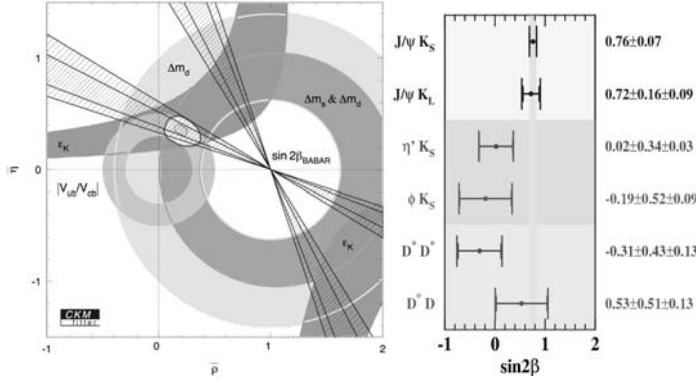


Figure 3: Fit of the CKM matrix (method as in [2]) including the $\sin 2\beta$ measurement from *BABAR* (left), summary of the $\sin 2\beta$ measurements in *BABAR* (center)

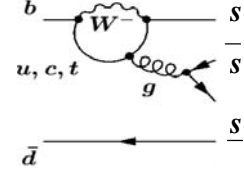


Figure 4: Feynman diagram of the $B^0 \rightarrow \Phi K_S^0$ decay mode

Param	<i>BABAR</i>	Belle
$S_{\pi\pi}$	$0.02 \pm 0.34 \pm 0.05$	$-1.23 \pm 0.41 (+0.05 - 0.07)$
$C_{\pi\pi}$	$-0.30 \pm 0.25 \pm 0.04$	$-0.77 \pm 0.27 \pm 0.08$

Table 1: *BABAR* and Belle CP violation results for the $\pi\pi$ decay mode

the unexpected discovery of a new and intriguing particle with a mass of $2317 \text{ MeV}/c^2$ [7] later confirmed and studied by CLEO [8] and Belle [9][10]. This particle has been discovered in the decay channel $D_s^+ \pi^0$. The left fig. 5 shows the signal of the new particle when $D_s^+(1980)$ is reconstructed in the channel $D_s^+ \rightarrow K^+ K^- \pi^+$, where instead the plot on the right is obtained combining π^0 with $D_s^+(1980)$ coming from the decay into $K^+ K^- \pi^+ \pi^0$.

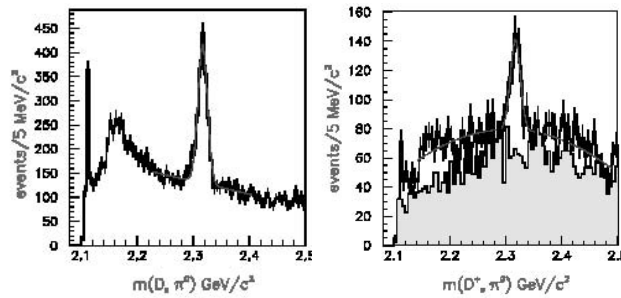


Figure 5: $D_s^+ \pi^0$ invariant mass distribution

If the state is identified as a $c\bar{s}$ meson and the $D_s^+ \gamma$, $D_s^+ \pi\pi$ decay modes are absent then spin and parity are consistent with 0^+ , in addition the isospin violation in the observed decay mode is consistent with the measured small width of $8.6 \pm 0.4 \text{ MeV}/c^2$.

3 Future Plans

The PEP-II team has plans for upgrading the luminosity of the machine in this decade from the present peak value of about $5 \times 10^{33} \text{cm}^{-2} \text{s}^{-1}$ to some units in 10^{34} .

A new interaction region with a small crossing angle of the beams is also planned for 2005. It would allow a gain in the machine performance.

The machine upgrade plan has some very ambitious goals: integrate a luminosity of 0.5ab^{-1} by the end of 2006 and between 1 and 2ab^{-1} by the end of the decade. These increased luminosity allows some easy projections on the Physics achievements, some simple extrapolation on the precision measurement of $\sin 2\beta$ in golden modes with charmonium. After 2006 the statistic error becomes comparable to the systematic, that will become hard to reduce below 0.018.

Of course there are some decay channel as $b \rightarrow s\bar{s}s$, where, within the Standard Model CKM, a time dependent asymmetry gives $\sin 2\beta$ as the charmonium channels (for example $B \rightarrow \Psi K_s^0$). However penguin diagrams give contribution to decays and the loops in those diagrams are sensitive to the presence of new physics, particularly clean to make comparison with charmonium is the $B \rightarrow \Phi K_s^0$ channel that is a very clean pure penguin amplitude. The present BaBar measured value based on an integrated luminosity of 80fb^{-1} is [11]: $S = \sin 2\beta = -0.19_{-0.50}^{+0.52}(\text{stat.}) \pm 0.09(\text{syst.})$.

CKM parameters	BABAR Error(2ab^{-1})
$\sin 2\beta(\text{charmonium})$	0.015stat/0.018syst
$\sin 2\beta(\text{penguins } b \rightarrow s\bar{s}s)$	0.10 stat
$\sin 2\alpha_{eff}(B^0 \rightarrow \pi^+\pi^-)$	0.06 stat
$\alpha_{eff} - \alpha(B^0 \rightarrow \pi^0\pi^0)$	$< 10^\circ$
$\sin(2\beta - \gamma)(B^0 \rightarrow D^*\pi^0\pi^0)$	0.15
$\gamma(B \rightarrow DK)$	7°
$ V_{ub} $	1.4%+ Theor. Err.(now at best 10%)

Table 2: Projected errors with 2ab^{-1}

But in addition to the precise measurements on the CKM parameters we expect at the end of the decade with a total 2ab^{-1} . The e^+e^- Bfactory is in fact an unique laboratory that allows measurements with a pure B meson beam. Since at the $\Upsilon(4S)$ peak only pure $B\bar{B}$ mesons are produced, once one of the two, let us say B, is completely reconstructed what remains in the event (the recoil part) is a pure \bar{B} . This method makes accessible channels with neutrinos otherwise very problematic as in hadron machine experiments. The table 2 contains some possible rare decays accessible with BaBar and the estimate number of events reconstructed assuming a given Branching Fraction and a luminosity of 2ab^{-1} .

It is quite evident the complementarity between programs of future experiments exploring B sector at the hadron machines (That includes for instance precision measurements involving Bs) and what achievable with a Bfactory at several inverse ab of integrated luminosity.

Channel	BF	BABAR Statistics($2 ab^{-1}$)
$b \rightarrow s\gamma$	$3.3 \pm 0.3 \times 10^{-4}$	44.0K 6.8KBtag
$B \rightarrow K^*\gamma$	$5 \cdot 10^{-5}$	24.0K
$B \rightarrow \rho(\omega)\gamma$	2×10^{-6}	1.2K
$b \rightarrow s\mu^+\mu^-$	$6.0 \pm 1.5 \times 10^{-6}$	1.2K
$b \rightarrow se^+e^-$		1.4K
$B \rightarrow K^*\mu^+\mu^-$	$2.0 \pm 1 \times 10^{-6}$	0.5K
$B \rightarrow K^*e^+e^-$		0.6K
$b \rightarrow s\nu\nu$	$4.1 \pm 0.9 \times 10^{-5}$	30
$B \rightarrow K^*\nu\nu$	5.0×10^{-6}	6
$B \rightarrow \tau\nu$	5×10^{-5}	70
$B \rightarrow \mu\nu$	5×10^{-7}	35
$\tau \rightarrow \mu\gamma$		$< 10^{-8}$

Table 3: Projected statistics with $2 ab^{-1}$

4 Detector Upgrades

BABAR has evaluated possible improvements to the detector to allow the continuation of its experimental program with a peak luminosity greater than 10^{34} . The result of the evaluation is that *BABAR* is a highly performing detector able to take data throughout this decade. The only possible intervention can refer to the innermost (SVT) and to the outermost (IFR) subdetector. SVT is 98% efficient. No effect of general degradation due to irradiation has been observed so far. SVT components have been tested for radiation hardness up to 4 MRad and they haven't shown any relevant effect. Radiation tests and accurate measurement of the indicators of damage, are still going on in our laboratories.




Figure 6: Silicon Vertex Tracker mounted on the B1 magnets during the 2002 shutdown

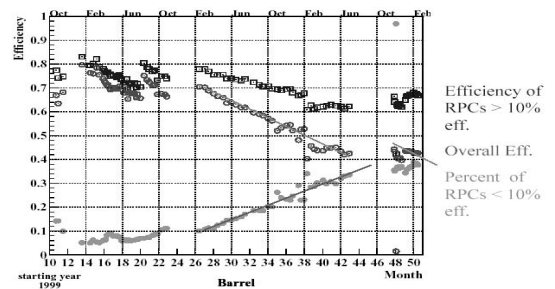


Figure 7: Barrel RPSs efficiency as a function of time since 1999

The possibility of replacement of some internal SVT modules laying on the horizontal plane has been however considered to take place at earliest by 2005, meanwhile almost 50% of all

modules of SVT have been built as spare and are sitting on the shelf. The major upgrade intervention will in fact concern the IFR. In our present detector the sensor is made of bakelite Resistive Plate Chambers, that haven't demonstrated a sufficient robustness. Figure 7 shows the degradation observed in the efficiency of RPC since the installation of the system in 1999.

Recently *BABAR* has taken the decision to replace the bakelite RPC of the IFR barrel with chambers using more robust sensors (Limited StreamerTube) to increase the muon filtering capability, of the system by adding more absorber with the insertion of brass slabs in some of the gaps of the flux return of the magnet. Such intervention will take place in the down periods of summer 2004 and 2005.

References

- [1] J. H. Christenson, J. W. Cronin, V. L. Fitch and R. Turlay, Phys. Rev. Lett. **13**, 138 (1964).
- [2] A. Hocker, H. Lacker, S. Laplace and F. Le Diberder, Eur. Phys. J. C **21**, 225 (2001) [arXiv:hep-ph/0104062].
- [3] B. Aubert *et al.* [BABAR Collaboration], Phys. Rev. Lett. **87**, 091801 (2001) [arXiv:hep-ex/0107013].
- [4] K. Abe *et al.* [Belle Collaboration], Phys. Rev. Lett. **87**, 091802 (2001) [arXiv:hep-ex/0107061].
- [5] B. Aubert *et al.* [BABAR Collaboration], Phys. Rev. Lett. **89**, 281802 (2002) [arXiv:hep-ex/0207055].
- [6] K. Abe *et al.* [Belle Collaboration], Phys. Rev. D **68**, 012001 (2003) [arXiv:hep-ex/0301032].
- [7] B. Aubert *et al.* [BABAR Collaboration], Phys. Rev. Lett. **90**, 242001 (2003) [arXiv:hep-ex/0304021].
- [8] D. Besson *et al.* [CLEO Collaboration], Phys. Rev. D **68**, 032002 (2003) [arXiv:hep-ex/0305100].
- [9] K. Abe *et al.*, arXiv:hep-ex/0307052.
- [10] P. Krokovny *et al.* [Belle Collaboration], arXiv:hep-ex/0308019.
- [11] B. Aubert *et al.* [BABAR Collaboration], arXiv:hep-ex/0207070.

