EVIDENCE FOR $J^{PC} = 1^{-+}$ EXOTIC MESON PRODUCTION IN THE $\eta\pi^-$ SYSTEM

John P. Dowd*
Department of Physics
University of Massachusetts—Dartmouth
North Dartmouth, MA 02747

Representing the E852 Collaboration

ABSTRACT

The $\eta\pi^-$ system has been studied in the reaction $\pi^- p \to \eta\pi^- p$ at 18 GeV/c. A large asymmetry in the angular distribution is observed indicating interference between L-even and L-odd partial waves. The $a_2(1320)$ is observed in the $J^{PC} = 2^{++}$ wave, as is a broad enhancement between 1.2 and 1.6 GeV/c^2 in the 1^{-+} wave. The observed phase difference between these waves shows that there is phase motion in addition to that due to $a_2(1320)$ decay. The data can be fitted by interference between the $a_2(1320)$ and an exotic 1^{-+} resonance with M = $(1370 \pm 16^{+50}_{-30})$ MeV/c^2 and $\Gamma = (385 \pm 40^{+65}_{-105})$ MeV/c^2.

*Supported by NSF Contract PHY-9722536.

© 1997 by John P. Dowd.

1 Introduction

The question of whether or not hadrons outside the scope of the constituent quark model exist is one whose answer speaks directly to the fullness of our understanding of quantum chromodynamics (QCD).[1] However, non-$q\overline{q}$ mesons (or exotic mesons) have proven difficult to distinguish from the many conventional $q\overline{q}$ states which populate the various mesonic spectra. For this reason, much attention has been focused on those states with manifestly exotic J^{PC} quantum numbers.

A $q\overline{q}$ meson with orbital angular momentum ℓ and total spin s must have $P = (-1)^{\ell+1}$ and $C = (-1)^{\ell+s}$. Thus, a resonance with $J^{PC} = 0^{--}$, 0^{+-}, 1^{-+}, 2^{+-}, ... must be exotic. Such a state could be a gluonic excitation such as a hybrid ($q\overline{q}g$), or glueball ($2g, 3g, ...$), or a multiquark ($q\overline{q}q\overline{q}$) state. In a relative P wave (L = 1), the $\eta\pi^-$ system has $J^{PC} = 1^{-+}$. Having isospin I = 1, it could not be a glueball, but it could be a hybrid or a multiquark state.

Production and decay properties of exotic states have been predicted using several models.[2–8] A calculation based upon the MIT bag model predicts[3] that a 1^{-+} hybrid ($q\overline{q}g$) will have a mass near 1.4 GeV/c^2. On the other hand, the flux-tube model[4,5] predicts the mass of the lowest-lying hybrid state to be around 1.8 GeV/c^2. Characteristics of bag-model S-wave multiquark states (which would have $J^P = 0^+$, 1^+, or 2^+) have been predicted[7] but those for a 1^- state have not. Finally, recent lattice calculations[8] of the 1^{-+} hybrid meson estimate its mass to be in the range of 1.7 to 2.1 GeV.

The $\eta\pi$ system has been studied in several recent experiments, with apparently inconsistent results. Alde *et al.*,[9] in a study of π^-p interactions at 100 GeV/c at CERN (the GAMS experiment), claimed to observe a 1^{-+} state in the $\eta\pi^0$ system at 1.4 GeV/c^2 produced via *unnatural* parity exchange (the P_0 partial wave—the naming convention is discussed below).[10] Aoyagi *et al.*,[11] in a π^-p experiment at 6.3 GeV/c at KEK, observed a rather narrow enhancement in the $\eta\pi^-$ system at 1.3 GeV/c^2 in the *natural* parity exchange 1^{-+} spectrum (P_+). Beladidze *et al.*,[12] in the VES experiment at IHEP (π^-N interactions at 37 GeV/c), also reported a P_+ signal in the $\eta\pi^-$ state, but their signal was broader and had a significantly different phase variation from that of the KEK experiment. While the phase difference between the P_+ and D_+ waves was independent of $\eta\pi$ mass in the KEK analysis, that phase difference did show significant mass dependence in the VES analysis. (Since the phase variation for the D_+ wave follows a classic Breit-

Wigner pattern for the $a_2(1320)$ meson, the phase difference between these waves can determine the phase variation of the unknown P_+ wave.)

2 Experiment E852

Here we study the $\eta\pi^-$ system in the reaction $\pi^- p \to \eta\pi^- p$ at 18 GeV/c. Our data sample was collected in the first data run of E852 at the Alternating Gradient Synchrotron (AGS) at Brookhaven National Laboratory with the Multi-Particle Spectrometer (MPS)[13] using a liquid hydrogen target. The MPS, which was equipped with six drift-chamber modules[14] and three proportional wire chambers, was augmented by: a four-layer cylindrical drift chamber surrounding the target;[15] a soft-photon detector consisting of 198 blocks of thallium-doped cesium iodide;[16] also surrounding the target, a window-frame lead-scintillator photon-veto counter; a large drift chamber; and a 3045-element lead-glass detector (LGD)[17] downstream of the MPS. Further details are given elsewhere.[18]

A total of 47 million triggers which required one forward-going charged track, one recoil charged track, and an LGD trigger-processor signal enhancing high electromagnetic effective mass was recorded. Of these, 47,200 events were reconstructed which were consistent with the $\eta\pi^- p$ ($\eta \to 2\gamma$) final state. These events satisfied topological and fiducial volume cuts, as well as energy/momentum conservation for production and for the $\eta \to 2\gamma$ decay with a confidence level of $> 10\%$ (Ref. 19). The 2γ mass resolution at the η mass is $\sigma = 0.03$ GeV/c^2.

3 Features of the Data

The $a_2(1320)$ is the dominant feature of the $\eta\pi^-$ mass spectrum shown in Fig. 1(a). The background has been estimated using side bands in both the 2γ mass distribution and the missing-mass distribution, thus taking into account background from non-η sources as well as from sources due to production of other final states. The background level is approximately 7% at 1.2 GeV/c^2, falling to 1% at 1.3 GeV/c^2.

The acceptance-corrected distribution of $|t'| = |t| - |t|_{\rm min}$, where t is the four-momentum-transfer, is shown for $|t'| > 0.08$ (GeV/c)^2 in Fig. 1(b). [Our acceptance is quite low below 0.08 (GeV/c)^2, due to a trigger requirement.] The shape

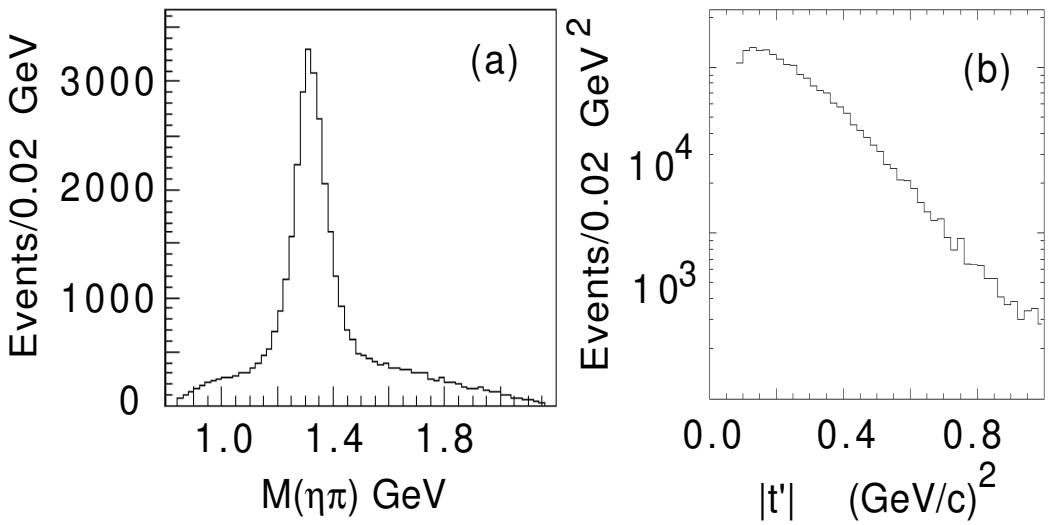

Figure 1: (a) The $\eta\pi^-$ effective mass distribution. (b) Distribution of $|t'| = |t| - |t|_{\rm min}$.

of this distribution is consistent with previous experiments and has been shown to be consistent with natural-parity exchange production in Regge-pole phenomenology.[20,21]

The acceptance-corrected distribution of $\cos\theta$, the cosine of the angle between the η and the beam track in the Gottfried-Jackson frame[22] of the $\eta\pi^-$ system, is shown in Fig. 2(a) for $1.22 < M(\eta\pi^-) < 1.42$ GeV/c^2. There is a forward-backward asymmetry in $\cos\theta$. The asymmetry for $|\cos\theta| < 0.8$ is plotted as a function of $\eta\pi^-$ mass in Fig. 2(b). The asymmetry is large, statistically significant, and mass dependent. Since the presence of only even values of L would yield a symmetric distribution in $\cos\theta$, the observed asymmetry requires that odd-L partial waves be present to describe the data.

4 Partial-Wave Analysis

A partial-wave analysis (PWA)[23,24] based on the extended maximum likelihood method has been used to study the spin-parity structure of the $\eta\pi^-$ system. The partial waves are parameterized in terms of the quantum numbers J^{PC} as well as m, the *absolute value* of the angular momentum projection, and the reflectivity ϵ [which is positive (negative) for natural (unnatural) parity exchange[25]]. In our naming convention, a letter indicates the angular momentum of the partial wave

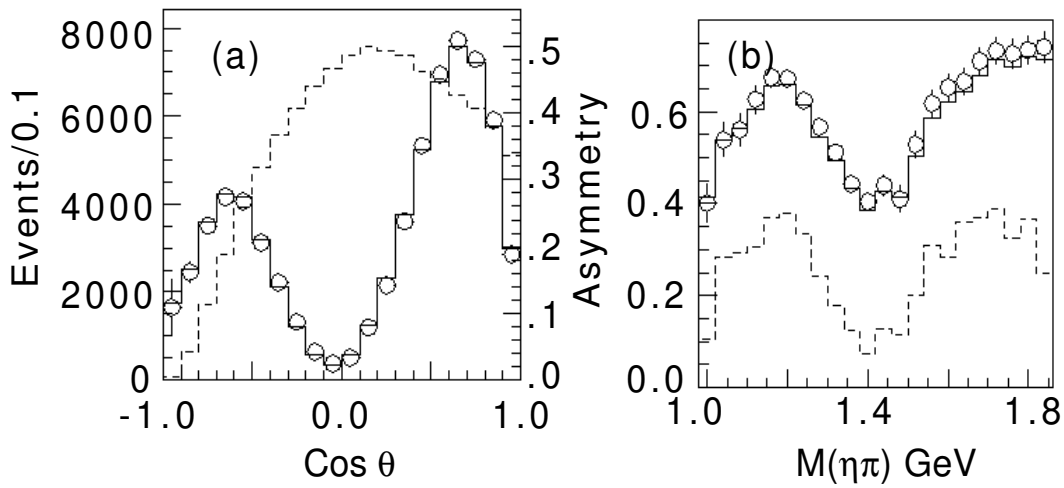

Figure 2: The open circles show (a) the acceptance-corrected distribution of the cosine of the decay angle in the Gottfried-Jackson frame for events with $1.22 < M(\eta\pi^-) < 1.42$ GeV/c^2, and (b) the uncorrected forward-backward decay asymmetry as a function of $M(\eta\pi^-)$. The asymmetry $= (F-B)/(F+B)$, where $F(B)$ is the number of events for which the η's momentum is forward (backward) in the Gottfried-Jackson frame. The solid histograms in (a) and (b) show the values predicted by the PWA fit to the data. The dashed curve and the right-hand scale in (a) show the average acceptance in this mass region. The dashed curve in (b) shows the acceptance-corrected asymmetry.

in standard spectroscopic notation, while a subscript of zero means $m = 0$, $\epsilon = -1$, and a subscript of $+(-)$ means $m = 1$, $\epsilon = +1(-1)$. Thus, S_0 denotes the partial wave having $J^{PC}m^{\epsilon} = 0^{++}0^{-}$, while P_- signifies $1^{-+}1^{-}$, D_+ means $2^{++}1^{+}$, and so on. We consider partial waves with $m \leq 1$, and we assume that the production spin-density matrix has rank one.

The experimental acceptance is determined by a Monte Carlo method. Peripherally produced events are generated[26] with isotropic angular distributions in the Gottfried-Jackson frame. After adding detector simulation,[27] the Monte Carlo event sample is subjected to the same event-selection cuts and run through the same analysis as the data. The experimental acceptance is then incorporated into the PWA by using these events to calculate normalization integrals (see Ref. 23).

Goodness-of-fit is determined by calculation of a χ^2 from comparison of the experimental moments with those predicted by the results of the PWA fit. A systematic study has been performed to determine the effect on goodness-of-fit of adding and subtracting partial waves of $J \leq 2$ and $m \leq 1$. All such waves have been included in the final fit. We have also performed fits including partial waves with $J = 3$ and $J = 4$. Contributions from these partial waves are found to be insignificant for $M(\eta\pi^-) < 1.8$ GeV/c^2. Thus, PWA fits shown or referred to in this talk include all partial waves with $J \leq 2$ and $m \leq 1$ (i.e., S_0, P_0, P_-, D_0, D_-, P_+, and D_+). The background described above was included as a noninterfering, isotropic term of fixed magnitude.

5 PWA Results

The results of the PWA fit in 40 MeV/c^2 bins for $0.98 < M(\eta\pi^-) < 1.82$ GeV/c^2 and $0.10 < |t| < 0.95$ GeV^2 are shown in Figs. 3(a)-(c). Here, the acceptance-corrected numbers of events predicted by the PWA fit for the D_+ and P_+ waves and their phase difference $\Delta\Phi(D_+ - P_+)$ are shown as a function of $M(\eta\pi^-)$. There are eight ambiguous solutions in the fit,[24,28,29] each of which leads to the same angular distribution. We show the range of fitted values for these ambiguous solutions in the vertical rectangular bar at each mass bin, and the maximum extent of their errors is shown as the error bar. The $a_2(1320)$ is clearly observed in the D_+ partial wave [Fig. 3(a)]. A broad peak is seen in the P_+ wave at about 1.4 GeV/c^2 [Fig. 3(b)]. $\Delta\Phi(D_+ - P_+)$ increases through the $a_2(1320)$ region, and then decreases above about 1.5 GeV/c^2 [Fig. 3(c)]. The intensities for the waves

of negative reflectivity (not shown) are generally small and are all consistent with zero above about 1.3 GeV/c^2.

These results are quite consistent with the VES results.[12] In particular, the shape of the phase difference is virtually identical to that reported by VES. (The magnitude of the phase difference is shifted by about 20° relative to that of VES.)

Consistency checks and tests of the data have been carried out to determine whether the observation of the structure in the P_+ wave could be an artifact due to assumptions made in the analysis or to acceptance problems. These include: fitting the data in restricted ranges of the decay angle; inclusion of higher angular momentum states; fitting the data with various t cuts; fitting the data using different parametrizations of the background; making cuts on other kinematic variables such as the $\pi^- p$ or the ηp effective masses; and fitting data using events with $\eta \to \pi^+\pi^-\pi^0$ decays (with rather different acceptance from the 2γ events). The results are very stable, and in particular, the behavior of $\Delta\Phi(D_+ - P_+)$ does not change in any of these checks.

Fits were also carried out on Monte Carlo events generated with a pure D_+ wave to determine whether P_+-wave structure could be artificially induced by acceptance effects, resolution, or statistical fluctuations. We do find that some P_+ intensity can be induced by resolution and/or acceptance effects. Such "leakage" leads to a P_+ wave that mimics the generated D_+ intensity [and in our case would therefore have the shape of the $a_2(1320)$] with a $\Delta\Phi(D_+ - P_+)$ that is independent of mass. Neither property is seen in our result.

6 Mass Dependent Fit

In an attempt to understand the nature of the P_+ wave observed in our experiment, we have carried out a *mass-dependent* fit to the results of the mass-independent amplitude analysis. The fit has been carried out in the $\eta\pi$ mass range from 1.1 to 1.6 GeV/c^2. The input quantities to the fit included, in each mass bin, the P_+-wave intensity; the D_+-wave intensity; and the $D_+ - P_+$ phase difference. Each of these quantities was taken with its error and correlation coefficients from the result of the amplitude analysis. In this fit, we have assumed that the D_+-wave and the P_+-wave decay amplitudes are resonant and have used relativistic Breit-Wigner forms[30] for these amplitudes. We introduce a constant relative production phase between the P_+-wave and D_+-wave amplitudes. The

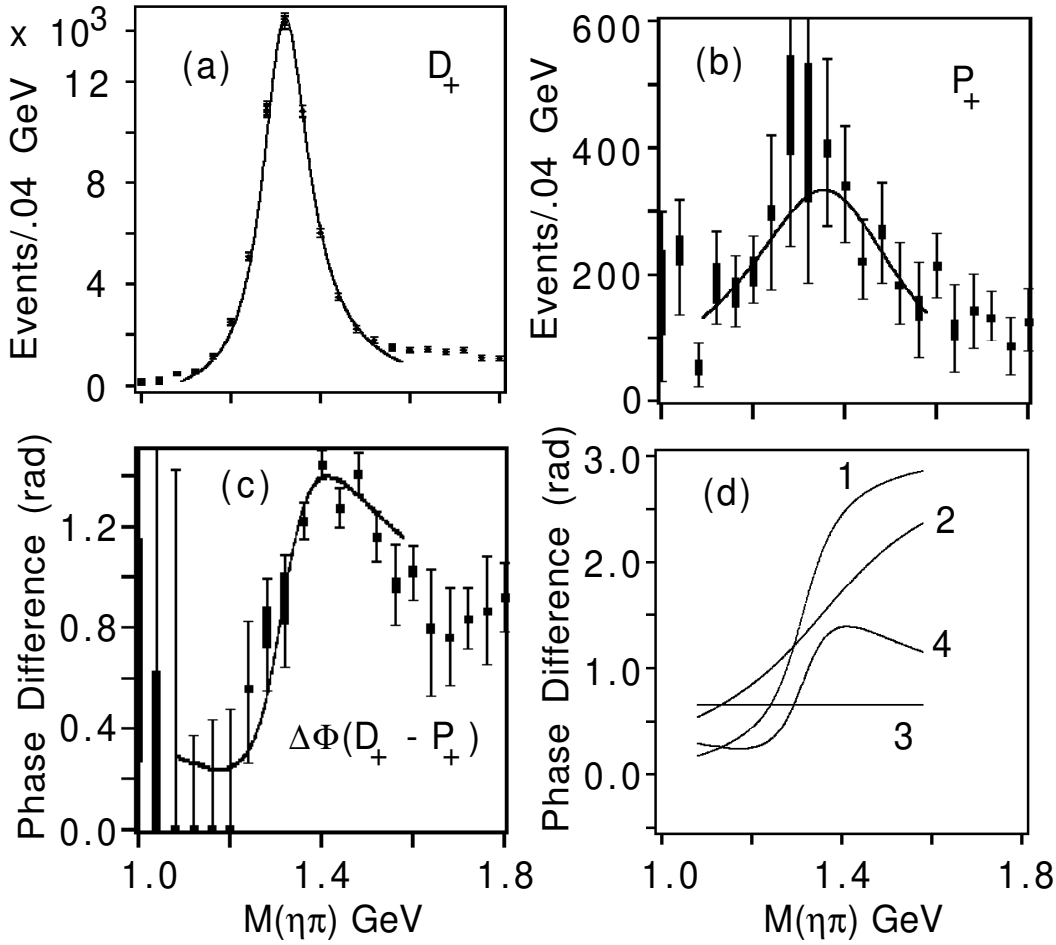

Figure 3: Results of the partial-wave amplitude analysis. Shown are (a) the fitted intensity distributions for the D_+, (b) the P_+ partial waves, and (c) $\Delta\Phi(D_+ - P_+)$, their phase difference. The range of values for the eight ambiguous solutions is shown by the central bar and the extent of the maximum error is shown by the error bars. Also shown as curves in (a), (b), and (c) are the results of the mass dependent analysis described in the text. The lines in (d) correspond to (1) the fitted D_+ Breit-Wigner phase, (2) the fitted P_+ Breit-Wigner phase, (3) the fitted $D_+ - P_+$ relative production phase, and (4) the overall $D_+ - P_+$ phase difference as shown in (c), but with a different scale.

parameters of the fit included the D_+-wave mass, width, and intensity; the P_+-wave mass, width, and intensity; and the D_+-P_+ production-phase difference. One can view this fit as a test of the hypothesis that the correlation between the fitted P-wave intensity and its phase (as a function of mass) can be fit with a resonant Breit-Wigner amplitude.

Results of the fit are shown as the smooth curves in Figs. 3(a)–(c). The mass and width of the $J^{PC} = 2^{++}$ state [Fig. 3(a)] are $(1317 \pm 1 \pm 2)$ MeV/c^2 and $(127 \pm 2 \pm 2)$ MeV/c^2, respectively.[31] (The first error given is statistical and the second is systematic.[32])

The mass and width of the $J^{PC} = 1^{-+}$ state as shown in Fig. 3(b) are $(1370 \pm 16^{+50}_{-30})$ MeV/c^2 and $(385 \pm 40^{+65}_{-105})$ MeV/c^2, respectively.

Shown in Fig. 3(d) are the Breit-Wigner phase dependencies for the $a_2(1320)$ (line 1) and the P_+ waves (line 2); the fitted D_+-P_+ production phase difference (line 3); and the fitted D_+-P_+ phase difference (line 4). [Line 4, which is identical to the fitted curve shown in Fig. 3(c), is obtained as line 1 − line 2 + line 3.]

7 Comparison to Crystal Barrel Collaboration Results

The Crystal Barrel Collaboration (CBC) recently reported evidence[33] for the existence of an exotic state decaying to $\eta\pi^0$ and $\eta\pi^-$ at nearly the same mass and width as observed in E852. The state was reported to be produced in the annihilation reaction $\overline{p}\, deuterium \to \pi^-\pi^0\eta\, p_{spectator}$.

CBC reported that the χ^2/dof of a fit to their Dalitz plot data was found to decrease from 3.07 to 1.29 if a resonant $\eta\pi$ p-wave was allowed to be present in the fit.

CBC found the mass and width of the $J^{PC} = 1^{-+}$ state to be $(1400 \pm 20 \pm 20)$ MeV/c^2 and $(310 \pm 50^{+50}_{-30})$ MeV/c^2, respectively. (The first error given is statistical and the second is systematic.) CBC also reported that preliminary results of their investigation of $\eta\pi^0$ in the reaction $\overline{p}p \to \pi^0\pi^0\eta$ are consistent with their results obtained in deuterium.

8 Conclusions

The fit to the resonance hypothesis has a χ^2/dof of 1.49. The fact that the production phase difference can be fit by a mass-independent constant (of 0.6 rad) is consistent with Regge-pole phenomenology[34] in the absence of final-state interactions. If one fits the data to a nonresonant (constant phase) P_+ wave, and also assumes a Gaussian intensity distribution for the P_+ wave, one obtains a very poor fit with a χ^2/dof of 7.08. If one allows a mass-dependent production phase, a χ^2/dof of 1.55 is obtained for the nonresonant hypothesis, but the production phase must have a very rapid variation with mass.[35] Such a phase variation cannot be excluded, but is not expected for any known model. Note that for these nonresonant hypotheses one must have a separate explanation for the observed structure in the P_+ intensity—a structure which is explained naturally by the resonance hypothesis. We thus conclude that there is credible evidence for the production of a $J^{PC} = 1^{-+}$ exotic meson.

References

[1] N. Isgur *et al.,* Phys. Rev. Lett. **54**, 869 (1985).

[2] N. Isgur and J. Paton, Phys. Rev. D **31**, 2910 (1985).

[3] T. Barnes *et al.,* Nucl. Phys. B **224**, 241 (1983).

[4] F. E. Close and P. R. Page, Nucl. Phys. B **443**, 233 (1995).

[5] T. Barnes *et al.,* Phys. Rev. D **52**, 5242 (1995).

[6] M. Chanowitz and S. Sharpe, Nucl. Phys. B **222**, 211 (1983).

[7] R. L. Jaffe, Phys. Rev. D **15**, 267 (1977).

[8] P. Lacock *et al.,* Phys. Rev. D **54**, 6997 (1996); C. Berbard *et al.,* Nucl. Phys. B (Proc. Suppl.) **53**, 228 (1997).

[9] D. Alde *et al.,* Phys. Lett. B **205**, 397 (1988).

[10] The result was later brought into question. See Y. D. Prokoshkin and S. A. Sadovskii, Physics of Atomic Nuclei **58**, 606 (1995).

[11] H. Aoyagi *et al.,* Phys. Lett. B **314**, 246 (1993).

[12] G. M. Beladidze *et al.,* Phys. Lett. B **313**, 276 (1993).

[13] S. Ozaki, "Abbreviated description of the MPS," Brookhaven MPS Note 40, 1978 (unpublished).

[14] S. E. Eiseman *et al.,* Nucl. Instrum. Methods **217**, 140 (1983).

[15] Z. Bar-Yam *et al.,* Nucl. Instrum. Methods A **386**, 253 (1997).

[16] T. Adams *et al.,* Nucl. Instrum. Methods A **368**, 617 (1996).

[17] R. R. Crittenden *et al.,* Nucl. Instrum. Methods A **387**, 377 (1997).

[18] S. Teige *et al.,* in *Proceedings of the Fifth International Conference on Calorimetry in High Energy Physics*, edited by Howard A. Gordon and Doris Rueger (World Scientific, Singapore, 1995), pp. 161.

[19] O. I. Dahl *et al.,* "SQUAW kinematic fitting program," Univ. of California, Berkeley Group A programming note P-126, 1968 (unpublished).

[20] A. C. Irving and R. P. Worden, Phys. Rep. **34**, 117 (1977).

[21] E. J. Sacharidis, Lett. Nuovo Cimento **25**, 193 (1979).

[22] The Gottfried-Jackson frame is a rest frame of the $\eta\pi^-$ system in which the z-axis is in the direction of the beam momentum, and the y-axis is in the direction of the vector cross-product of the target and recoil momenta.

[23] S. U. Chung, "Formulas for partial-wave analysis," Brookhaven BNL-QGS-93-05, 1993 (unpublished).

[24] S. U. Chung, "Amplitude analysis for two-pseudoscalar systems," Brookhaven BNL-QGS-97-041 (1997); submitted to Phys. Rev.

[25] S. U. Chung and T. L. Trueman, Phys. Rev. D **11**, 633 (1975).

[26] J. Friedman, "SAGE, a general system for Monte Carlo event generation with preferred phase space density distributions," Univ. of California, Berkeley Group A programming note P-189, 1971 (unpublished).

[27] Two independent detector simulation methods, GEANT ["GEANT Detector Description and Simulation Tool," CERN Program Library Long Writeups Q123, 1993 (unpublished)] and the E852 software package SAGEN were used with no significant changes in results.

[28] S. A. Sadovskii, "On the ambiguities in the partial-wave analysis of $\pi^- p \to \eta\pi^0 n$ reaction," Inst. for High Energy Physics IHEP-91-75, 1991 (unpublished).

[29] E. Barrelet, Nuovo Cimento A **8**, 331 (1972).

[30] For both D_+ and P_+, a standard relativistic Breit-Wigner form was used with a mass-dependent width. For the D_+ wave, the Breit-Wigner form has been modified so as to accommodate deviations of the observed shape of $|D_+|^2$ away from the a_2 mass from a pure BW form, without altering its phase dependence. Details are given in an expanded paper to be submitted for publication.

[31] Widths quoted do not take into account mass resolution. The accepted values for the mass and width of the $a_2(1320)$ [R. M. Barnett *et al.,* Phys. Rev. D **54**, 1 (1996)] are 1318.1 ± 0.7 MeV/c^2 and 107 ± 5 MeV/c^2. Monte Carlo studies show that our fitted width, when resolution effects are taken into account, would be 120 MeV/c^2 for a true width of 107 MeV/c^2. Thus, our measured value is somewhat higher than the current world average.

[32] The systematic errors are based on the range of values allowed by taking into account the previously described ambiguous solutions. Details are given in an expanded paper to be submitted for publication.

[33] W. Dunnweber *et al.,* to be published in *Proceedings of the Seventh International Conference on Hadron Spectroscopy*, August 25-30, 1997, Upton, NY.

[34] The signature factor and the residue functions are at most t-dependent (not mass dependent) (see Ref. 20).

[35] The fit requires a linear production phase difference with a slope of -4.3 rad/GeV.