

FIRST SEARCH FOR SEQUENTIAL HEAVY LEPTONS AT ADONE

*in Honour
of
Martin PERL's 65th Birthday*

by

A. Zichichi
CERN, Geneva, Switzerland

Abstract

On this occasion to honour Professor Martin Perl's 65th birthday, I present some of the important contributions of Martin to the field of strong interactions.

I also present my own interest in studying lepton pairs in hadron collisions and the development of instrumentation to distinguish leptons from hadrons. These studies eventually led to the development of the idea and experimentation at ADONE to search for sequential leptons.

*Presented at the
"Symposium on the τ particle" in honour of Martin Perl's 65th birthday
24 July 1992, SLAC, Stanford, California-USA*

© A. Zichichi 1993



1 - How I met Martin Perl

In order to realize the scientific value of the discovery by Martin Perl of the Heavy Lepton τ , let me try to reproduce the physics atmosphere of that time.

Topics of great interest were:

i) The shrinking of the Chew-Frautschi-Regge trajectories. Martin Perl discovered that this was not the case in (πp) interactions, contrary to the (pp) case measured by Sam Lindembaum. The results obtained by Martin Perl [1] are shown in Fig. 1.

ii) The ratio of longitudinal-to-transverse polarisation in ρ^0 electro-production. Here also, Martin Perl [2] contributed significantly, as shown in Fig. 2.

iii) The neutron-proton elastic scattering. In this field the best measurements were done by Martin Perl [3]. The results obtained are shown in Fig. 3.

It is through these papers that I scientifically met Martin Perl.

There was no concept on the existence of the new Heavy Lepton with its own leptonic number. The only Heavy Leptons considered worth some attention were of the type "excited" electrons (e^*) or muons (μ^*), whose decays were expected to be:

$$e^* \rightarrow e \gamma \quad (1)$$

$$\mu^* \rightarrow \mu \gamma \quad (2)$$

A main promoter of this search was F.E. Low [4] and many elastic (ep) and (μp) scattering experiments were motivated by this idea.

2 - The Roots of Heavy Lepton Searches

The Frascati proposal (1967) [5] to search for a new heavy lepton carrying its own leptonic number has its roots in my interest to study the leptonic final states produced in hadronic interactions:

Volume 9, Number 11

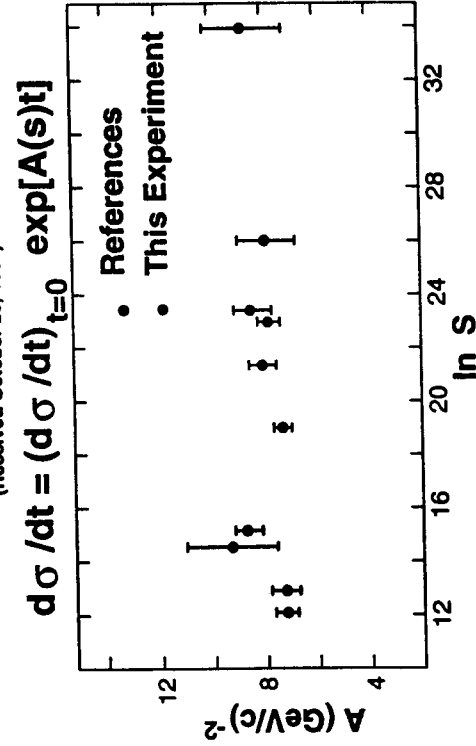
Physical Review Letters

December 1, 1962

Pion-Proton Elastic Diffraction Scattering at 3, 4 and 5 GeV/c[†]

S.C.C. Ting, L.W. Jones and M.L. Perl

University of Michigan, Ann Arbor, Michigan
(Received October 29, 1962)



The values of $A(s)$ (for $0 < |t| < 0.4$) as a function of $\ln s$, derived by fitting the data to the expression $d\sigma/dt = (d\sigma/dt)_{t=0} \exp[A(s)t]$. The reference points are taken from Table I.

304YBZ

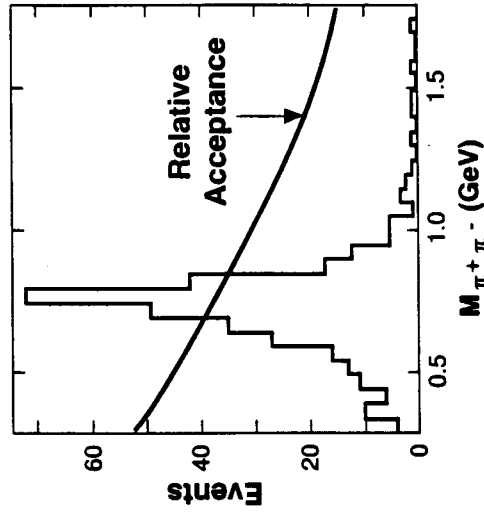
Fig. 1. The experimental proof of (πp) -no-shrinkage [1].



Electroproduction of ρ and ϕ Mesons*

J.T. Dakin, G.J. Feldman, W.L. Lakin,† F. Martin, M.L. Perl, E.W. Petraske,‡ and E.T. Toner §

Stanford Linear Accelerator Center, Stanford University, Stanford, California 94305
(Received 27 November 1972)



The Ratio of Longitudinally to Transversely polarized ρ^0 Mesons is 0.45 ± 0.15 at $|q^2| = m\rho^2$, and the interference between longitudinal and transverse amplitudes is almost maximal.

305/9b/Z

Fig. 2. The proof of maximal interference between longitudinal and transverse amplitudes in ρ^0 electroproduction [2].

NEUTRON-PROTON ELASTIC SCATTERING FROM 8 TO 30 GeV/c

Bruce G. Gibbard, Lawrence W. Jones, Michael J. Longo, and John R. O'Fallon†
Randall Laboratory of Physics, University of Michigan, Ann Arbor, Michigan 48104

and

Jack Cox, Martin L. Perl, and William T. Toner
Stanford Linear Accelerator Center, Stanford, California 94305

and

Michael N. Kreisler
Palmer Physical Laboratory, Princeton University, Princeton, New Jersey 08540
(Received 14 November 1969)

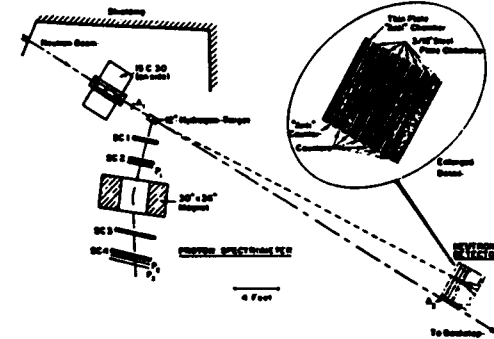


FIG. 1. Experimental arrangement.

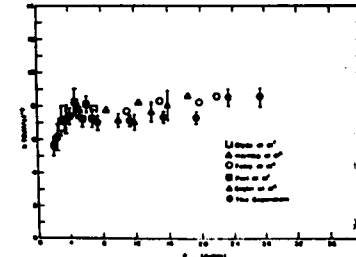


FIG. 3. Parameter δ from the parametrization $e^{-\delta}|d|$ as a function of incident-particle momentum

$$d\sigma/dt = f(t) \exp[2\{\alpha(t) - 1\} \ln s].$$

for n, p ,

$$\alpha(t) = (1.08 \pm 0.06) - (0.86 \pm 0.18)|t|;$$

for p, p ,

$$\alpha(t) = (1.05 \pm 0.02) - (0.69 \pm 0.05)|t|$$

(Ref. 4); for \bar{p}, p ,

$$\alpha(t) = (0.90 \pm 0.08) + (0.91 \pm 0.34)|t|$$

Fig. 3. The most accurate neutron-proton elastic scattering from 8 to 30 GeV/c [3].



$$\bar{p}p \rightarrow \begin{cases} e^+e^- \\ \mu^+\mu^- \end{cases} \quad (3)$$

$$\pi p \rightarrow \begin{cases} \rho \\ \omega \\ \phi \end{cases} \rightarrow e^+e^- + n. \quad (4)$$

Reaction (3) had as a goal to establish the existence of an electromagnetic structure of the proton in the time-like region.

Reaction (4) was intended to measure the leptonic decays of the three vector mesons. To compare the leptonic decays of ω and ϕ was especially interesting because the (ω - ϕ) mixing allowed to establish if the ϕ meson had some extra "flavour" coupled to the photon.

In order to study lepton pairs produced in hadronic processes, the key problem was to have a powerful rejection against π 's. This requirement brought us in 1963 [6.a] to the so-called "preshower method" with the result that we could have a rejection power as good as

$$\frac{\pi}{e} \approx 10^{-3} \quad (5)$$

The results obtained in 1963 [6.a] are reported in Fig. 4 where the pulse-height spectra of electrons and pions are shown with a schematic drawing of the set-up used (top of Fig. 4). The overall efficiencies for π 's and e 's are shown in Fig. 5 [6.b] as function of beam momentum. The real set-up used to obtain these results is shown in Fig. 6, while the detector to study lepton pairs (e^+e^- , $\mu^+\mu^-$) produced as in reaction (3) is shown in Fig. 7. This detector is in fact the first calorimeter and the first large scale "Preshower" detector ever built. The detailed layout is shown in Fig. 8. The unique feature of this detector is that the overwhelming hadronic background could be rejected and the existence of a time-like structure for the proton be established [7] by measuring a cross section for reaction (3) which was at least 500 times smaller [8] than expected for the point-like case:

$$\frac{\sigma(\bar{p}p \rightarrow \begin{cases} e^+e^- \\ \mu^+\mu^- \end{cases} \text{ time-like structure})}{\sigma(\bar{p}p \rightarrow \begin{cases} e^+e^- \\ \mu^+\mu^- \end{cases} \text{ point-like})} \leq \frac{1}{500} \quad (6)$$

Pulse Height Spectra in Counter N

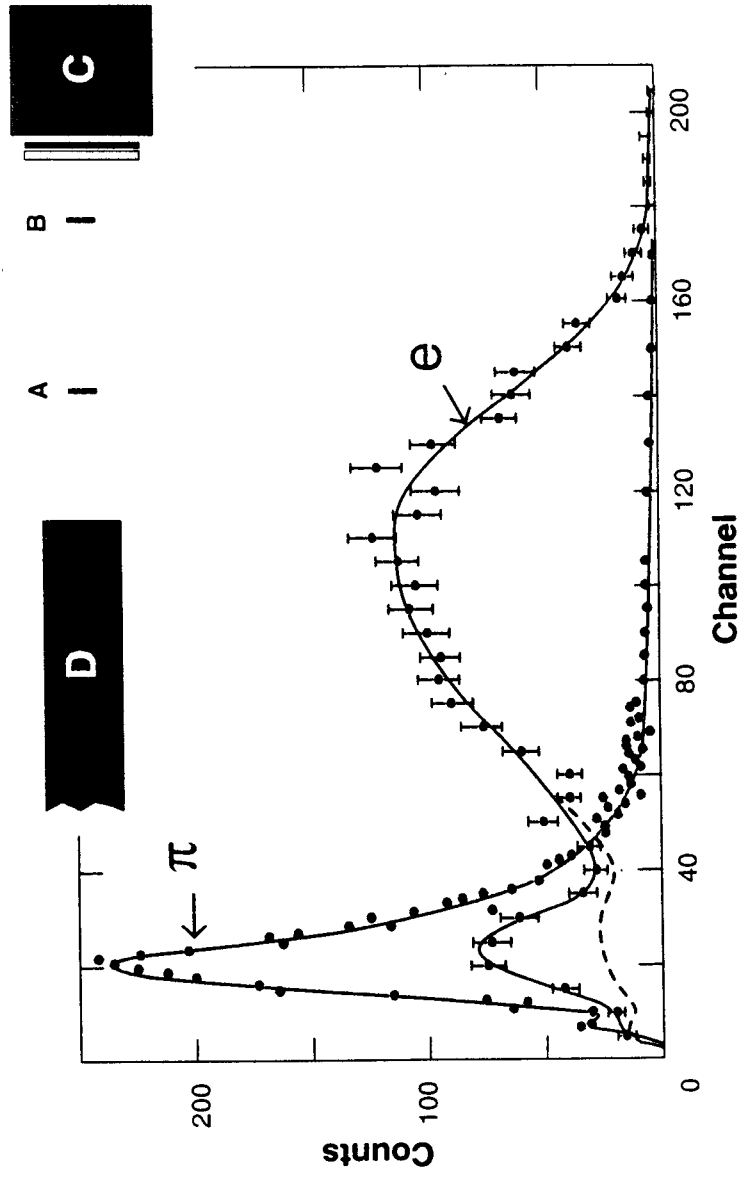


Fig. 4. The first result of the "preshower" method [6.a].

286ybyZ



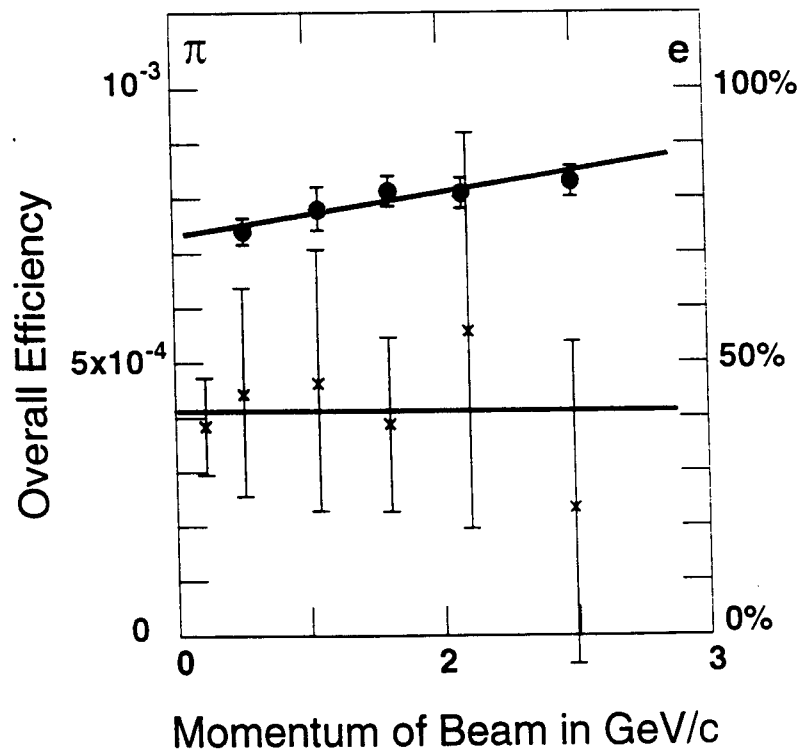


Fig. 5. Electron and pion "efficiencies" versus particle momenta. Note that the " π " efficiency is as low as 5×10^{-4} while the "e" efficiency is as high as 85% [6.b].




Fig. 6. The set-up used to obtain the results shown in Fig. 5.






Fig. 7. The set-up used for the study of reactions (3) in the text: $\bar{p}p \rightarrow e^+e^-, \mu^+\mu^-$.




Fig. 8. The schematic diagram of the set-up illustrated in Fig. 7.



It is probably appropriate to report the status of the time-like structure in the EM form factor of the proton 27 years later (Fig. 9).

As mentioned above, the other source of interest for (e^+e^-) pairs produced in hadronic interactions was reaction (4). Here again the crucial point was to have a powerful rejection of π 's and good efficiency for electron pair detection. The detector is shown in Fig. 10 and the most significant result, i.e., the $[(\omega - \phi)$ mixing] [9], in Fig. 11. This mixing was based (for a review see [10]) on the observation of two rare decay modes of vector mesons:

$$\phi \rightarrow e^+e^- \quad (7)$$

$$\omega \rightarrow e^+e^- \quad (8)$$

All this was implemented at CERN.

3 - From CERN to Frascati

In going to Frascati, my idea was to use the technology developed at CERN for high power rejection of hadrons and large solid angle detectors (see Sect. 2) to search for a new Heavy Lepton carrying its own lepton number. I realized that " e^+e^- " annihilation is a very good source of "time-like" photons and, contrary to the $(\bar{p}p)$ case, a Heavy Lepton has no Form-Factor depression effects. Therefore the (e^+e^-) annihilation was a unique source for the production of a new lepton and a large solid angle detector would have allowed the unique signal

$$e^+e^- \rightarrow HL^+ HL^- \rightarrow (e\mu) + \text{missing} \quad (9)$$

to be observed. Such a reaction is not allowed by known processes and therefore the $(e\mu)$ acoplanar method can be very clean. At that time I was very puzzled by why there are only two leptons (e, μ), each one with its own neutrino and its lepton number. I was also puzzled by the large number (~ 100) of hadrons compared to only two leptons. I soon realized that the search for more leptons should be carried out, immediately. In Fig. 12 the front page of the INFN proposal [5] is reproduced. However, I received much resistance and criticism. At that time the theoretical trend was: we

Time-like Proton EM Form Factor (1992)

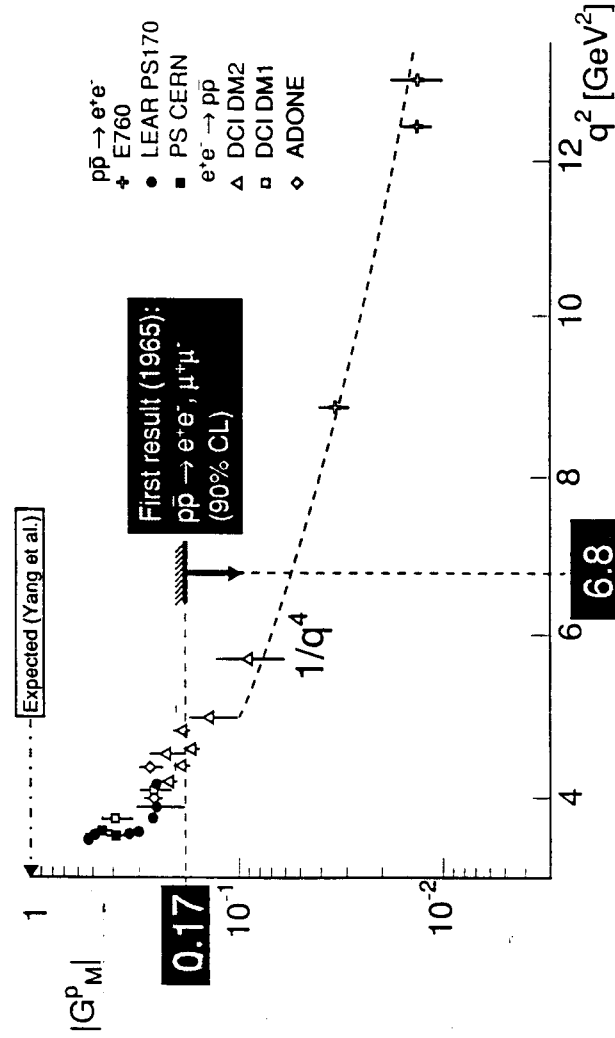


Fig. 9. The present status of the proton electromagnetic time-like form factor.






Fig. 10. The detector used to study reaction (4) in the text:
 $\pi p \rightarrow e^+e^- + n$.

$$\frac{1}{3} m_\rho \Gamma(\rho \rightarrow e^+e^-) = m_\omega \Gamma(\omega \rightarrow e^+e^-) + m_\phi \Gamma(\phi \rightarrow e^+e^-)$$

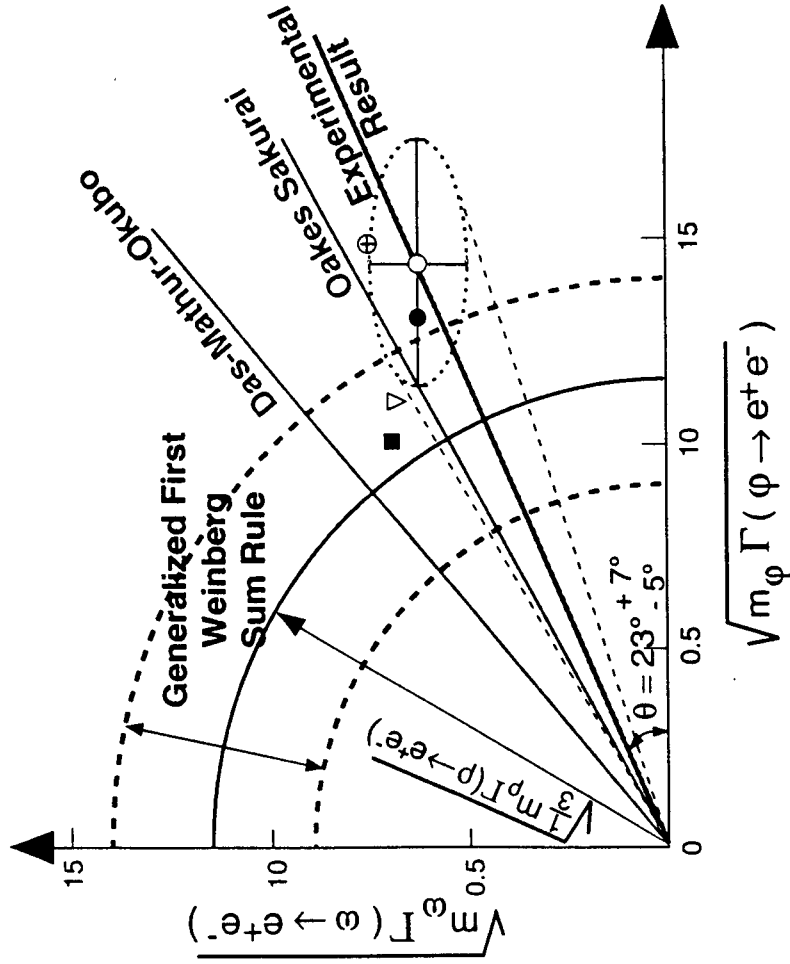


Fig. 11. The $(\omega-\phi)$ mixing: the experimental result compared with the various theoretical expectations [10].



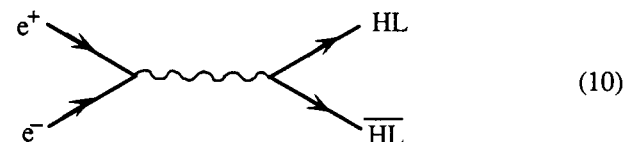
M. Bernardini, D. Bollini, E. Fiorentino, F. Mainardi, T. Massam,
L. Monari, F. Palmonari and A. Zichichi (Bologna-Cern-Frascati
collaboration): A PROPOSAL TO SEARCH FOR LEPTONIC
QUARKS AND HEAVY LEPTONS PRODUCED BY ADONE. -

Fig. 12. The first page of the Heavy Lepton proposal at Frascati, dated 20 March 1967 [5].

have already too many leptons; why should nature be so stupid to have other leptons?

So to propose a search for $[(e^\pm, \mu^\pm)$ plus missing momenta] in order to look for another lepton was considered as strange as looking for "butterflies."

In the proposal the key feature was the (e, μ) acoplanar pair produced in (e^+e^-) annihilation (see Fig. 13a,b) and described by the Feynman diagram



$$\text{with } (HL)^- \rightarrow \begin{matrix} \rightarrow e^- + \bar{\nu}_e + \nu_{HL} \\ \rightarrow \mu^- + \bar{\nu}_\mu + \nu_{HL} \end{matrix}, \quad (HL)^+ \rightarrow \begin{matrix} \rightarrow e^+ + \nu_e + \bar{\nu}_{HL} \\ \rightarrow \mu^+ + \nu_\mu + \bar{\nu}_{HL} \end{matrix}$$

yielding as final state

$$e^+e^- \rightarrow (e^\mp \mu^\pm) + \text{missing} \quad (11)$$

and therefore an acoplanar $(e\mu)$ pair.

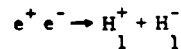
A large solid-angle set-up, able to detect electrons and muons with the necessary rejection power against all sorts of background, was needed (see Fig. 14).

During the construction period and the implementation of the experiment (before the method was shown to work), the scientific community in Frascati was divided. The majority was very much against the experiment and everybody was saying that our $(e\mu)$ acoplanar method was going to be swamped by background. The experiment was carried out very successfully. In 1970 we published the first result [11] (see Fig. 15). This showed that our $(e\mu)$ acoplanar method was working and stimulated other searches at Frascati (such as Orito, et al. [12]), using exactly the same method.

But, in order to prove that the $(e\mu)$ acoplanar events were genuine new physics, it was necessary to study standard QED expectations: i.e., acoplanar radiative corrections. In fact, before we measured the acoplanar radiative effects [13] everybody was using the so-called "peaking-approximation"



By studying the most favourable mechanisms which could produce the heavy leptons we reach the following conclusion. If in the process



we set at an energy E such that the ratio

$$\frac{E}{M_{H_1}} \approx 1.2$$

as can be seen from Fig. 6 the cross-section is around 10^{-32} cm^2 . Moreover, the two produced H_1^+ and H_1^- are non relativistic and very slow in the laboratory-system, their $\gamma = E/M$ is in fact ~ 1.2 . The most favoured decay channels, as far as we can say now, are probably

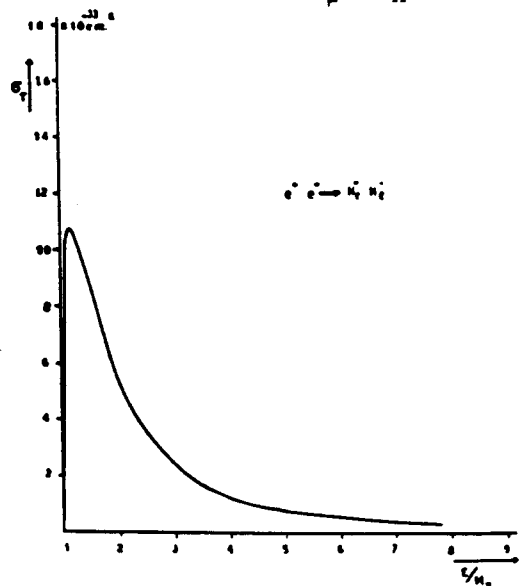
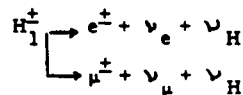

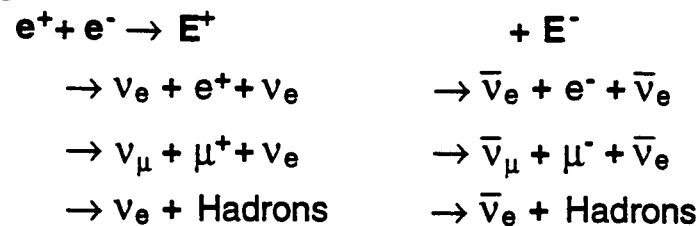
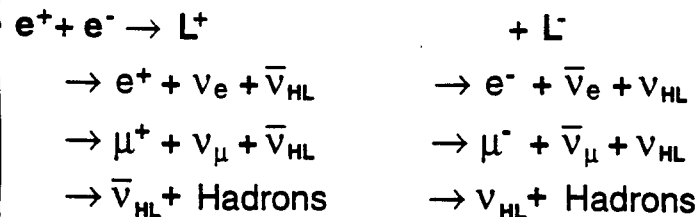


FIG. 6 - Total cross-section for production of heavy leptons versus E/M_{H_1} .

Fig. 13a. Page 7 of Ref. [5] where the search for a heavy lepton carrying its own leptonic number is proposed.



**Thus the Search Concentrated
on the Reaction**

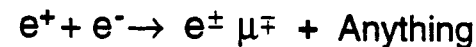


Fig. 13b. The reactions studied, as reported in the final Frascati paper, using the $(e\mu)$ acoplanar method [18].

277No2



V. ALLES-BORELLI, *et al.*
 12 Dicembre 1970
Lettere al Nuovo Cimento
 Serie I, Vol. 4, pag. 1156-1159

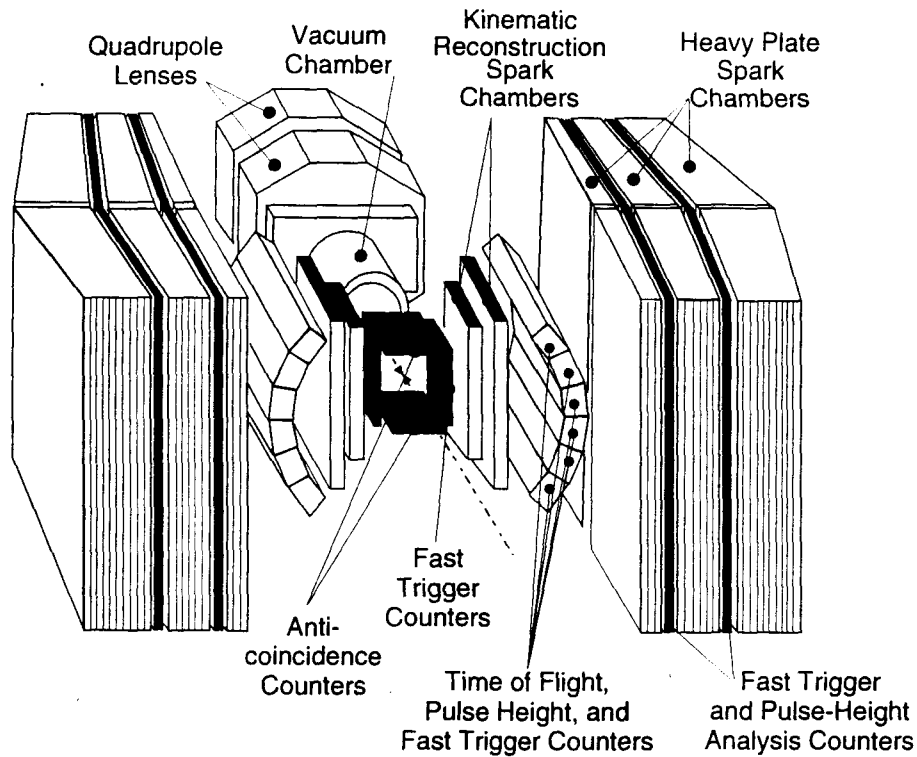


Fig. 14. The experimental set-up constructed for the study of the reaction quoted in Fig. 13a.


Limits on the Electromagnetic Production of Heavy Leptons.

V. ALLES-BORELLI, M. BERNARDINI, D. BOLLINI, P. L. BRUNSI,
 T. MASSAM, L. MONARI, F. PALMONARI and A. ZICHICH
 CERN - Geneva
 Istituto Nazionale di Fisica Nucleare - Sezione di Bologna
 Istituto di Fisica dell'Università - Bologna
 Laboratori Nazionali del C.N.E.N. - Frascati (Roma)

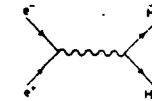
(ricevuto il 6 Novembre 1970)

A comparison between the long list of hadronic states and the very short list of leptonic states exposes one of the most striking puzzles of particle physics. It is therefore in order to ask whether heavy leptons could have been detected in previous experiments. If universality for the coupling of this new lepton to the known leptons is assumed, then the lifetime of a heavy lepton is predicted to be $\sim 3 \cdot 10^{-20}$ s at 500 MeV and $\sim 2 \cdot 10^{-11}$ s at 1000 MeV mass values. Thus, for masses in the region of 1 GeV, they could never have been detected as a decaying quasi-stable particle, but only as a resonance in the lepton system. Furthermore, it should be noted that the production of the heaviest lepton known so far (the muon) is copious only because it is the decay product of a very commonly produced particle, the π . There is no equivalent mechanism for the production of a heavy lepton with a mass of about 1 GeV. In proton machines they could only be produced in pairs via timelike photons, but it is known that nucleons are very poor sources of timelike photons⁽¹⁾, owing to the rapid decrease of their form factors as the four-momentum transfer increases⁽²⁾.

The most favourable mechanism for the production of a heavy lepton HL is



which, in the one-photon approximation, is described by the Feynman diagram



⁽¹⁾ T. MAMMAM and A. ZICHICH: *Nuovo Cimento*, 44 A, 309 (1966). The deep inelastic effect discovered at SLAC could alter this statement. However, as yet no firm experimental results exist on this possible consequence of the SLAC results. This point will be discussed further in a forthcoming note.
⁽²⁾ M. CONTRASTI, T. MAMMAM, TH. MULLER and A. ZICHICH: *Nuovo Cimento*, 40 A, 690 (1963).

Fig. 15. The first results obtained using the $(e\mu)$ acoplanar method, proving that it works [11].

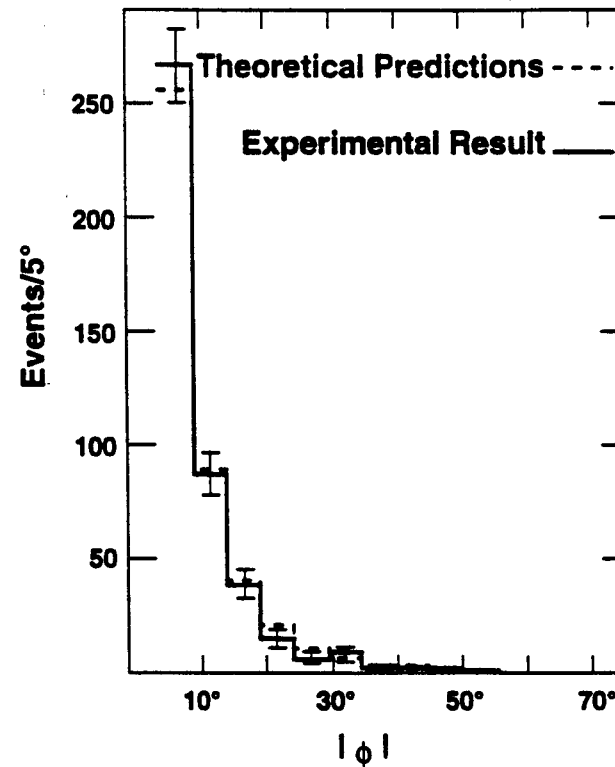


whose predictions in terms of acoplanar radiative electrons or muons in the final state were simply for no effect at all. These acoplanar radiative effects were measured for electrons [14] (Fig. 16) and also for the muon case [15]. Thus a detailed study of electron and muon QED (where acoplanar radiative corrections had to be correctly accounted for) was a basic step towards the search for new physics. This is why QED predictions for (e^+e^-) [16] (Fig. 17) and $(\mu^+\mu^-)$ (Fig. 18) [17] were checked with great accuracy. My group was the only one doing these careful QED studies at Frascati.

The best limit for the heavy lepton mass was published in 1973 [18] (Fig. 19). The fact that a new heavy lepton was not produced with the (e^+e^-) Frascati collider whose maximum canonical energy was $\sqrt{s} = 3.0$ GeV, stimulated me to propose an upgrading of ADONE to continue the search for new physics: essentially heavy leptons and narrow resonances. Here also the theoretical trend was negative: if a resonance exists in the GeV mass range its width must be large, i.e., 10^2 MeV. Why search for narrow resonances? My continued interest in this field is summarized in a paper [19] (Fig. 20) written after a series of reports at various conferences (Wiesbaden '72, Batavia '72, Pavia '73, Frascati '73, Bielefeld '73). In this paper - whose purpose was to promote (e^+e^-) physics - I listed the important properties of the Heavy Lepton to be measured to ensure that the $(e\mu)$ pairs are indeed from Heavy Lepton decays, in order to encourage further searches. I was convinced that (e^+e^-) colliders were a potential source of new physics but the majority of my colleagues were attracted by "hadron" machines, because in (e^+e^-) physics only "butterflies" were expected.

For the new generation of physicists it is instructive to see the many "butterflies" now, 25 years after; our proposal being dated 1967. The butterflies are shown in Fig. 21. Note that the Frascati nominal energy was 3.0 GeV while at 3.1 GeV there was the J/ψ and at 3.6 GeV the new lepton pair production so much searched for. Note also that the Y 's of Lederman were above the SPEAR (maximum) and below PETRA (minimum) energies.

Acoplanar $(e^+ e^-)$ Pairs and Radiative Corrections



**Acoplanarity distribution for 429 $(e^+ e^-)$ pairs
with $|\phi| > 5^\circ$**

Fig. 16. The first measurements of acoplanar radiative corrections [13, 14].



The First Significant Test of High Energy QED.

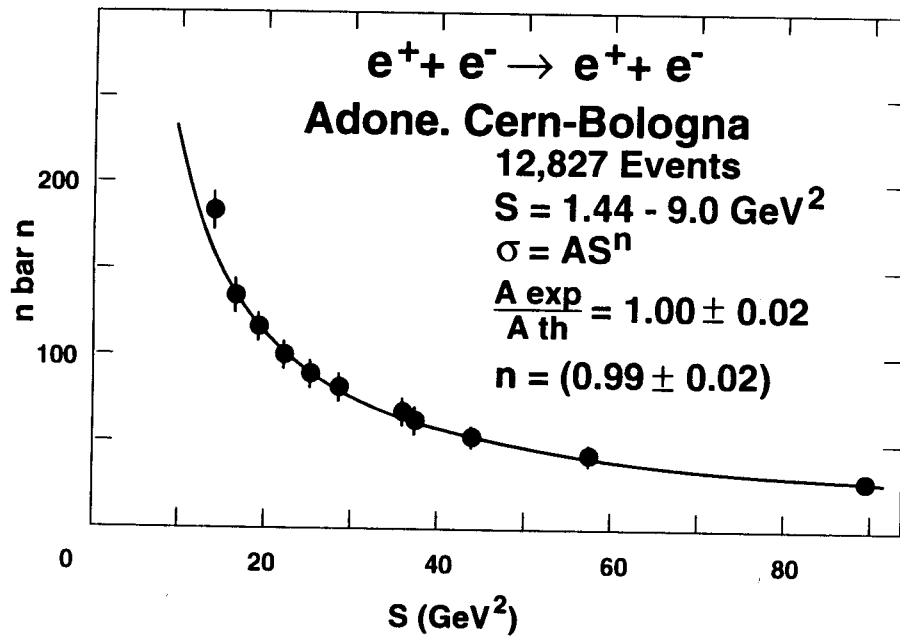


Fig. 17. The best (QED) check in (e^+e^-) interactions using the ADONE collider [16].

Muon is just a Heavy Electron

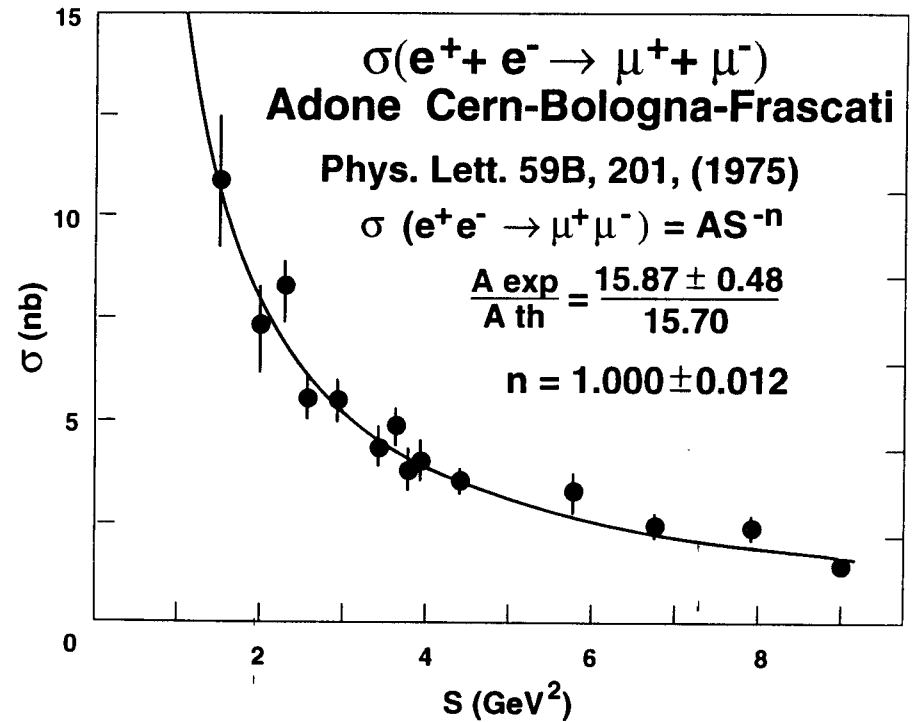


Fig. 18. The same as Fig. 17 using $(\mu^+\mu^-)$ pairs in the final state [17].



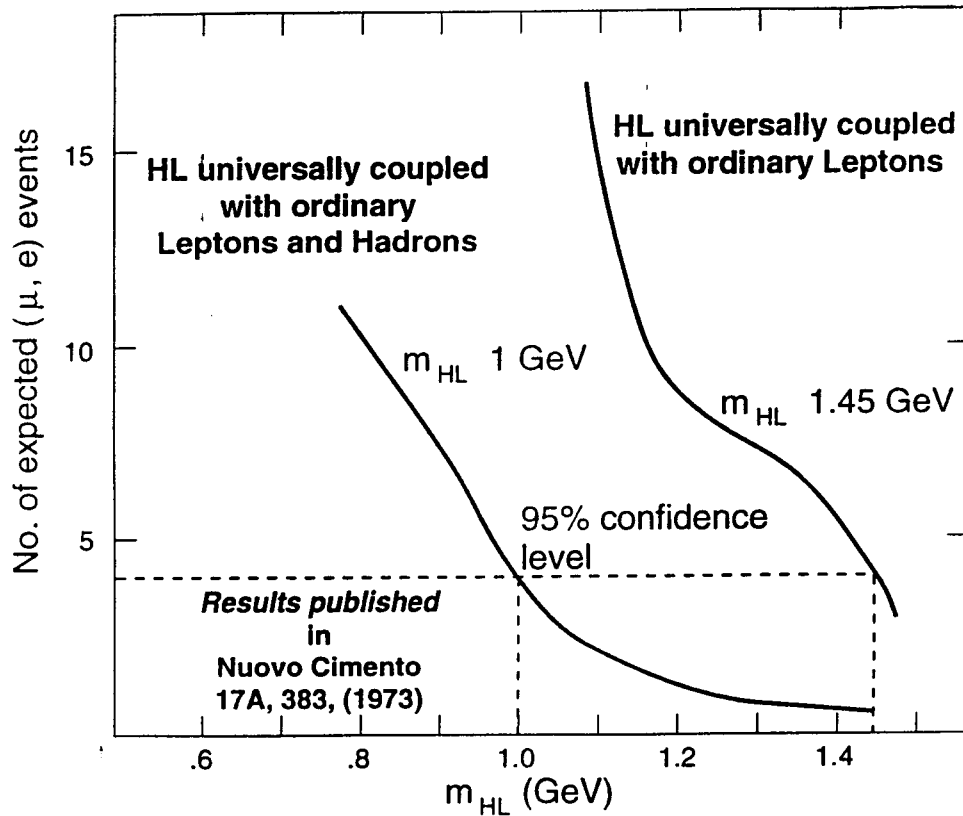


Fig. 19. The best limits on the search for a Heavy Lepton carrying its own leptonic number [18].

Why (e^+e^-) Physics is Fascinating (*)

A. ZICHICHI (**)

CERN - Geneva

(ricevuto il 12 Aprile 1974)

498	1. Introduction: (e^+e^-) machines in the world.
500	2. Why should we believe in local relativistic quantum field theory?
508	3. Is it possible to renormalize weak interactions? Other heavy leptons?
516	4. Are the hadrons made of superelementary constituents?
520	5. New vector mesons?
523	6. Study of SU_2 symmetry breaking.
524	7. The timelike electromagnetic structure of the hadrons.
527	8. Production of $C = +1$ states.
528	9. Validity of the leptonic selection rules.
529	10. Conclusions.

Summary

The results obtained by the Bologna-CERN-Frascati Collaboration during about three years of work at Frascati are reviewed and taken as a basis to show the impact of (e^+e^-) physics in understanding the laws of subnuclear phenomena.

1. - Introduction: (e^+e^-) machines in the world.

At this Conference you have heard how the basic laws of hadrodynamics can be investigated when the initial state of a reaction consists of hadrons.

The purpose of this talk is to show what we can learn when the initial state consists only of leptons, and more precisely of a lepton-antilepton pair. The

(*) This paper is an updated version of two unpublished invited review papers presented at the EPS Conference, Wiesbaden, 3-6 October 1972, and at the IV International Symposium on Multiparticle Dynamics, Pavia, 31 August-4 September 1973. The data on $\sigma(e^+e^- \rightarrow \text{hadrons})$ have been presented at: i) the XVI International Conference on High-Energy Physics, Batavia, Ill., 1972; ii) the Informal Meeting on Recent Developments in High-Energy Physics, Frascati, 26-31 March 1973; iii) the International Discussion Meeting on (e^+e^-) Annihilation, Bielefeld, 19-21 September 1973.

(**) On leave of absence from the University of Bologna.

Fig. 20. The review paper emphasizing the importance to go on searching for the heavy lepton using the ($e\mu$) coplanar method, above ADONE energy [19].



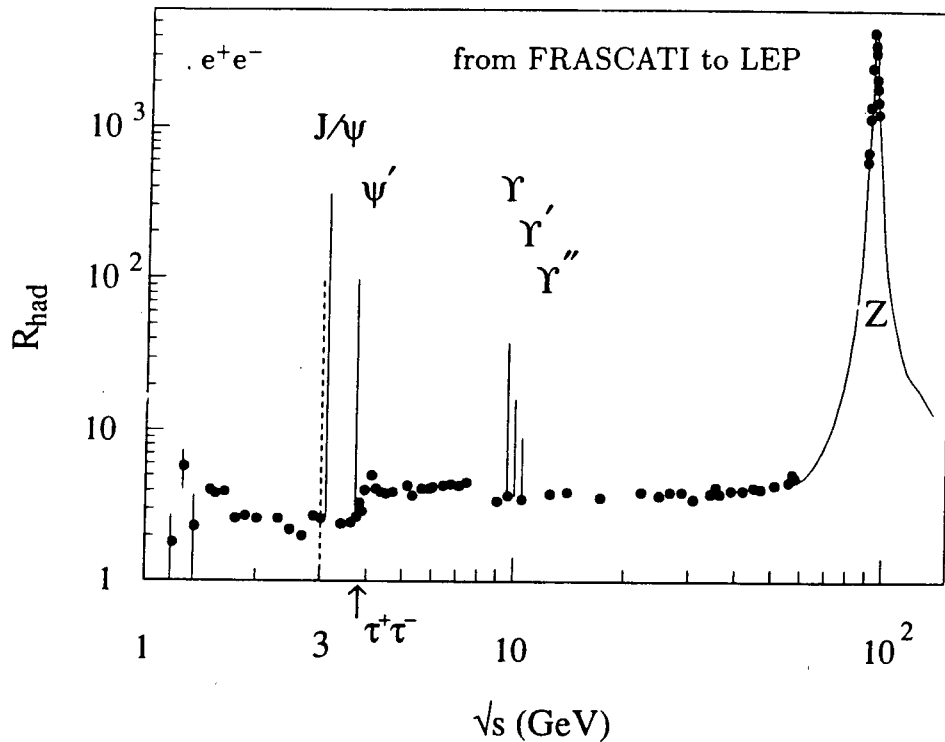


Fig. 21. The many butterflies as we know them now.

4 - The Concluding Part of my Tribute to Martin Perl

The consequences of the τ discovery “now” have been reviewed by Haim Harari. There is, nevertheless, something which has not been mentioned but I would like to discuss, also, because it has attracted my interest during the last year or so. It has to do with the problem of high precision LEP data: the goal being if SUSY threshold can be “predicted.” The basis for this new frontier in physics – i.e., the existence of a Superworld – is the Renormalization Group Equations (RGEs) which allow to span an energy range as large as 14 to 17 orders of magnitude. In fact the high precision LEP data are at 10^2 GeV and we would like to understand what happens all the way up to E_{GUT} (the energy where the three gauge forces $SU(3)_C$, $SU(2)_L$ and $U(1)_Y$ – characterized by the three couplings $\alpha_1, \alpha_2, \alpha_3$ – unify). Recently great confusion has been raised by some authors [20] who claimed that it was possible to predict the supersymmetry threshold on the basis of a χ^2 -test on the convergence of the couplings $\alpha_1, \alpha_2, \alpha_3$ at E_{GUT} .

This paper has many weak points [21-27], the weakest one being a logical inconsistency. In fact, if the source of our knowledge about the supersymmetry threshold is the “convergence” at E_{GUT} , the top priority problem is to study what happens at E_{GUT} . This means the study of the threshold effects in the very high energy limit (10^{15} - 10^{17} GeV) because what happens at E_{GUT} is supposed to have consequences in the energy range many orders of magnitude below. Moreover, it is contradictory to work out a χ^2 -test for the geometrical convergence at E_{GUT} of the three gauge couplings ($\alpha_1, \alpha_2, \alpha_3$) and then let them diverge again [20], above E_{GUT} . The synthesis of this logical inconsistency is shown in Fig. 22 (which is the key figure of the paper quoted above [20]).

The reason for my interest in this paper is because it produced a lot of discouragement in the physics community, including my young collaborators engaged in searching for a supersymmetric signal with existing facilities. We have put order in this field [21-27] and the conclusion is that, in addition to all weak points and logical inconsistencies, the quantity M_{SUSY} is meaningless. We have worked out the spectra expected and found that the lightest detectable supersymmetric particle could be as light as 50 GeV in mass, with the M_{SUSY} parameter more than one order of magnitude higher.



Physics is not Euclidean Geometry

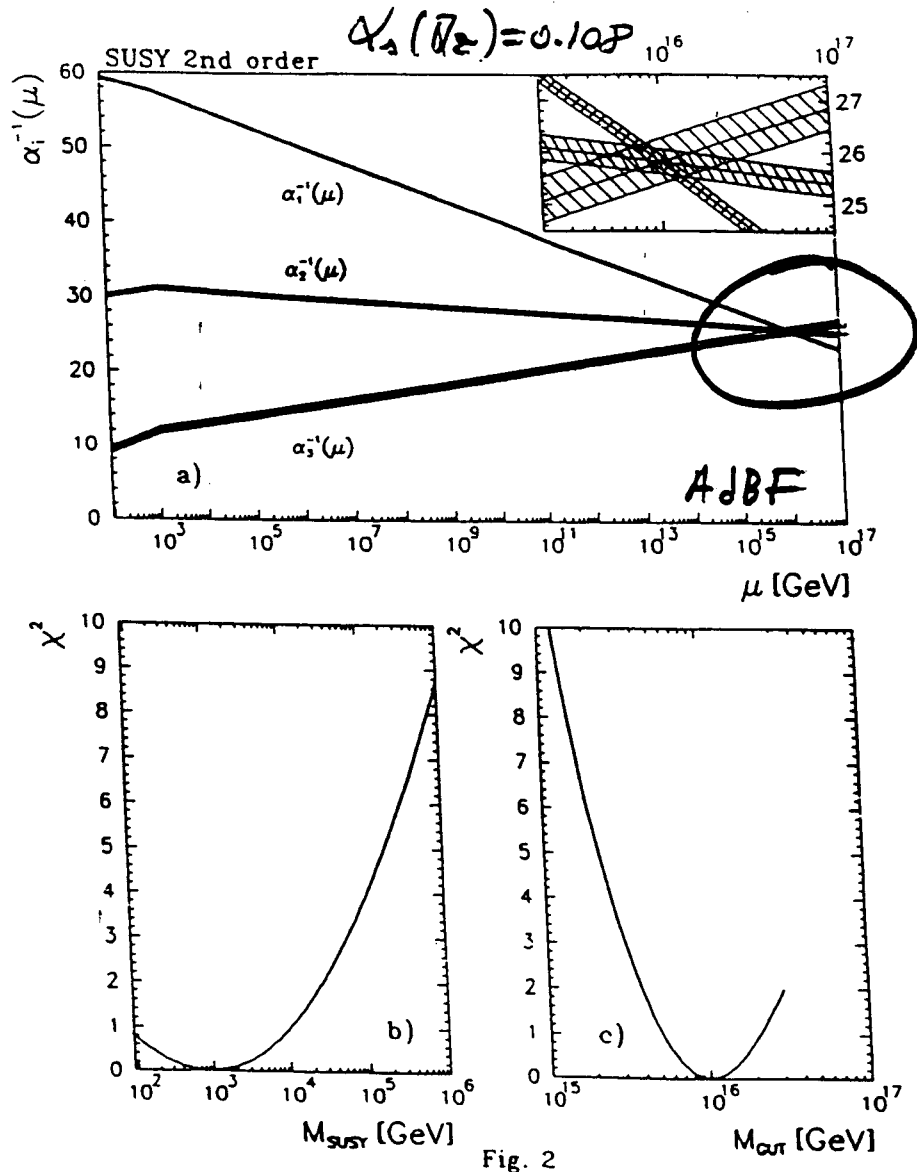


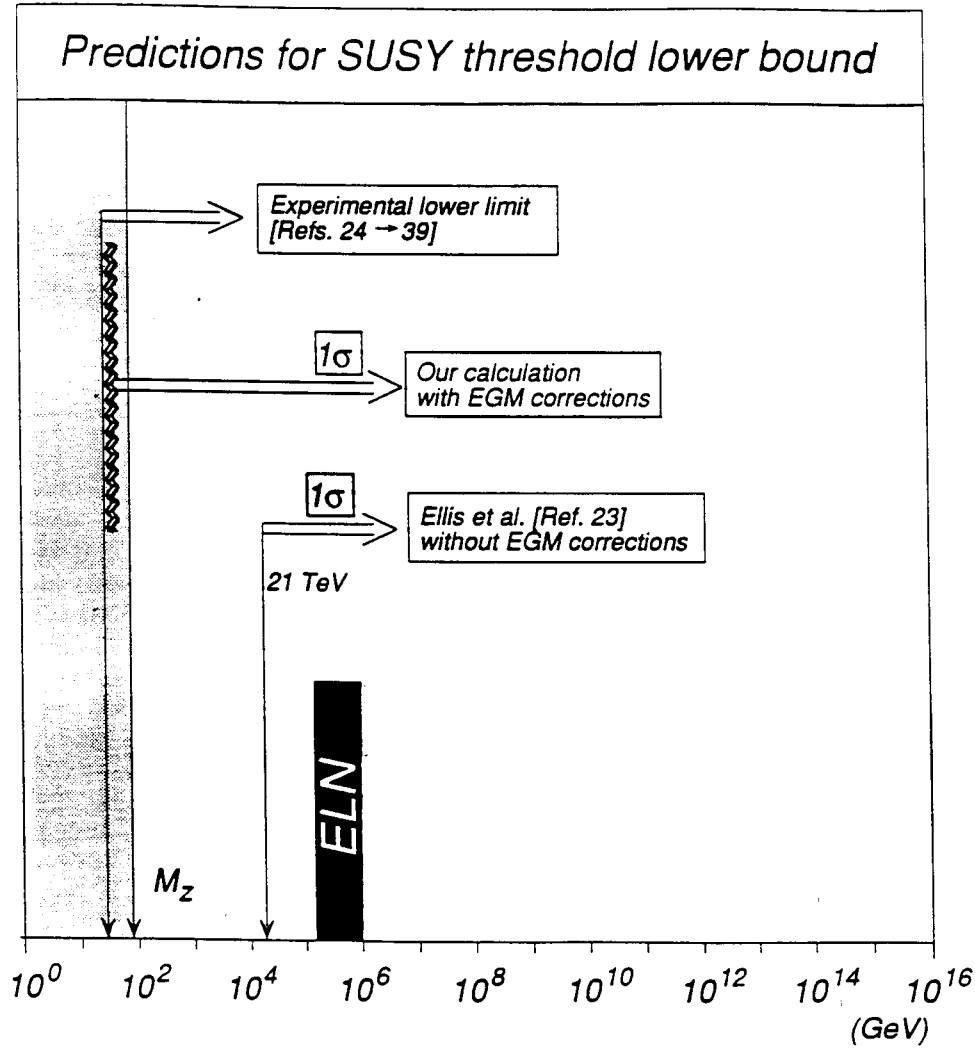
Fig. 2

Fig. 22. The wrong approach to understand SUSY [20].

Furthermore, we have pointed out that the evolution of masses needs to be included. Of special relevance is the evolution of the gaugino masses, the so-called EGM effect [23]. A great development in our way of thinking [28] is that, not only the gauge couplings evolve with energy, but the masses as well. A careful analysis shows [23] how interesting are the consequences of this conceptual development: the M_{SUSY} threshold goes from 21 TeV down to the present LEP energy scale range. This is shown in Fig. 23. Let me emphasize again that M_{SUSY} is a parameter while the physically interesting results are those concerning the spectra of the lightest supersymmetric particles: charginos ($\chi^{\pm}_{1,2}$), neutralinos ($\chi^0_{1,2,3,4}$), gluinos, sleptons and squarks. An example [29] of mass spectra prediction is shown in Fig. 24. Moreover, to account for the light threshold (ΔT_L), the heavy threshold (ΔT_H) and the radiative effects due to the evolution of masses is perfectly possible and it allows the gauge couplings to converge at E_{GUT} , not to diverge above E_{GUT} and have the lightest supersymmetric observable signal in the energy range of present existing facilities (Fig. 25). This brings me to the last remark: in order to study the convergence of the gauge couplings with all consequences synthetically reported above [30], we need the knowledge of the number of families and the τ lepton has opened the door to the existence of the 3rd family. Moreover, an input badly needed for the above quoted studies is α_3 : and the cleanest source to measure α_3 is the τ lepton, via its hadronic and leptonic decay rates. There is an interesting way to present the same results in terms of the correlation between the gauge couplings ($\alpha_1, \alpha_2, \alpha_3$). This correlation is governed by the three coupled differential non-linear equations describing their evolution. This is shown in Fig. 26. Before the discovery of the τ this three-dimensional graph could not have been drawn. If nature would have followed the apparently simplest way (the straight line) we could not be here. Nature has followed the road illustrated by the sequence of the big dots in Fig. 26 and these predictions could not be there without the two vital inputs, the number of families ($N_F=3$) and the value of α_3 , both linked to the τ lepton.

So, 15 years after its discovery, the τ lepton remains in the forefront of our physics research. Thank you, Martin, for your great accomplishment.





C5

Fig. 23. The Evolution of Gaugino Masses (the EGM effect) on the prediction for SUSY thresholds [23].

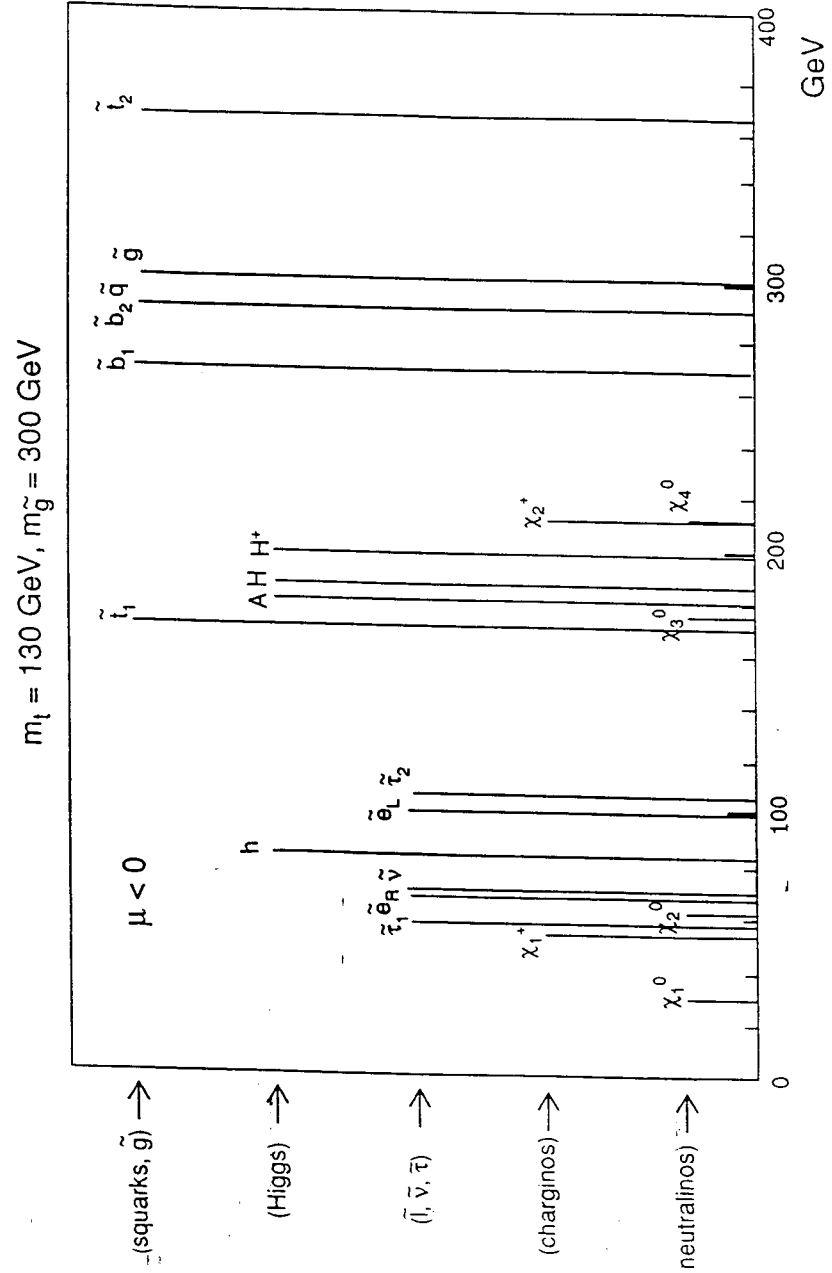


Figure 6b

Fig. 24. An example of spectra for neutralinos ($\chi_{1,2,3,4}^0$), charginos ($\chi_{1,2}^\pm$), sleptons, squarks, gluinos and Higgs as predicted by a Supergravity model with inputs ($m_t=130$ GeV, $m_{\tilde{g}}=300$ GeV and $\mu<0$) [29].



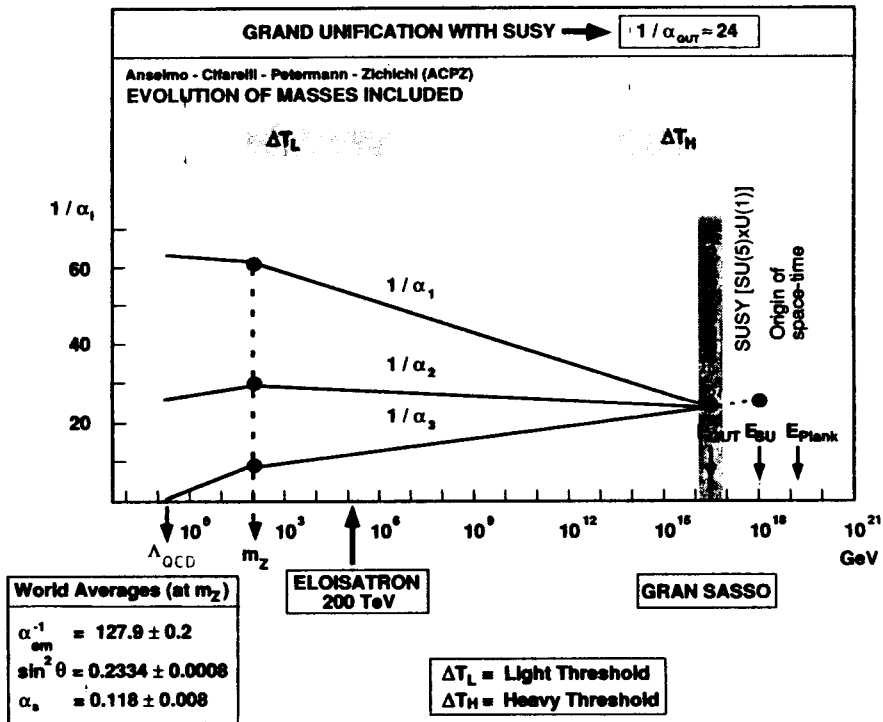
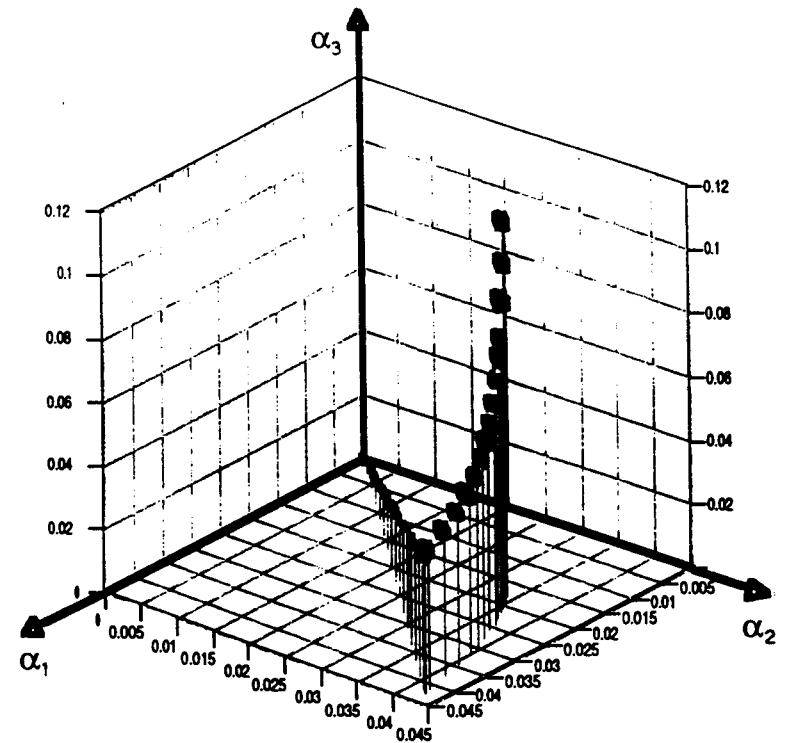


Fig. 25. The correct approach to understand SUSY [21-30].



Supergravity Model

$N_F = 3$
 $N_H = 2$
 $M_{SUSY} = 10^2 \text{ GeV}$
 $M_{GUT} = 10^{16.2} \text{ GeV}$
 $\alpha_3 (91 \text{ GeV}) = 0.118 \pm 0.008$
 $\sin^2 \theta_w = 0.2334 \pm 0.0008$

Fig. 26. The evolution of the three gauge couplings ($\alpha_1, \alpha_2, \alpha_3$) and their mutual correlation as described by a supergravity model. Note that the number of families ($N_F=3$) and the knowledge of α_3 are vital inputs.



References

- [1] S.C.C. Ting, L.W. Jones and M.L. Perl, Phys. Rev. Lett. 9 (1962) 468.
- [2] J.T. Dakin, G.J. Feldman, W.L. Lakin, M.L. Perl, E.W. Petraske and E.T. Toner, Phys. Rev. Lett. 30 (1973) 142.
- [3] B.G. Gibbard, L.W. Jones, M.J. Longo, J. O'Fallon, J. Cox, M.L. Perl, W.T. Toner and M.N. Kreisler, Phys. Rev. Lett. 24 (1970) 22.
- [4] F.E. Low, Phys. Rev. Lett. 14 (1965) 238.
- [5] M. Bernardini, D. Bollini, E. Fiorentino, F. Mainardi, T. Massam, L. Monari, F. Palmonari and A. Zichichi, INFN/AE-67-3, 20 March 1967.
- [6.a] T. Massam, Th. Muller and A. Zichichi, CERN 63-25, 27 June 1963.
- [6.b] T. Massam, Th. Muller, M. Schneegans and A. Zichichi, II Nuovo Cimento 39 (1965) 464.
- [7] M. Conversi, T. Massam, Th. Muller and A. Zichichi, Phys. Lett. 5 (1963) 195.
- [8] M. Conversi, T. Massam, Th. Muller and A. Zichichi, II Nuovo Cimento 40 (1965) 690.
- [9] D. Bollini, A. Buhler-Broglin, P. Dalpiaz, T. Massam, F. Navach, F.L. Navarra, M.A. Schneegans and A. Zichichi, II Nuovo Cimento 57A (1968) 404.
- [10] A. Zichichi, in "Evolution of Particle Physics," Academic Press Inc., New York, 1970, p. 299.
- [11] V. Alles-Borelli, M. Bernardini, D. Bollini, P.L. Brunini, T. Massam, L. Monari, F. Palmonari and A. Zichichi, Lettere al Nuovo Cimento, vol. 4 (1970) 1156.
- [12] S. Orito, R. Visentin, F. Ceradini, M. Conversi, S. d'Angelo, L. Paoluzi and R. Santonico, Phys. Lett. 48B (1974) 165.
- [13] V. Alles-Borelli, M. Bernardini, D. Bollini, P.L. Brunini, E. Fiorentino, T. Massam, L. Monari, F. Palmonari and A. Zichichi, Phys. Lett. 36B (1971) 149.
- [14] M. Bernardini, D. Bollini, P.L. Brunini, E. Fiorentino, T. Massam, L. Monari, F. Palmonari, F. Rimondi and A. Zichichi, Phys. Lett. 45B (1973) 169.
- [15] D. Bollini, P. Giusti, T. Massam, L. Monari, F. Palmonari, G. Valenti and A. Zichichi, Lettere al Nuovo Cimento 13 (1975) 380.
- [16] M. Bernardini, D. Bollini, P.L. Brunini, E. Fiorentino, T. Massam, L. Monari, F. Palmonari, F. Rimondi and A. Zichichi, Phys. Lett. 45B (1973) 510.
- [17] V. Alles-Borelli, M. Bernardini, D. Bollini, P. Giusti, T. Massam, L. Monari, F. Palmonari, G. Valenti and A. Zichichi, Phys. Lett. 59B (1975) 201.
- [18] M. Bernardini, D. Bollini, P.L. Brunini, E. Fiorentino, T. Massam, L. Monari, F. Palmonari, F. Rimondi and A. Zichichi, II Nuovo Cimento 17A (1973) 383.
- [19] A. Zichichi, Rivista del Nuovo Cimento, 4 (1974) 498.
- [20] U. Amaldi, W. de Boer, H. Fürstenau, Phys. Lett. B 260 (1991) 447.
- [21] F. Anselmo, L. Cifarelli, A. Peterman and A. Zichichi, II Nuovo Cimento 104 A (1991) 1817.



- [22] F. Anselmo, L. Cifarelli, A. Peterman and A. Zichichi, *II Nuovo Cimento* 105 A (1992) 1025.
- [23] F. Anselmo, L. Cifarelli, A. Peterman and A. Zichichi, *II Nuovo Cimento* 105 A (1992) 581.
- [24] F. Anselmo, L. Cifarelli, A. Peterman and A. Zichichi, *II Nuovo Cimento* 105 A (1992) 1179.
- [25] F. Anselmo, L. Cifarelli, A. Peterman and A. Zichichi, *II Nuovo Cimento* 105 A (1992) 1201.
- [26] F. Anselmo, L. Cifarelli and A. Zichichi, *II Nuovo Cimento* 105 A (1992) 1335.
- [27] F. Anselmo, L. Cifarelli and A. Zichichi, *II Nuovo Cimento* 105 A (1992) 1357.
- [28] For a review see A.B. Lahanas and D.V. Nanopoulos, *Phys. Rep.* 145 (1987) 1.
- [29] J.L. Lopez, D.V. Nanopoulos and A. Zichichi, preprint CERN-TH.6667/92, CTP-TAMU-68/92, ACT-20/92 (to be published in *Nuclear Physics B*).
- [30] A. Zichichi, "Understanding Where the Supersymmetry Threshold Should Be" in "Ten Years of SUSY Confronting Experiments," CERN-TH.6707/92-PPE/92-180, November 1992, p. 94 and "Closing remarks," *ibidem* p. 1209.

