

SLAC - PUB - 3602  
LBL - 19387  
March, 1985  
T/E

Measurement of the Branching Fraction for  
 $\tau^- \rightarrow 5\pi^\pm(\pi^0)\nu_\tau$  and an Upper Limit on the  $\nu_\tau$  Mass\*

P.R.Burchat, W.B.Schmidke, J.M.Yelton,<sup>a</sup> G.Abrams, D.Amidei,<sup>b</sup>  
A.R.Baden, T.Barklow, A.M.Boyarski, J.Boyer, M.Breidenbach,  
D.L.Burke, F.Butler, J.M.Dorfan, G.J.Feldman, G.Gidal, L.Gladney,<sup>c</sup>  
M.S.Gold, G.Goldhaber,<sup>d</sup> L.Golding,<sup>e</sup> J.Haggerty, G.Hanson, K.Hayes,  
D.Herrup, R.J.Hollebeek, W.R.Innes, J.A.Jaros, I.Juricic, J.A.Kadyk,  
D.Karlen, A.J.Lankford, R.R.Larsen, B.W.LeClaire, M.Levi,<sup>f</sup>  
N.S.Lockyer,<sup>g</sup> V.Lüth, C.Matteuzzi,<sup>f</sup> M.E.Nelson,<sup>g</sup> R.A.Ong, M.L.Perl,  
B.Richter, K.Riles, M.C.Ross, P.C.Rowson, T.Schaad, H.Schellman,<sup>b</sup>  
P.D.Sheldon, G.H.Trilling, C.de la Vaissiere,<sup>h</sup> D.R.Wood, and C.Zaiser

*Stanford Linear Accelerator Center  
Stanford University, Stanford, California 94305*

and

*Lawrence Berkeley Laboratory and Department of Physics  
University of California, Berkeley, California 94720*

and

*Department of Physics  
Harvard University, Cambridge, Massachusetts 02138*

Submitted to *Physical Review Letters*

---

\* This work was supported in part by the Department of Energy, contracts DE-AC03-76SF00515 (SLAC), DE-AC03-76SF00098 (LBL), and DE-AC02-76ER03064 (Harvard).

<sup>a</sup> Present address: Oxford University, England

<sup>b</sup> Present address: University of Chicago, Chicago, IL 60637

<sup>c</sup> Present address: Univ. of Pennsylvania, Philadelphia, PA 19104

<sup>d</sup> Miller Professor, Miller Institute for Basic Research in Science, Berkeley, CA

<sup>e</sup> Present address: Therma-Wave, Inc., Fremont, CA 94539

<sup>f</sup> Present address: CERN, CH-1211 Geneva 23, Switzerland

<sup>g</sup> Present address: California Institute of Technology, Pasadena, CA 91125

<sup>h</sup> Present address: LPNHE, Univ. Pierre Marie Curie, F-75230 Paris, France

## ABSTRACT

The branching fraction for  $\tau^- \rightarrow 5\pi^\pm(\pi^0)\nu_\tau$  is measured from data accumulated with the Mark II detector at PEP. Four events are observed with an estimated hadronic background of  $(0.03_{-0.02}^{+0.04})$  events and a background from  $\tau^- \rightarrow 3\pi^\pm\pi^0\nu_\tau$  of  $(0.05_{-0.04}^{+0.07})$  events. This results in a measured branching fraction of  $(0.16 \pm 0.08 \pm 0.04)\%$ . The candidate events are used to establish an upper limit of  $125 \text{ MeV}/c^2$  on the  $\nu_\tau$  mass at the 95% confidence level.

Until recently, there has been no evidence for the decay of the  $\tau$  to 5 charged particles. Upper limits on the branching fraction at the 95% confidence level have been published by the MAC (0.17%),<sup>1</sup> Mark II (0.5%),<sup>2</sup> TASSO (0.7%),<sup>3</sup> CELLO (0.9%),<sup>4</sup> and TPC (0.3% at the 90% confidence level)<sup>5</sup> collaborations. The HRS collaboration has reported the first evidence for the observation of  $\tau^- \rightarrow 5\pi^\pm(\pi^0)\nu_\tau$ .<sup>6</sup> They measure a branching fraction of  $(0.13 \pm 0.04)\%$ . In this Letter, we report evidence for the decay of the  $\tau$  to 5 charged particles. We use the  $5\pi^\pm$  invariant mass spectrum to establish an upper limit on the  $\nu_\tau$  mass. Previous limits have been determined from the invariant mass of the  $K^-K^+\pi^-$  system in the decay  $\tau^- \rightarrow K^-K^+\pi^-\nu_\tau$ ,<sup>7</sup> the invariant mass of the four pions in the decay  $\tau^- \rightarrow 3\pi^\pm\pi^0\nu_\tau$ ,<sup>8</sup> the electron spectrum in the decay  $\tau^- \rightarrow e^-\bar{\nu}_e\nu_\tau$ ,<sup>9</sup> and the pion spectrum in the decay  $\tau^- \rightarrow \pi^-\nu_\tau$ .<sup>10</sup>

The data sample for our measurements corresponds to an integrated luminosity of  $207 \text{ pb}^{-1}$  produced at a center of mass energy of  $29 \text{ GeV}$ . The data were accumulated with the Mark II detector<sup>11</sup> at the  $e^+e^-$  storage ring PEP. Multilayer cylindrical drift chambers in a  $2.3 \text{ kG}$  solenoidal magnetic field measure charged particle momenta with a resolution of  $\sigma_p/p = ((0.02)^2 + (0.01p)^2)^{1/2}$  where  $p$  is the momentum in  $\text{GeV}/c$ . The drift chamber system consists of an inner high resolution drift chamber with seven concentric layers of sense wires and an outer drift chamber with sixteen layers of sense wires. Eight lead-liquid argon (LA) calorimeter modules covering 65% of the solid angle detect electromagnetic showers with an energy resolution of  $\sigma_E/E = 0.14E^{-1/2}$  where  $E$  is the energy in  $\text{GeV}$ . Layers of iron hadron absorber separated by proportional tubes detect muons over 45% of the solid angle.

The candidate events have six charged tracks with zero net charge and a total

detected energy (charged plus neutral) of more than 25% of the center of mass energy. Each charged track is required to have at least 8 (out of a maximum of 23) drift chamber signals, to approach the beam position within 10 *cm* along the beam direction and to have a good track fit ( $\chi^2$  per degree of freedom  $\leq 5$ ). Each event is divided into two jets by a plane perpendicular to the thrust axis. Candidate events are those which contain one charged particle in one jet and five charged particles in the other.

The single charged track on the one prong side of the event is required to have  $|\cos \theta| \leq 0.8$  and not be identified as an electron by the LA calorimeters. The latter restriction rejects events of the type  $e^+e^- \rightarrow e^+e^- + \text{hadrons}$  in which the  $e^+$  or  $e^-$  is detected. In addition, events are rejected if there are more than two neutral energy clusters on the one prong side or if the invariant mass of the one charged particle (assumed to be a  $\pi$ ) plus neutrals is greater than  $1.2 \text{ GeV}/c^2$ . There are 42 events which satisfy the above criteria.

A major source of background at this point is the decay  $\tau^- \rightarrow 3\pi^\pm \pi^0 \nu_\tau$  in which the  $\pi^0$  undergoes a Dalitz decay or one of the photons from the  $\pi^0$  converts to an  $e^+e^-$  pair. Events with  $e^+e^-$  pairs are removed with a pair-finding algorithm which searches for oppositely charged tracks which meet the geometrical criteria for a conversion or Dalitz pair. In addition, each of the five tracks is required to have at least one signal in the inner drift chamber, to have a distance of closest approach to the event vertex of less than 4 *mm*, and to not be identified as an electron by the LA calorimeters. There are 15 events which survive the above cuts.

A Monte Carlo simulation of  $\tau^- \rightarrow 3\pi^\pm \pi^0 \nu_\tau$ , equivalent to 20 times the data assuming a branching fraction for  $\tau^- \rightarrow 3\pi^\pm \pi^0 \nu_\tau$  of 6%, is used to determine the

efficiency of the above criteria for removing events with  $e^+e^-$  pairs. One Monte Carlo event passes our cuts resulting in a background estimate for  $\tau^- \rightarrow 3\pi^\pm\pi^0\nu_\tau$  of  $(0.05^{+0.07}_{-0.04})$  events in the final event sample.

To separate hadronic events from  $\tau$  decays the following analysis is performed. We define neutral tracks to be clusters of electromagnetic energy in the LA of more than 200  $MeV$  which are more than 20  $cm$  away from the closest charged track. The latter restriction is to ensure that the energy cluster is not due to a charged particle interaction in the coil or the LA calorimeter. Each charged track (assumed to be a  $\pi$ ) and neutral track on the five prong side of the event is boosted along the thrust axis of the event into the rest frame of a  $\tau$  moving with the beam energy in the laboratory frame. The magnitude of the vector sum of the particle momenta in this frame, which we call  $p^*$ , represents the magnitude of the momentum carried off by the neutrino in real  $\tau^- \rightarrow 5\pi^\pm(\pi^0)\nu_\tau$  decays assuming no initial or final state radiation. Monte Carlo simulations of  $\tau^- \rightarrow 5\pi^\pm(\pi^0)\nu_\tau$  are used to determine that 85% of the signal events which pass the cuts to this point have  $p^*$  less than 500  $MeV/c$ . Figure 1 shows the distribution of  $m_5$ , the invariant mass of the five prong side including neutrals, versus  $p^*$  for the events with  $p^* \leq 6.5 GeV/c^2$ . The four events in Figure 1 with  $p^* \leq 500 MeV/c$  are taken to be the signal for  $\tau^- \rightarrow 5\pi^\pm(\pi^0)\nu_\tau$ . The invariant masses,  $m_5$ , calculated mass errors, and descriptions of the one prong sides are given in Table 1 for these four events.

The background from hadronic events is estimated from a sample of events with five charged particles in one jet and four or more charged particles in the other. There are 458 such events in our data sample. Figure 2 shows the distribution of  $m_5$  versus  $p^*$  for the hadronic background sample. One event has

$p^* \leq 500 \text{ MeV}/c$ . By normalizing this one event to the total number of events in the hadronic sample and multiplying this fraction by the number of events with  $p^* \geq 500 \text{ MeV}/c$  in the  $\tau$  candidate sample, we estimate a hadronic background of  $(0.03_{-0.02}^{+0.04})$  events in the  $\tau$  candidate event sample with  $p^* \leq 500 \text{ MeV}/c$ . We have checked that the distribution of  $m_5$  versus  $p^*$  for the hadronic sample is independent of the mass of the opposite jet, and is therefore applicable to the  $\tau$  sample background.

The efficiency for a five prong decay of the  $\tau$  to pass all our cuts is estimated from a Monte Carlo simulation which produces  $\tau$  pairs with a cross section known from quantum electrodynamics. Initial state radiation effects are included. The efficiency is measured for  $\tau^- \rightarrow 5\pi^\pm\nu_\tau$  and  $\tau^- \rightarrow 5\pi^\pm\pi^0\nu_\tau$  with the final state distributed purely according to phase space or produced by a resonance of mass  $1500 \text{ MeV}/c^2$  and width  $500 \text{ MeV}/c^2$ . The measured efficiency is not very dependent on the decay mechanism of the final state but is dependent on the number of particles in the final state. The efficiency is about 40% higher for  $\tau^- \rightarrow 5\pi^\pm\nu_\tau$  because there is a larger opening angle between the charged tracks in the laboratory frame. In the decay  $\tau^- \rightarrow 5\pi^\pm\pi^0\nu_\tau$ , at least one neutral energy cluster is detected 50% of the time. One of the four candidate events for  $\tau^- \rightarrow 5\pi^\pm(\pi^0)\nu_\tau$  has a neutral energy cluster. Therefore to estimate efficiency we assume that half of our events are  $5\pi^\pm$  and half  $5\pi^\pm\pi^0$ , with final states distributed according to phase space. The branching fraction for  $\tau^- \rightarrow 5\pi^\pm(\pi^0)\nu_\tau$  is then measured to be  $(0.16 \pm 0.08 \pm 0.04)\%$ . The first error is statistical and the second is an estimate of the systematic error due to the dependence of the efficiency on the number of particles in the final state and the uncertainty in the charged particle track reconstruction efficiency.

The three candidate events for  $\tau^- \rightarrow 5\pi^\pm\nu_\tau$  are then used to establish an upper limit on the  $\nu_\tau$  mass. We do not use the event which has a neutral energy cluster on the five prong side of the event because the energy resolution of the neutrals is not as good as the momentum resolution of the charged tracks and part of the event may be missing since only one cluster of neutral energy is detected.

For a particular  $\nu_\tau$  mass, the theoretical  $m_5$  distribution is generated according to phase space and  $(V - A)$  coupling<sup>12</sup> with  $5\pi^\pm$  and no  $\pi^0$  in the final state. Properly normalized backgrounds are added. The mass spectrum of the hadronic background is assumed to be uniform over the range  $1.4 \text{ GeV}/c^2$  to  $2.0 \text{ GeV}/c^2$ . The mass spectrum of the background from  $\tau^- \rightarrow 3\pi^\pm\pi^0\nu_\tau$  is estimated from Monte Carlo events which survive all of the cuts except the pair cuts.

Figure 3 shows the expected  $m_5$  spectrum for  $\nu_\tau$  mass equal to 0 and 125  $\text{MeV}/c^2$ . These distributions include backgrounds and detector efficiencies, but not detector resolution effects. The invariant masses of the  $5\pi^\pm$  events with the calculated mass errors are also shown in the figure. The expected shape of the mass resolution function is determined with Monte Carlo simulations and agrees well with a gaussian distribution. For each event, a likelihood is determined from a convolution of the expected  $m_5$  distribution with a gaussian distribution whose width is the calculated mass error for that event.

If we use our best estimate of the backgrounds and the calculated invariant mass resolution, the upper limit on the  $\nu_\tau$  mass is  $107 \text{ MeV}/c^2$  at the 95% confidence level, with a most likely value at zero. If the invariant mass resolution is 20% worse than the calculated value, the limit is  $117 \text{ MeV}/c^2$ . If the backgrounds are double our best estimate, the limit is also  $117 \text{ MeV}/c^2$ .

Doubling our best estimate of the background and increasing the mass resolution by 20% over the calculated value, we obtain an upper limit of  $125 \text{ MeV}/c^2$  on the  $\nu_\tau$  mass at the 95% confidence level. It is obvious from Figure 3 that our result is heavily dependent on the event with the highest  $5\pi^\pm$  invariant mass.

In conclusion, we measure a branching fraction for  $\tau^- \rightarrow 5\pi^\pm(\pi^0)\nu_\tau$  of  $(0.16 \pm 0.08 \pm 0.04)\%$ . We use the candidate events for  $\tau^- \rightarrow 5\pi^\pm\nu_\tau$  to establish an upper limit of  $125 \text{ MeV}/c^2$  on the  $\nu_\tau$  mass at the 95% confidence level.

## REFERENCES

1. E. Fernandez *et al.*, SLAC-PUB-3524, submitted to *Phys. Rev. Lett.* (1985)
2. C. A. Blocker *et al.*, *Phys. Rev. Lett.* **49**, 1369 (1982)
3. H. Althoff *et al.*, DESY 84-091, submitted to *Z. Phys.* (1984)
4. H. J. Behrend *et al.*, *Z. Phys.* **C23**, 103 (1984)
5. H. Aihara *et al.*, *Phys. Rev.* **D30**, 2436 (1984)
6. I. Beltrami *et al.*, PU-85-524, submitted to *Phys. Rev. Lett.* (1985)
7. G. B. Mills *et al.*, *Phys. Rev. Lett.* **54**, 624 (1985)
8. C. Matteuzzi *et al.*, *Phys. Rev. Lett.* **52**, 1869 (1984); C. Matteuzzi *et al.*, SLAC-PUB-3560, submitted to *Phys. Rev. D*, Brief Reports (1985)
9. W. Bacino *et al.*, *Phys. Rev. Lett.* **42**, 749 (1979)
10. C. A. Blocker *et al.*, *Phys. Lett.* **109B**, 119 (1982)
11. R. Schindler *et al.*, *Phys. Rev.* **D24**, 78 (1981)
12. F. Gilman and D. Miller, *Phys. Rev.* **D17**, 1846 (1978)



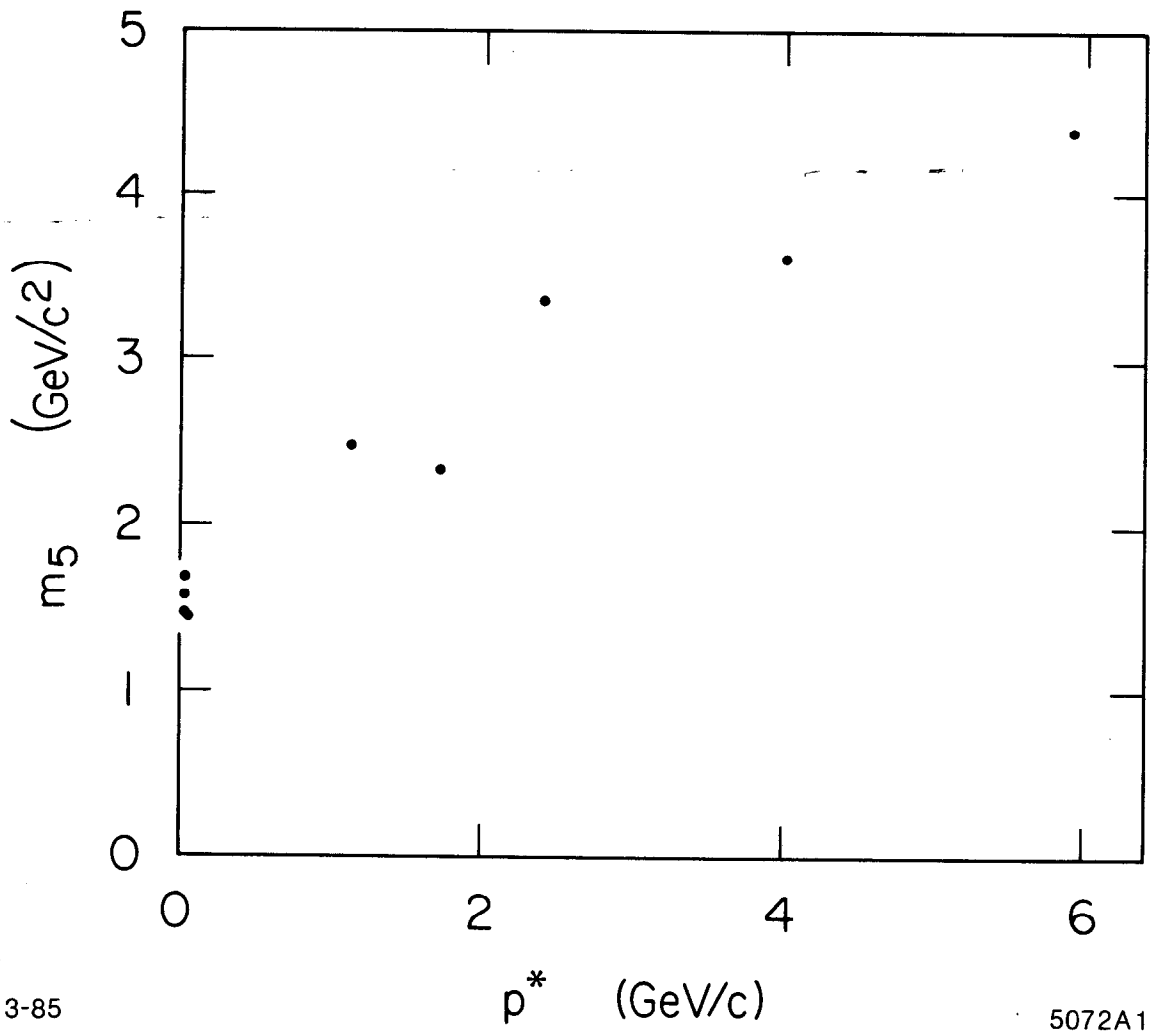
## TABLE CAPTIONS

1. Candidate events for  $\tau^- \rightarrow 5\pi^\pm(\pi^0)\nu_\tau$ .  $m_5$  is the invariant mass of the five prong side of the event including neutral tracks.  $\sigma_m$  is the calculated mass resolution for that event. The third column lists the number of neutral energy clusters found on the five prong side of the event. The fourth column contains a description of the one prong side of the event. The designation  $\pi/\mu$  indicates that the particle was not identified as an electron and did not pass through the muon detection system.

$m_5$	$\sigma_m$	Neutrals	1 prong side
$(GeV/c^2)$	$(MeV/c^2)$		
1.751	44	0	0.4 $GeV/c$ $\pi/\mu$
1.646	35	0	2.8 $GeV/c$ $\pi/\mu$ , 2 neutrals
1.522	60	0	4.0 $GeV/c$ $\mu$
1.510	51	1	1.1 $GeV/c$ $\pi/\mu$

## FIGURE CAPTIONS

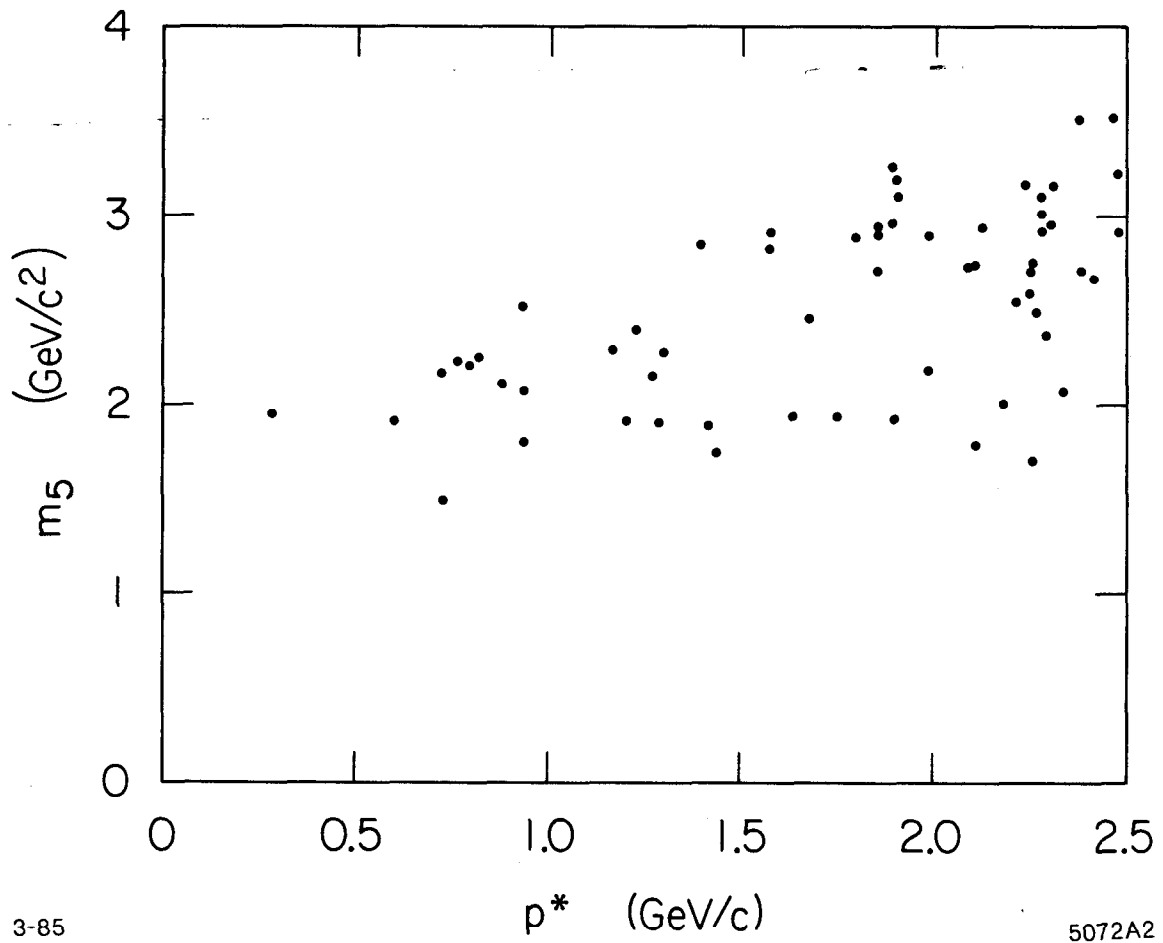
1. Invariant mass of the five prong side of the event versus  $p^*$ . The candidate events for  $\tau^- \rightarrow 5\pi^\pm(\pi^0)\nu_\tau$  are those with  $p^* \leq 500 \text{ MeV}/c$ .
2. Invariant mass of the five prong side of the event versus  $p^*$  for the hadronic background sample.
3. Expected  $5\pi^\pm$  invariant mass spectrum for  $\nu_\tau$  mass equal to 0 (solid line) and 125 (dashed line)  $\text{MeV}/c^2$ . The curves do not include mass resolution effects. The  $5\pi^\pm$  invariant masses for the three events in the data are shown at the bottom of the graph with the estimated errors.



3-85

5072A1

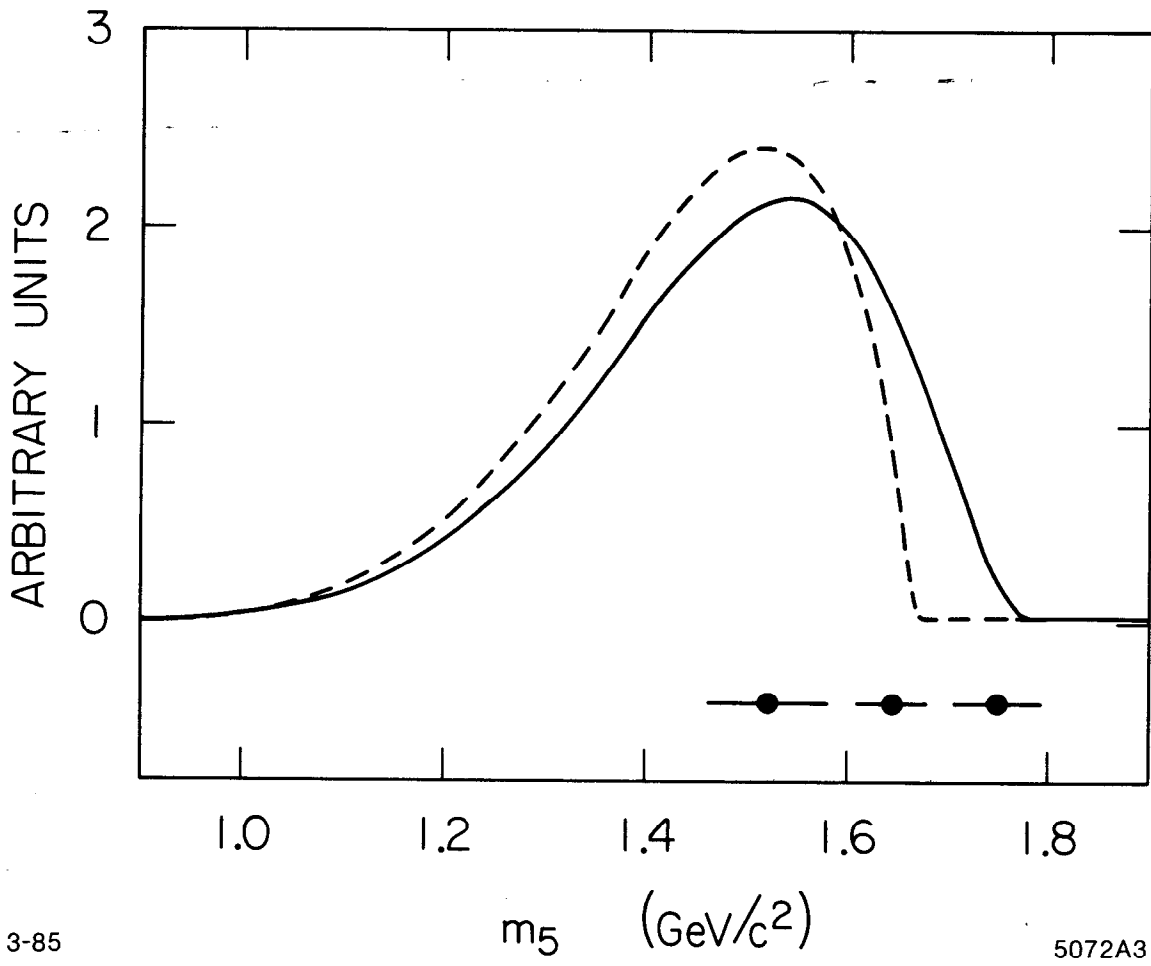
Fig. 1



3-85

5072A2

Fig. 2



3-85

5072A3

Fig. 3