

MEASUREMENT OF sdc/dx FOR HADRON PRODUCTION BY e^+e^- ANNIHILATION

AT $\sqrt{s} = 5.2, 6.5, \text{ AND } 29.0 \text{ GeV}^*$

J. F. Patrick, V. Lüth, J. L. Siegrist,^(a) G. S. Abrams, M. S. Alam,^(b) D. Amidei, A. Bäcker,^(c)
C. A. Blocker, A. Blondel,^(d) A. M. Boyarski, M. Breidenbach, D. L. Burke, W. C. Carithers, W. Chynowsky,
M. W. Coles,^(e) S. Cooper,^(f) G. von Dardel,^(g) W. E. Dieterle, J. B. Dillon, J. Dorenbosch,^(a) J. M. Dorfan,
M. W. Eaton, G. J. Feldman, M. E. B. Franklin, G. Gidal, L. Gladney, G. Goldhaber, L. J. Golding,
G. Hanson, K. G. Hayes,^(a) T. Himel,^(a) D. G. Hitlin,^(h) R. J. Hollebeek, W. R. Innes, J. A. Jaros,
P. Jenni,^(a) A. D. Johnson, J. A. Kadyk, A. J. Lankford, R. R. Larsen, B. LeClaire, M. Levi, N. Lockyer,
B. Lühr,⁽ⁱ⁾ C. Matteuzzi, R. E. Millikan, M. E. Nelson, C. Y. Pang, M. L. Perl, B. Richter, A. Roussarie,^(j)
T. Schaad, H. Schellman, D. Schlatter, R. F. Schwitters, J. Strait, H. Taureg,^(a) M. Tonutti,⁽ⁱ⁾ G. H. Trilling,
E. N. Vella,^(k) R. A. Vidal, I. Videau,^(d) Y. Wang,^(l) J. M. Weiss, M. Werlen,^(m) J. M. Yelton, C. Zaiser,
H. Zaccone,^(j) and G. Zhao^(l)

Lawrence Berkeley Laboratory and Department of Physics
University of California, Berkeley, California 94720

Stanford Linear Accelerator Center
Stanford University, Stanford, California 94305

Department of Physics
Harvard University, Cambridge, Massachusetts 02138

ABSTRACT

We present measurements of the inclusive charged particle cross sections sdc/dx for e^+e^- annihilation at center of mass energies of 5.2, 6.5, and 29.0 GeV. Significant scale breaking is observed in these cross sections.

(Submitted to Physical Review Letters)

* Work supported in part by the Department of Energy under contracts DE-AC03-76SF00515, W-7405-ENG-48, and DE-AC02-76ER03064

(a) Present Address: CERN, CH-1211 Geneva 23, Switzerland

(b) Present Address: Vanderbilt University, Nashville, TN 37235

(c) Present Address: Universität Siegen, 5900 Siegen 21, F.R. Germany

(d) Present Address: LPNHE, Ecole Polytechnique, 91128 Palaiseau, France

(e) Present Address: Schlumberger, Houston, TX

(f) Present Address: DESY, 2000 Hamburg 52, Fed. Rep. of Germany

(g) Present Address: University of Lund, S-233 62 Lund, Sweden

(h) Present Address: California Institute of Technology, Pasadena, CA 91125

(i) Present Address: Universität Bonn, D-53 Bonn, F.R. Germany

(j) Present Address: CEN Saclay, F-91190 Gif-sur-Yvette, France

(k) Present Address: University of Pennsylvania, Philadelphia, PA 19104

(l) Present Address: Institute of High Energy Physics, Academia Sinica, Beijing, P.R. China

(m) Present Address: Université de Genève, Geneva, Switzerland

The naive quark-parton model provides a good qualitative description of the process $e^+e^- \rightarrow$ hadrons. At sufficiently high energies, where quark and hadron masses may be neglected, this model predicts that quark fragmentation depends only on the quark flavor and the dimensionless variable x , the ratio of the hadron energy to the beam energy. Thus the cross section $s d\sigma/dx$ should be independent of the center of mass energy \sqrt{s} ¹. In Quantum Chromodynamics (QCD), emission of gluons by the primary quarks leads to a depletion of particle production at large x by an amount which is s dependent². Since these effects are small and vary only logarithmically with s , a sensitive test of these predictions requires a large energy range and good understanding of systematic errors. Previous measurements showed that scaling is approximately valid in the region $3 \text{ GeV} < \sqrt{s} < 8 \text{ GeV}$ ³. However due to large systematic uncertainties early measurements at higher energies were not sufficiently sensitive to observe deviations from scaling behavior⁴.

In this Letter, we present measurements of the cross section $s d\sigma/dx$ for charged particles at center of mass energies of 5.2, 6.5, and 29.0 GeV. Since in this experiment particles were not identified, x was approximated by the ratio of the particle momentum rather than energy to the beam energy. The data were acquired with the Mark II detector at the SPEAR (for $\sqrt{s} = 5.2$ and 6.5 GeV) and PEP (for $\sqrt{s} = 29$ GeV) storage rings located at the Stanford Linear Accelerator Center. The corresponding integrated luminosities were 4.16 events/pb, 1.63 events/pb, and 13.6 events/pb at the three energies. The use of the same detector over this wide range in energy helps to reduce the systematic errors to a level where deviations from the simple quark-parton model can be observed.

The Mark II detector⁶ was essentially the same at SPEAR and PEP. Charged particles were tracked by an array of cylindrical drift chambers in an axial magnetic field of 4.1 kG at SPEAR and 4.65 kG at PEP, with a momentum resolution of $(0.01^2 \cdot p^2 + 0.015^2)^{1/2}$ (p in GeV). Tracks which passed within 1.5 cm in radius and 15 cm in z from the beam interaction point were constrained to

this point, improving the momentum resolution to $(0.007^2 \cdot p^2 + 0.015^2)^{1/2}$. The tracking efficiency estimated from Monte Carlo studies and a visual scan of a subset of the data was $> 99\%$ for the data taken at SPEAR, and 95% for the PEP data due to the much larger track density. In both cases, the efficiency was approximately independent of x . The detector trigger required at least two charged tracks to be found by a hardware processor. At 6.5 and 29.0 GeV both tracks were required to be within the central 65% of the detector solid angle, whereas at 5.2 GeV the second track was only required to be within the central 85% . At 29 GeV an independent total energy trigger was added which was satisfied if more than 1 GeV of energy was deposited in the front half of each of at least 2 liquid argon modules. From the redundancy provided by this requirement, the trigger efficiency for hadronic events was found to be $> 99\%$.

For the 5.2 and 6.5 GeV data sets, hadronic events were required to have at least 3 charged tracks with transverse momentum > 100 MeV/c and $|\cos \theta| < 0.79$, both with respect to the beam direction. The tracks were also required to pass within 6 cm in radius from the beam interaction point, and satisfy an x dependent requirement on the distance of closest approach along the beam (z) direction varying from < 30 cm at small x to < 5 cm for $x > 0.5$. To reduce contamination from interactions of the beam with the walls of the vacuum chamber or with the residual gas, the fitted event vertex was required to lie within 4 cm in radius and 10 cm in z of the beam interaction point. The remaining contamination was estimated by studying the distribution of vertices along the z direction with $|z_v| \geq 10$ cm, and was found to be $6.5 \pm 0.6\%$ of the events at $\sqrt{s} = 5.2$ GeV and $15.8 \pm 1.6\%$ at $\sqrt{s} = 6.5$ GeV. This contamination, which contributed only to $x \leq 0.4$, was subtracted from the observed distributions. An estimated $3 \pm 1\%$ of genuine annihilation events were lost by the vertex radius cut. This loss was due to displacements of the reconstructed vertex by tracks scattered in the material preceding the drift chambers, or by tracks from K_s or Λ decay. To suppress background from QED processes, three-prong events were rejected if they contained a track with momentum > 900 MeV/c identified as an electron from its energy deposition in the liquid

argon shower counters. Four-prong events with two such tracks were also rejected. A visual scan of a subset of the data showed that background from radiative Bhabha scattering was negligible. Cosmic ray events were eliminated on the basis of time-of-flight information. The contribution from τ lepton production and decay was statistically subtracted by use of a Monte Carlo generated sample incorporating measured branching ratios. This correction amounted to $8.6 \pm 1.3\%$ of the events at 5.2 GeV and $6.8 \pm 1.2\%$ at 6.5 GeV, the uncertainty due mainly to uncertainties in the branching ratios. The τ contamination in the inclusive distributions prior to subtraction varied as a function of x from 4.5% at small x to 20% at $x = 0.8$. After subtraction of the estimated beam gas and τ backgrounds, there were 44180 events remaining at 5.2 GeV and 11900 events at 6.5 GeV.

For the data at $\sqrt{s} = 29.0$ GeV, hadronic events were required to contain at least five charged tracks as defined above. In addition, to suppress background from two-photon processes, as well as from beam gas interactions, the sum of the magnitudes of the particle momenta was required to exceed 7.25 GeV, or 3.75 GeV if there was at least 4 GeV of energy in photons deposited in the liquid argon shower counters. After these cuts, background from beam gas interactions was negligible, and background from τ production was estimated to comprise $2.5 \pm 0.5\%$ of the remaining events (varying from less than 2% at small x to 6% above $x = 0.4$ for the inclusive distributions). Background from hadron production via the two-photon process was estimated to be $1.5 \pm 0.8\%$, concentrated at low momentum, from Monte Carlo simulations and from events in which an electron was detected in a small angle tagging system covering the range 22-80 mrad from the beam direction. There were 4750 events remaining after statistical removal of these backgrounds.

Detection efficiencies were computed with a Monte Carlo simulation based on the quark fragmentation model of Feynman and Field⁷, with extensions by Ali *et al.*⁸ for gluon emission at high energies. With appropriate fragmentation parameters, these models provided a good description of the observed charged particle multiplicity and momentum distributions. The charged particle

detection efficiency as a function of x (in the absence of initial state radiation) is displayed in Figure 1. To determine the sensitivity of these efficiencies and background subtractions to the production model, the cuts on multiplicity, momentum, $|\cos \theta|$, and charged energy were varied. Different fragmentation parameters and production models were also used. From the corresponding variations in the computed cross sections, the uncertainties in these efficiencies are estimated to be 4% independent of x at 29 GeV, and to vary from 4% at small x to 7% for $x \geq 0.4$ at the two low energies. This uncertainty is larger for the SPEAR energies at large x because of the requirement that three tracks be observed; events containing a high momentum track tend to have lower than average multiplicity.

The inclusive particle spectra include long-lived charged particles produced either at the primary vertex or from the decay of short lived particles, such as K_s and Λ . A correction was made for electrons from photons which converted in the 0.065 radiation lengths (0.09 at PEP) of material preceding the drift chambers. This correction was about 5% at $x = 0.1$ and about 1% above $x = 0.25$.

Corrections for initial state radiation were computed using the method of Berends and Kleiss⁵. As a function of x this correction varied from $10 \pm 2\%$ at small x ($15 \pm 2.5\%$ at 29.0 GeV) to less than $5 \pm 1\%$ at large x . The quoted errors are due to uncertainties in the cross section and detection efficiency at lower energies, and from the possible contribution of higher order effects.

The normalization was obtained from Bhabha scattering events observed in the central detector. The uncertainty in this measurement is estimated to be $\pm 3\%$ at each of the three energies considered, due mainly to uncertainties in the α^3 and higher order radiative corrections. Bhabha events detected in a monitor located at small angles to the beam line provided a cross check, with a systematic uncertainty of 6% at 5.2 and 6.5 GeV and 3% at 29.0 GeV. Both measurements agree well within the estimated errors.

The total systematic error in the inclusive cross sections is estimated to be $\pm 6\%$ at small x , rising

to $\pm 10\%$ for the largest x considered. This rise is due to the model dependence and τ subtraction at the two low energies, and due to uncertainties in the tracking efficiency and momentum resolution effects at 29 GeV.

The inclusive cross sections $s d\sigma/dx$ are shown in Figure 2. The 29 GeV data lie above the low energy data for $x < 0.2$, and significantly below for $x > 0.2$, the difference being well outside the estimated relative systematic errors. In Figure 3, the same data are compared to results from the TASSO experiment¹⁰, which cover the energy range $11 \text{ GeV} \leq \sqrt{s} \leq 36 \text{ GeV}$. The data for each experiment have been normalized to the corresponding measured total hadronic cross section σ_{HAD} ⁹ to compensate for differences in normalization and changes in total hadron production due to the b quark threshold. Above $x = 0.2$, the cross sections decrease with increasing s as qualitatively predicted by QCD. The magnitude of this decrease is, however, larger than the predictions given in ref. 2. A quantitative comparison with the predictions of QCD requires a knowledge of the c and b quark fragmentation functions and decay modes, since only the decay products of particles containing these quarks are detected. Furthermore, non-perturbative effects that lead to a substantial rise in multiplicity in this energy range may significantly contribute to the observed scale breaking.

This work was supported primarily by the Department of Energy under contract numbers DE-AC03-76SF00515, W-7405-ENG-48, and DE-AC02-76ER03064. Support for individuals came from the listed institutions plus Ecole Polytechnique, Palaiseau, France (A. B. and I. V.), Der Deutsche Akademische Austauschdienst, Bonn, Germany (B. L.), the Swiss National Science Foundation (M. W.), The Miller Institute for Basic Research Research in Science, Berkeley, California (G. H. T.), The Institute of High Energy Physics, Academia Sinica, Beijing, China (Y. W. and G. Z.), and the National Science Foundation (C. Z.).

REFERENCES

1. J.D. Bjorken, *Phys. Rev.* 179, 1547 (1969).
2. G. Altarelli *et al.*, *Nucl. Phys.* B160, 301 (1979);
R. Baier *et al.*, *Z. Phys.* C2, 339 (1979);
W.R. Frazer and J.F. Gunion, *Phys. Rev.* D20, 147 (1978);
J.F. Owens, *Phys. Lett.* 76B, 85 (1978);
T. Uematsu, *Phys. Lett.* 79B, 97 (1978);
R.D. Field, University of Florida report UFTP 81-12 (1981)
3. J. Siegrist *et al.*, SLAC-PUB-2831, Submitted to Physical Review D.
4. R. Brandelik *et al.*, *Phys. Lett.* 89B, 418 (1980).
5. F.A. Berends and R. Kleiss, *Nucl. Phys.* B178, 141 (1981)
6. G.J. Feldman *et al.*, *Phys. Rev. Lett.* 48, 66 (1982) and references therein.
7. R.D. Field and R.P. Feynman, *Nucl. Phys.* B136, 1 (1978)
8. A. Ali *et al.*, *Phys. Lett.* 93B, 155 (1980).
9. J. Patrick, LBL-14585, Ph.D. Thesis (unpublished).
10. R. Brandelik *et al.*, DESY Report 82-13, submitted to Physics Letters.

FIGURE CAPTIONS

1. The charged particle detection efficiency as a function of $x = p/E_{\text{beam}}$ at $\sqrt{s} = 5.2, 6.5,$ and 29.0 GeV.
2. The cross section $s d\sigma/dx$ vs x for charged particles measured at $\sqrt{s} = 5.2, 6.5,$ and 29.0 GeV. Only statistical errors are plotted.
3. $1/\sigma(d\sigma/dx)$ versus center of mass energy. Both statistical and systematic errors are included. Also plotted are data from ref. 10 at $\sqrt{s} = 14, 22, 34,$ and 35 GeV.

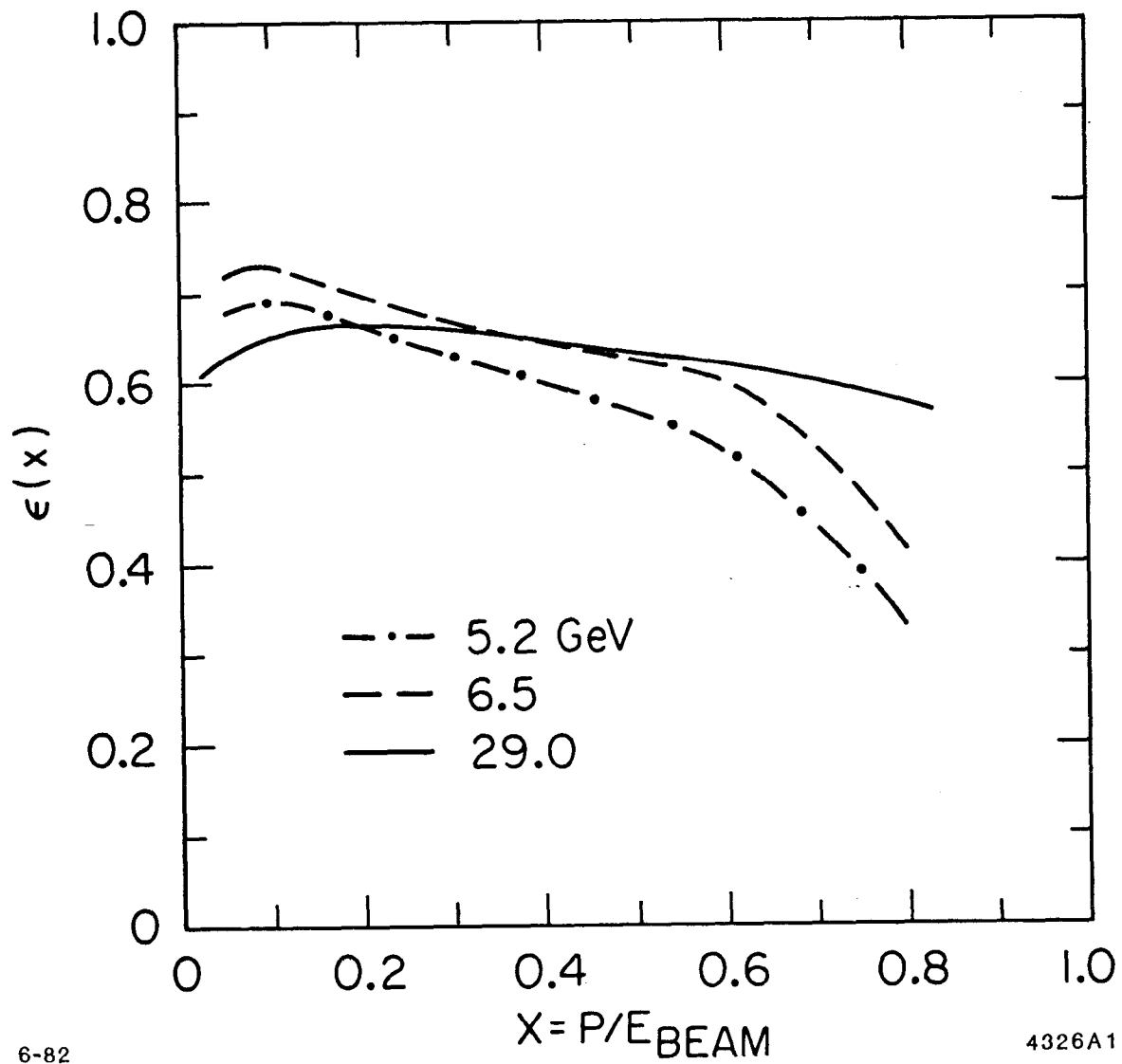


Fig. 1

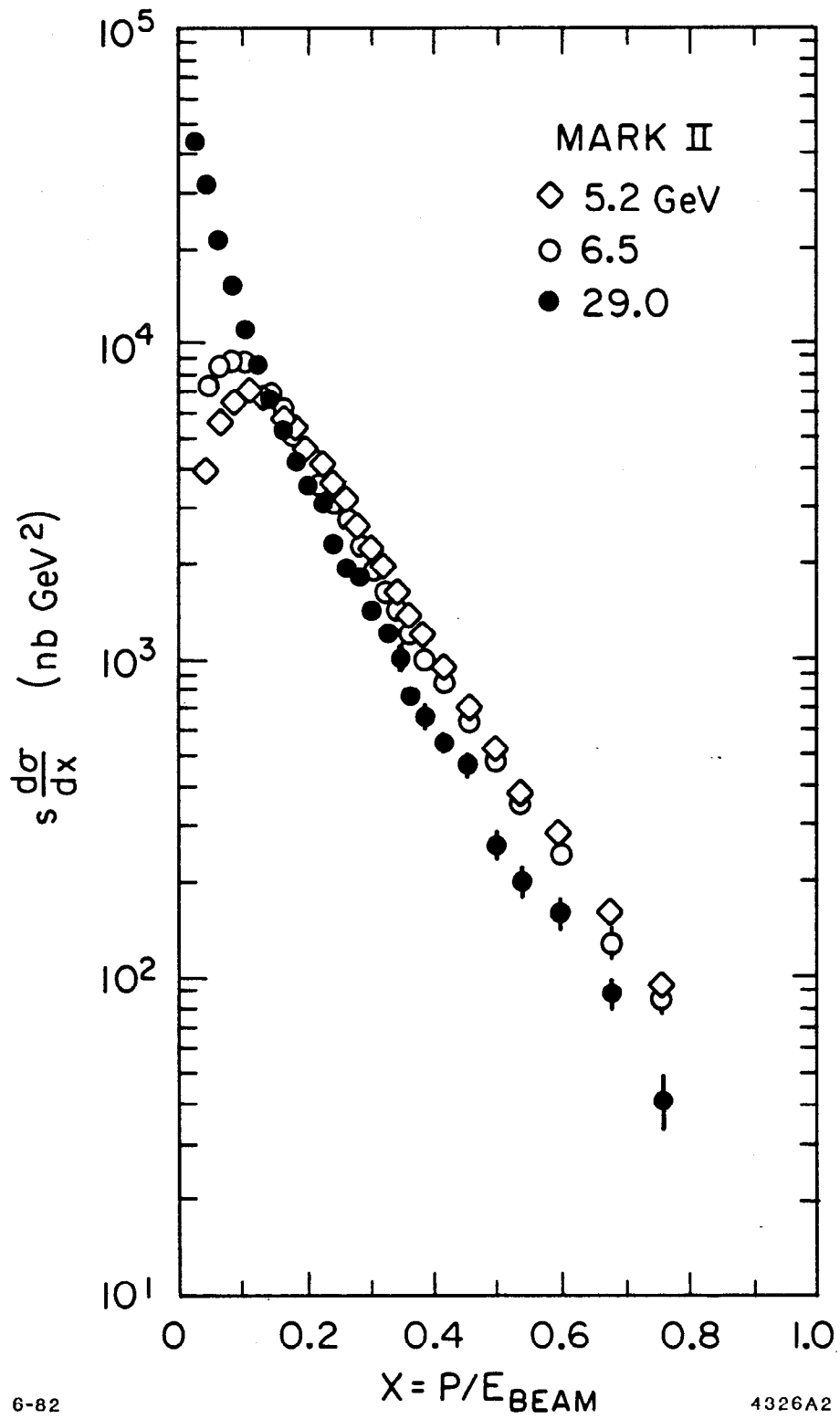


Fig. 2

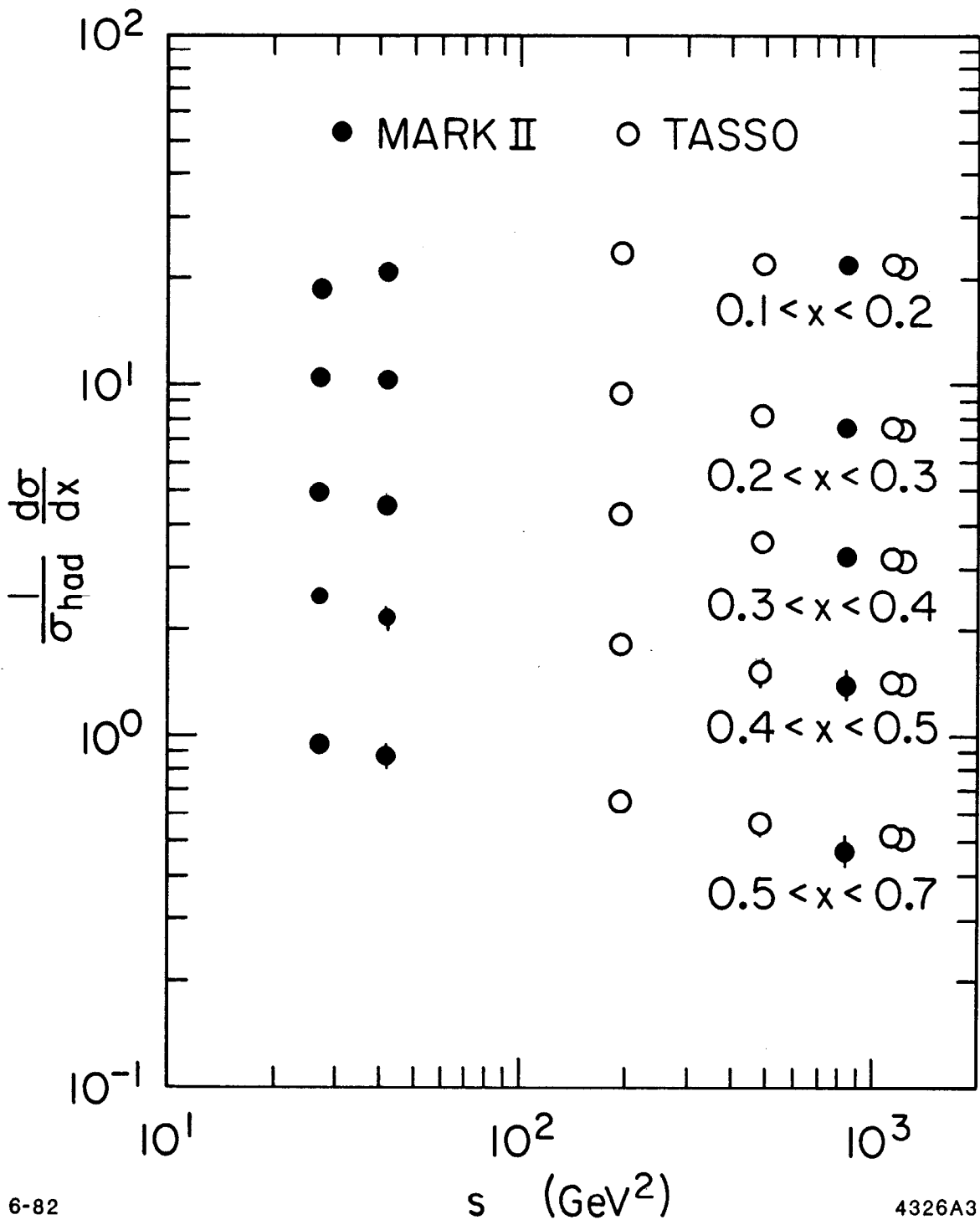


Fig. 3