

FERMI LARGE AREA TELESCOPE GAMMA-RAY DETECTION OF THE RADIO GALAXY M87

A. A. ABDO^{2,3}, M. ACKERMANN⁴, M. AJELLO⁴, W. B. ATWOOD⁵, M. AXELSSON^{6,7}, L. BALDINI⁸, J. BALLE⁹, G. BARBIELLINI^{10,11}, D. BASTIERI^{12,13}, K. BECHTOL⁴, R. BELLAZZINI⁸, B. BERENJI⁴, R. D. BLANDFORD⁴, E. D. BLOOM⁴, E. BONAMENTE^{14,15}, A. W. BORGLAND⁴, J. BRÉGEON⁸, A. BREZ⁸, M. BRIGIDA^{16,17}, P. BRUEL¹⁸, T. H. BURNETT¹⁹, G. A. CALIANDRO^{16,17}, R. A. CAMERON⁴, A. CANNON^{20,21}, P. A. CARAVEO²², J. M. CASANDJIAN⁹, E. CAVAZZUTI²³, C. CECCHI^{14,15}, Ö. ÇELİK^{20,24,25}, E. CHARLES⁴, C. C. CHEUNG^{20,1,2,3}, J. CHIANG⁴, S. CIPRINI^{14,15}, R. CLAUS⁴, J. COHEN-TANUGI²⁶, S. COLAFRANCESCO²³, J. CONRAD^{27,7,28}, L. COSTAMANTE⁴, S. CUTINI²³, D. S. DAVIS^{20,25}, C. D. DERMER², A. DE ANGELIS²⁹, F. DE PALMA^{16,17}, S. W. DIGEL⁴, D. DONATO²⁰, E. DO COUTO E SILVA⁴, P. S. DRELL⁴, R. DUBOIS⁴, D. DUMORA^{30,31}, Y. EDMONDS⁴, C. FARNIER²⁶, C. FAVUZZI^{16,17}, S. J. FEGAN¹⁸, J. FINKE^{2,3}, W. B. FOCKE⁴, P. FORTIN¹⁸, M. FRAILIS²⁹, Y. FUKAZAWA³², S. FUNK⁴, P. FUSCO^{16,17}, F. GARGANO¹⁷, D. GASPARRINI²³, N. GEHRELS^{20,33}, M. GEORGANOPOULOS²⁵, S. GERMANI^{14,15}, B. GIEBELS¹⁸, N. GIGLIETTO^{16,17}, P. GIOMMI²³, F. GIORDANO^{16,17}, M. GIROLETTI³⁴, T. GLANZMAN⁴, G. GODFREY⁴, I. A. GRENIER⁹, M.-H. GRONDIN^{30,31}, J. E. GROVE², L. GUILLEMOT^{30,31}, S. GUIRIEC³⁵, Y. HANABATA³², A. K. HARDING²⁰, M. HAYASHIDA⁴, E. HAYS²⁰, D. HORAN¹⁸, G. JÓHANNESSEN⁴, A. S. JOHNSON⁴, R. P. JOHNSON⁵, T. J. JOHNSON^{20,33}, W. N. JOHNSON², T. KAMAE⁴, H. KATAGIRI³², J. KATAOKA^{36,37}, N. KAWAI^{36,38}, M. KERR¹⁹, J. KNÖDLSER³⁹, M. L. KOCIAN⁴, M. KUSS⁸, J. LANDE⁴, L. LATRONICO⁸, M. LEMOINE-GOUMARD^{30,31}, F. LONGO^{10,11}, F. LOPARCO^{16,17}, B. LOTT^{30,31}, M. N. LOVELLETTE², P. LUBRANO^{14,15}, G. M. MADEJSKI⁴, A. MAKEEV^{2,40}, M. N. MAZZIOTTA¹⁷, W. MCCONVILLE^{20,33,1}, J. E. MCENERY²⁰, C. MEURER^{27,7}, P. F. MICHELSON⁴, W. MITTHUMSIRI⁴, T. MIZUNO³², A. A. MOISEEV^{24,33}, C. MONTE^{16,17}, M. E. MONZANI⁴, A. MORSELLI⁴¹, I. V. MOSKALENKO⁴, S. MURGIA⁴, P. L. NOLAN⁴, J. P. NORRIS⁴², E. NUSS²⁶, T. OHSUGI³², N. OMODEI⁸, E. ORLANDO⁴³, J. F. ORMES⁴², M. OZAKI⁴⁴, D. PANEQUE⁴, J. H. PANETTA⁴, D. PARENT^{30,31}, V. PELASSA²⁶, M. PEPE^{14,15}, M. PESCE-ROLLINS⁸, F. PIRON²⁶, T. A. PORTER⁵, S. RAINÒ^{16,17}, R. RANDO^{12,13}, M. RAZZANO⁸, A. REIMER^{45,4}, O. REIMER^{45,4}, T. REPOSEUR^{30,31}, S. RITZ⁵, L. S. ROCHESTER⁴, A. Y. RODRIGUEZ⁴⁶, R. W. ROMANI⁴, M. ROTH¹⁹, F. RYDE^{47,7}, H. F.-W. SADROZINSKI⁵, R. SAMBRUNA²⁰, D. SANCHEZ¹⁸, A. SANDER⁴⁸, P. M. SAZ PARKINSON⁵, J. D. SCARGLE⁴⁹, C. SGRÒ⁸, M. S. SHAW⁴, D. A. SMITH^{30,31}, P. D. SMITH⁴⁸, G. SPANDRE⁸, P. SPINELLI^{16,17}, M. S. STRICKMAN², D. J. SUSON⁵⁰, H. TAJIMA⁴, H. TAKAHASHI³², T. TANAKA⁴, G. B. TAYLOR⁵¹, J. B. THAYER⁴, D. J. THOMPSON²⁰, L. TIBALDO^{12,9,13}, D. F. TORRES^{52,46}, G. TOSTI^{14,15}, A. TRAMACERE^{4,53}, Y. UCHIYAMA^{44,4}, T. L. USHER⁴, V. VASILEIOU^{20,24,25}, N. VILCHEZ³⁹, A. P. WAITE⁴, P. WANG⁴, B. L. WINER⁴⁸, K. S. WOOD², T. YLINEN^{47,54,7}, M. ZIEGLER⁵, D. E. HARRIS⁵⁵, F. MASSARO⁵⁵, Ł. STAWARZ^{56,4}

ApJ, accepted

ABSTRACT

We report the *Fermi*-LAT discovery of high-energy (MeV/GeV) γ -ray emission positionally consistent with the center of the radio galaxy M87, at a source significance of over 10σ in ten-months of all-sky survey data. Following the detections of Cen A and Per A, this makes M87 the third radio galaxy seen with the LAT. The faint point-like γ -ray source has a >100 MeV flux of $2.45 (\pm 0.63) \times 10^{-8}$ ph cm⁻² s⁻¹ (photon index = 2.26 ± 0.13) with no significant variability detected within the LAT observation. This flux is comparable with the previous EGRET upper limit ($< 2.18 \times 10^{-8}$ ph cm⁻² s⁻¹, 2σ), thus there is no evidence for a significant MeV/GeV flare on decade timescales. Contemporaneous *Chandra* and VLBA data indicate low activity in the unresolved X-ray and radio core relative to previous observations, suggesting M87 is in a quiescent overall level over the first year of *Fermi*-LAT observations. The LAT γ -ray spectrum is modeled as synchrotron self-Compton (SSC) emission from the electron population producing the radio-to-X-ray emission in the core. The resultant SSC spectrum extrapolates smoothly from the LAT band to the historical-minimum TeV emission. Alternative models for the core and possible contributions from the kiloparsec-scale jet in M87 are considered, and can not be excluded.

Subject headings: galaxies: active — galaxies: individual (M87) — galaxies: jets — gamma rays: observations — radiation mechanisms: non-thermal

¹ Corresponding authors: C. C. Cheung, ccheung@milkyway.gsfc.nasa.gov; W. McConville, wmconvi@umd.edu.

² Space Science Division, Naval Research Laboratory, Washington, DC 20375, USA

³ National Research Council Research Associate, National Academy of Sciences, Washington, DC 20001, USA

⁴ W. W. Hansen Experimental Physics Laboratory, Kavli Institute for Particle Astrophysics and Cosmology, Department of Physics and SLAC National Accelerator Laboratory, Stanford University, Stanford, CA 94305, USA

⁵ Santa Cruz Institute for Particle Physics, Department of Physics and Department of Astronomy and Astrophysics, University of California at Santa Cruz, Santa Cruz, CA 95064, USA

⁶ Department of Astronomy, Stockholm University, SE-106 91 Stockholm, Sweden

⁷ The Oskar Klein Centre for Cosmoparticle Physics, AlbaNova, SE-106 91 Stockholm, Sweden

⁸ Istituto Nazionale di Fisica Nucleare, Sezione di Pisa, I-56127 Pisa, Italy

⁹ Laboratoire AIM, CEA-IRFU/CNRS/Université Paris Diderot, Service d'Astrophysique, CEA Saclay, 91191 Gif sur Yvette, France

¹⁰ Istituto Nazionale di Fisica Nucleare, Sezione di Trieste, I-34127 Trieste, Italy

¹¹ Dipartimento di Fisica, Università di Trieste, I-34127 Trieste, Italy

¹² Istituto Nazionale di Fisica Nucleare, Sezione di Padova, I-35131 Padova, Italy

¹³ Dipartimento di Fisica "G. Galilei", Università di Padova, I-35131 Padova, Italy

¹⁴ Istituto Nazionale di Fisica Nucleare, Sezione di Perugia, I-06123 Perugia, Italy

¹⁵ Dipartimento di Fisica, Università degli Studi di Perugia, I-06123 Perugia, Italy

¹⁶ Dipartimento di Fisica "M. Merlin" dell'Università e del Politecnico di Bari, I-70126 Bari, Italy

¹⁷ Istituto Nazionale di Fisica Nucleare, Sezione di Bari, 70126 Bari, Italy

1. INTRODUCTION

As one of the nearest radio galaxies to us ($D = 16$ Mpc is adopted; Tonry 1991), M87 is amongst the best-studied of its source class. It is perhaps best known for its exceptionally bright arcsecond-scale jet (Curtis 1918), well-imaged at radio through X-ray frequencies at increasingly improved sensitivity and resolution over the decades (e.g., Biretta et al. 1991; Sparks et al. 1996; Marshall et al. 2002; Perlman & Wilson

2005). Near its central $\sim (3-6) \times 10^9$ solar mass supermassive black hole (Macchetto et al. 1997; Gebhardt & Thomas 2009), the jet base has been imaged down to ~ 0.01 pc resolution ($\sim 15-30 \times$ the Schwarzschild radius, Junor et al. 1999; Ly et al. 2007; Acciari et al. 2009).

At the highest energies, M87 is regularly detected by HESS, MAGIC, and VERITAS with variable TeV emission on timescales of years and flaring in a few days (Aharonian et al. 2006; Albert et al. 2008; Acciari et al. 2008, 2009). The sensitivity of these Cherenkov telescopes have also enabled the detection of another well-known nearby radio galaxy Cen A (Aharonian et al. 2009). Without comparable imaging resolution to the lower energy studies however, variability and spectral modeling are necessary to infer the production site of the TeV γ -rays and to deduce the source physical parameters.

At high energy γ -rays (~ 20 MeV – 100 GeV), we are similarly poised for new radio galaxy discoveries with the Large Area Telescope (LAT) aboard the recently launched *Fermi Gamma-ray Space Telescope* (Atwood et al. 2009). Indeed, we report here the detection of a faint, point-like γ -ray source positionally coincident with M87 using the *Fermi*-LAT. After the confirmation of the EGRET discovery of Cen A (Sreekumar et al. 1999; Abdo et al. 2009c, and in preparation), and the recent detection of Per A/NGC 1275 (Abdo et al. 2009b), this is the third radio galaxy successfully detected by *Fermi*. Unlike the known variable TeV source, there is so far no evidence for variability of the MeV/GeV emission in M87. An origin of the LAT emission from the unresolved parsec scale jet (hereafter, denoted as the ‘nucleus’ or ‘core’) observed contemporaneously with *Chandra* and the VLBA⁵⁷ is discussed. Potential contributions from the larger-scale ($\gtrsim 0.1-1$ kpc) jet to the unresolved γ -ray source are also briefly considered. Section 2 contains the details of the LAT observations, including a description of the *Chandra* and VLBA data utilized, with the discussion of these results in section 3.

2. OBSERVATIONS

The *Fermi*-LAT is a pair creation telescope which covers the energy range from ~ 20 MeV to >300 GeV (Atwood et al. 2009). It operates primarily in an ‘all-sky survey’ mode, scanning the entire sky approximately every three hours. The initial LAT detection of M87 resulted from nominal processing of 6-months of all-sky survey data, as was applied to the initial 3-month dataset described in Abdo et al. (2009a), with a test statistic (Mattox et al. 1996), $TS \sim 60$. Including here an additional 4-months of data, the TS increased to 108.5, which is equivalent to a source significance $\sim \sqrt{TS} = 10.4\sigma$. The resultant 10-month dataset (Aug. 4, 2008 - May 31, 2009) corresponds to mission elapsed times (MET) 239557418 to 265420800. Our analysis followed standard selections of “Diffuse” class events (Atwood et al. 2009) with energies

¹⁸ Laboratoire Leprince-Ringuet, École polytechnique, CNRS/IN2P3, Palaiseau, France

¹⁹ Department of Physics, University of Washington, Seattle, WA 98195-1560, USA

²⁰ NASA Goddard Space Flight Center, Greenbelt, MD 20771, USA

²¹ University College Dublin, Belfield, Dublin 4, Ireland

²² INAF-Istituto di Astrofisica Spaziale e Fisica Cosmica, I-20133 Milano, Italy

²³ Agenzia Spaziale Italiana (ASI) Science Data Center, I-00044 Frascati (Roma), Italy

²⁴ Center for Research and Exploration in Space Science and Technology (CREST), NASA Goddard Space Flight Center, Greenbelt, MD 20771, USA

²⁵ University of Maryland, Baltimore County, Baltimore, MD 21250, USA

²⁶ Laboratoire de Physique Théorique et Astroparticules, Université Montpellier 2, CNRS/IN2P3, Montpellier, France

²⁷ Department of Physics, Stockholm University, AlbaNova, SE-106 91 Stockholm, Sweden

²⁸ Royal Swedish Academy of Sciences Research Fellow, funded by a grant from the K. A. Wallenberg Foundation

²⁹ Dipartimento di Fisica, Università di Udine and Istituto Nazionale di Fisica Nucleare, Sezione di Trieste, Gruppo Collegato di Udine, I-33100 Udine, Italy

³⁰ Université de Bordeaux, Centre d’Études Nucléaires Bordeaux Gradignan, UMR 5797, Gradignan, 33175, France

³¹ CNRS/IN2P3, Centre d’Études Nucléaires Bordeaux Gradignan, UMR 5797, Gradignan, 33175, France

³² Department of Physical Sciences, Hiroshima University, Higashi-Hiroshima, Hiroshima 739-8526, Japan

³³ University of Maryland, College Park, MD 20742, USA

³⁴ INAF Istituto di Radioastronomia, 40129 Bologna, Italy

³⁵ University of Alabama in Huntsville, Huntsville, AL 35899, USA

³⁶ Department of Physics, Tokyo Institute of Technology, Meguro City, Tokyo 152-8551, Japan

³⁷ Waseda University, 1-104 Totsukamachi, Shinjuku-ku, Tokyo, 169-8050, Japan

³⁸ Cosmic Radiation Laboratory, Institute of Physical and Chemical Research (RIKEN), Wako, Saitama 351-0198, Japan

³⁹ Centre d’Étude Spatiale des Rayonnements, CNRS/UPS, BP 44346, F-30128 Toulouse Cedex 4, France

⁴⁰ George Mason University, Fairfax, VA 22030, USA

⁴¹ Istituto Nazionale di Fisica Nucleare, Sezione di Roma “Tor Vergata”, I-00133 Roma, Italy

⁴² Department of Physics and Astronomy, University of Denver, Denver, CO 80208, USA

⁴³ Max-Planck Institut für extraterrestrische Physik, 85748 Garching, Germany

⁴⁴ Institute of Space and Astronautical Science, JAXA, 3-1-1 Yoshinodai, Sagami, Kanagawa 229-8510, Japan

⁴⁵ Institut für Astro- und Teilchenphysik and Institut für Theoretische Physik, Leopold-Franzens-Universität Innsbruck, A-6020 Innsbruck, Austria

⁴⁶ Institut de Ciències de l’Espai (IEEC-CSIC), Campus UAB, 08193 Barcelona, Spain

⁴⁷ Department of Physics, Royal Institute of Technology (KTH), AlbaNova, SE-106 91 Stockholm, Sweden

⁴⁸ Department of Physics, Center for Cosmology and Astro-Particle Physics, The Ohio State University, Columbus, OH 43210, USA

⁴⁹ Space Sciences Division, NASA Ames Research Center, Moffett Field, CA 94035-1000, USA

⁵⁰ Department of Chemistry and Physics, Purdue University Calumet, Hammond, IN 46323-2094, USA

⁵¹ University of New Mexico, MSC07 4220, Albuquerque, NM 87131, USA

⁵² Institutió Catalana de Recerca i Estudis Avançats (ICREA), Barcelona,

Spain

⁵³ Consorzio Interuniversitario per la Fisica Spaziale (CIFS), I-10133 Torino, Italy

⁵⁴ School of Pure and Applied Natural Sciences, University of Kalmar, SE-391 82 Kalmar, Sweden

⁵⁵ Harvard-Smithsonian Center for Astrophysics, Cambridge, MA 02138, USA

⁵⁶ Astronomical Observatory, Jagiellonian University, 30-244 Kraków, Poland

⁵⁷ The National Radio Astronomy Observatory is a facility of the National Science Foundation operated under cooperative agreement by Associated Universities, Inc.

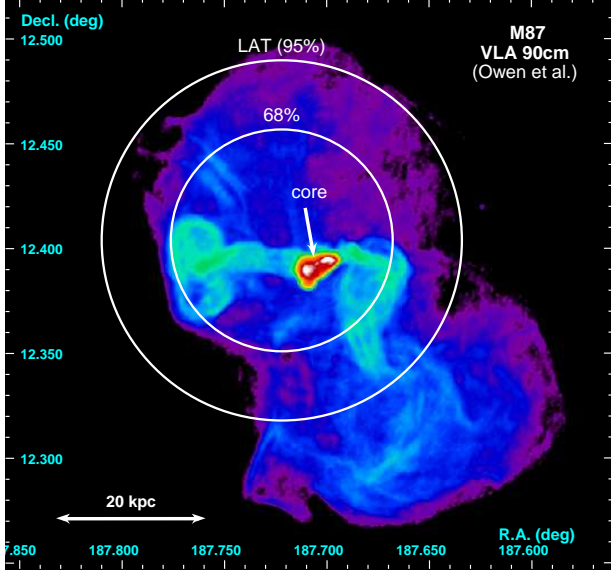


FIG. 1.— VLA $\lambda=90\text{cm}$ radio image from Owen et al. (2000) with the LAT γ -ray localization error circles indicated: $r_{95\%} = 5.2'$ and $r_{68\%} = 3.2'$ (statistical only; see § 2). The M87 core is the faint feature near the center of the few kpc-scale double-lobed radio structure (in white). At the adopted distance $D = 16$ Mpc, $1' = 4.7$ kpc.

$E > 200$ MeV, a zenith angle cut of $< 105^\circ$, and a rocking angle cut of 43° applied in order to avoid Earth albedo γ -rays. *Fermi* Science tools⁵⁸ version v9r10 and instrumental response functions (IRFs) version P6_V3_DIFFUSE were used for the analysis.

A localization analysis with GTFINDSRC resulted in a best-fit position, RA = $187^\circ.722$, Dec. = $12^\circ.404$ (J2000.0 equinox), with a 95% confidence error radius, $r_{95\%} = 0^\circ.086 = 5.2'$ (statistical only; $r_{68\%} = 3.2'$). To account for possible contamination from nearby sources, the model included all point sources detected at $> 5\sigma$ in an internal LAT 9-month source list within a region of interest (ROI) of $r=15^\circ$ centered on the γ -ray position. Galactic diffuse emission was modeled using GALPROP (Strong et al. 2004), updated to include recent gas maps and a more accurate decomposition into Galactocentric rings (galdef ID 54_59varh7S). An additional isotropic diffuse component modeled as a power-law was included. Figure 1 shows the resultant γ -ray source localization on a VLA radio image from Owen et al. (2000). The γ -ray source is positionally coincident with the known radio position of the M87 core (RA = $187^\circ.706$, Dec. = $12^\circ.391$; Fey et al. 2004), with an offset ($0^\circ.020 = 1.2'$) that is a small fraction of the localization circle. Currently, the best estimate of the systematic uncertainty in $r_{95\%}$ is $2.4'$ (Abdo et al. 2009a), which should be added in quadrature to the determined statistical one.

Spectral analysis was performed utilizing an unbinned likelihood fit of the > 200 MeV data with a power-law ($dN/dE \propto E^{-\Gamma}$) implemented in the GTLIKE tool. This resulted in $F(>100 \text{ MeV}) = 2.45 (\pm 0.63) \times 10^{-8} \text{ ph cm}^{-2} \text{ s}^{-1}$ with a photon index, $\Gamma = 2.26 \pm 0.13$; errors are statistical only. The flux was extrapolated down to 100 MeV to facilitate comparison with the previous EGRET non-detection of $< 2.18 \times 10^{-8} \text{ ph cm}^{-2} \text{ s}^{-1}$ (2σ) from observations spanning the 1990's (Reimer et al. 2003). Thus, there is no apparent changes in the flux (i.e., a rise) in the decade since the EGRET observations. Systematic errors of $(+0.17/-0.15) \times 10^{-8} \text{ ph cm}^{-2}$

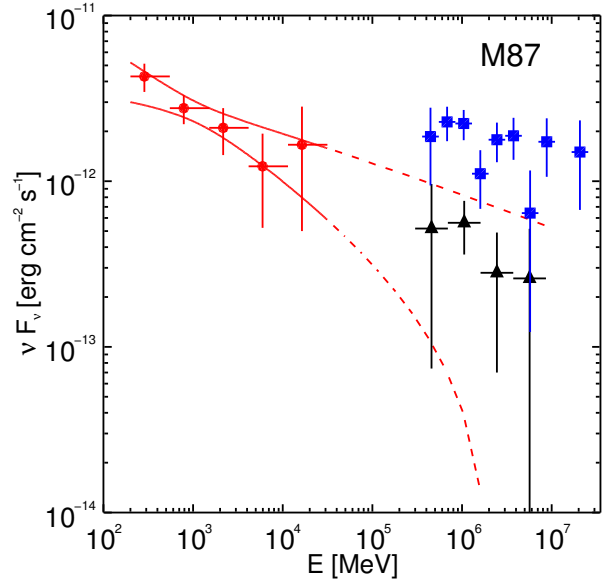


FIG. 2.— The observed LAT spectrum (red circles) with representative TeV measurements of M87 in a low state from the 2004 observing season (black triangles) and during a high state in 2005 (blue squares), both by HESS (Aharonian et al. 2006). The lines indicate 1σ bounds on the power law fit to the LAT data as well as its extrapolation into TeV energies.

s^{-1} on the flux and $+0.04/-0.11$ on the index were derived by bracketing the energy-dependent ROI of the IRFs to values of 10%, 5%, and 20% above and below their nominal values at $\log(E[\text{MeV}]) = 2, 2.75, \text{ and } 4$, respectively. The spectrum extends to just over 30 GeV where the highest energy photon is detected within the 95% containment. The LAT spectral data points presented in Figure 2 were generated by performing a subsequent likelihood analysis in five equal logarithmically spaced energy bins from 0.2–31.5 GeV. The 1σ bounds on the spectrum, obtained from the full > 200 MeV unbinned likelihood fit, were extended to higher energies for comparison with previous TeV measurements (see section 3).

Lightcurves were produced in 10-day (Figure 3) and 28-day (not shown) bins over the 10-month LAT dataset. Considering the limited statistics, it was necessary to fix the photon index to the (average) fitted value in order to usefully gauge variability in the flux. Considering only statistical errors of all the binned data points with $TS \geq 1$ (1σ), a χ^2 test against the weighted mean fluxes of the 10-day and 28-day lightcurves resulted in probabilities, $P(\chi^2, \nu) = 22\%$ and 70% , respectively, indicating plausible fits to the tested hypothesis. We conclude that there is no evidence for variability over the period of observations.

A radial profile of the γ -ray source counts (not shown) was extracted for the total energy range (> 200 MeV). The profile is consistent with that of a point source simulated at energies 0.2–200 GeV using the fitted spectral parameters above with a reduced $\chi^2 = 1.04$ for 20 degrees of freedom. The total $\sim 0^\circ.2$ extent of the 10's kpc-scale radio lobes of M87 (Figure 1; Owen et al. 2000) is comparable to the LAT angular resolution, $\theta_{68} \simeq 0^\circ.8 E_{\text{GeV}}^{-0.8}$ (Atwood et al. 2009). Therefore, from the presently available data, we can not disentangle (or exclude) a possible contribution of the extended radio features to the total γ -ray flux.

⁵⁸ <http://fermi.gsfc.nasa.gov/ssc/data/analysis/documentation/Cicerone/>

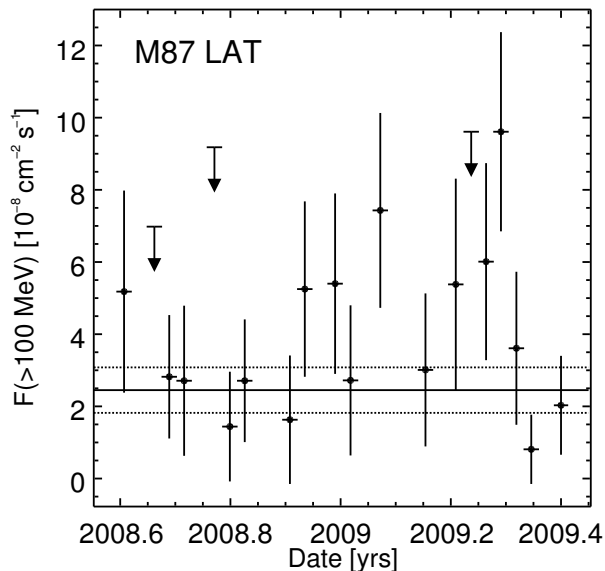


FIG. 3.— Lightcurve in 10-day bins obtained with the fitted photon index ($\Gamma=2.26$) fixed. The average flux is indicated with the solid horizontal line and the dotted lines are $\pm 1\sigma$ about the average. Data points with $TS < 1$ (i.e., 1σ) are shown as upper limits.

To gauge the X-ray activity of M87 over the duration of the LAT observations, we analyzed five new 5 ksec *Chandra* ACIS-S images obtained in ~ 6 week intervals between Nov. 2008 and May 2009 (PI: D. E. Harris). The X-ray core fluxes (0.5–7 keV) in these monitoring observations, $(1.2 - 1.6) \times 10^{-12}$ erg cm $^{-2}$ s $^{-1}$ ($\sim 0.4 - 0.6$ keV s $^{-1}$ in the units of Fig. 9 of Harris et al. 2009), are at the low end of the observed range over the last ~ 7 years. Additionally, the fractional variability is small ($\sigma/\langle \text{flux} \rangle \sim 0.1$), indicating low X-ray activity in the core over the LAT observing period.

At milli-arcsecond (mas) resolution in the radio band, M87 has been monitored with the VLBA at 15 GHz since 1995 as part of the 2cm survey (Kellermann et al. 2004) and MOJAVE (Lister et al. 2009) programs⁵⁹. These data were re-imaged uniformly at 0.6 mas \times 1.3 mas (position angle= -11°) resolution to match the additional map presented in Kovalev et al. (2007) resulting in 23 total measurements of the unresolved core flux up to the latest observation on Jan. 7, 2009 (one of the *Chandra* exposures described above was obtained on the same day). This observation is the only one overlapping with the LAT dataset and the peak flux of 1.05 Jy/beam is consistent with the average over all the measurements (1.11 ± 0.16 Jy/beam). An indication of the sensitivity of these data to detecting flaring core emission is that the high flux state observed in the detailed 43 GHz VLBA monitoring at the time of TeV flaring in 2008 (Acciari et al. 2009, see § 3) is visible in the 15 GHz data as a single high point on May 1, 2008 (1.45 Jy/beam)⁶⁰. This only suggests a period of low activity in the radio core (as reflected in the X-ray data), as the single

⁵⁹ See: <http://www.physics.purdue.edu/MOJAVE/>

⁶⁰ Conversely, during the previous TeV flaring period spanning March - May 2005 (Aharonian et al. 2006), no comparable flare was visible in the VLBA 15 GHz core: 1.02 Jy/beam peak on Apr. 21st and 0.98 Jy/beam on Nov. 7th. Instead, the flaring X-ray/optical/radio knot HST-1 (60 pc from the core, projected) was observed to peak in early 2005 (Harris et al. 2009), suggesting an association with the variable TeV source (Cheung et al. 2007).

radio flux may not be representative of the entire 10-month LAT viewing period.

3. DISCUSSION

In blazars, it is commonly believed that γ -rays are produced in compact emission regions moving with relativistic bulk velocities in or near the parsec scale core in order to explain the observed rapid variability and to avoid catastrophic pair-production (e.g., Dondi & Ghisellini 1995). Consequently, it is natural to extend this supposition to radio galaxies (Chiaberge et al. 2001) which are believed to have jets oriented at systematically larger angles to our line of sight, thus constituting the parent population of blazars. Indeed, in the case of M87, a significant months timescale rise in the flux of the sub-pc scale radio core was discovered with the VLBA (at 43 GHz) during a period in early 2008 when few day timescale TeV flaring was detected (Acciari et al. 2009). During this period of increased activity, a *Chandra* measurement of the sub-arcsecond scale X-ray nucleus also indicated a relatively higher flux than seen in past observations (Harris et al. 2009), thus signaling a common origin for the flaring emissions in the M87 nucleus. Therefore, during periods of lower γ -ray activity, the radio/X-ray core can also be considered a dominant source of the unresolved higher-energy emission, and we discuss this in the context of the LAT MeV/GeV detection.

In Figure 2, the LAT spectrum of M87 is plotted along with representative integrated TeV spectra from HESS (Aharonian et al. 2006). The TeV measurements cover periods when M87 was in its historical-minimum (in 2004), and during a high state (in 2005 - cf., Fig. 3 in Acciari et al. 2008). Although the formal difference in the fitted photon indices of the TeV data at high and low states is not statistically significant ($\Gamma = 2.22 \pm 0.15$ and 2.62 ± 0.35 , respectively), the LAT MeV/GeV spectrum ($\Gamma = 2.3$) connects smoothly with the low-state TeV spectrum. Taken together with the X-ray and radio measurements obtained during the LAT observation (§ 2), we view this as an indication that M87 is in an overall low γ -ray activity state during the considered period. In fact, no significant TeV flaring was detected in a preliminary analysis of 18 hrs of contemporaneous VERITAS observations from Jan. - Apr. 2009 (Hui 2009).

M87 is the faintest γ -ray radio galaxy detected so far by the LAT with a >100 MeV flux ($\sim 2.5 \times 10^{-8}$ ph cm $^{-2}$ s $^{-1}$) about an order of magnitude lower than in Cen A (Abdo et al. 2009c) and Per A (Abdo et al. 2009b); the corresponding >100 MeV luminosity, 4.9×10^{41} erg s $^{-1}$, is $4\times$ greater than that of Cen A, but $>200\times$ smaller than in Per A. There is no evidence of intra-year or decade-timescale MeV/GeV variability in M87 (§ 2), in contrast to the $\gtrsim 7\times$ and $\sim 1.6\times$ larger observed LAT fluxes than the previous EGRET ones in the cases of Per A (Abdo et al. 2009b) and Cen A (Abdo et al. 2009c), respectively. The γ -ray photon index of M87 in the LAT band is similar to that of Per A ($\Gamma = 2.3$ and 2.2 , respectively), while being smaller than observed in Cen A ($\Gamma = 2.9$; Abdo et al. 2009c). These sources are low-power (FRI) radio galaxies, and have broad low-energy synchrotron and high-energy inverse Compton (IC) components in their spectral energy distributions (SEDs) peaking roughly in the infrared and γ -ray bands, respectively. Low-energy peaked BL Lac objects have similar shaped SEDs, with approximately equal apparent luminosities (e.g., Kubo et al. 1998). As FRI radio galaxies are believed to constitute the parent population of BL Lacs in unified schemes (Urry & Padovani 1995), the overall similar-

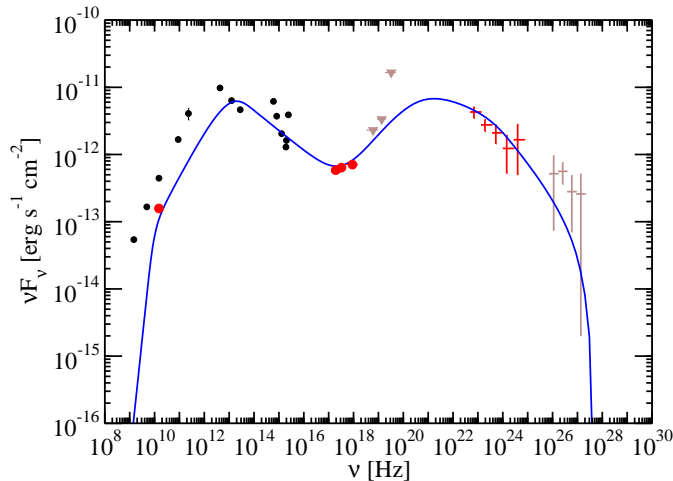


FIG. 4.— SED of M87 with the LAT spectrum and the Jan. 7, 2009 MOJAVE VLBA 15 GHz and *Chandra* X-ray measurements of the core indicated in red. The non-simultaneous 2004 TeV spectrum described in Figure 2 and *Swift*/BAT hard X-ray limits (§ 3) of the integrated emission are shown in light brown. Historical measurements of the core from VLA 1.5, 5, 15 GHz (Biretta et al. 1991), IRAM 89 GHz (Despringre et al. 1996), SMA 230 GHz (Tan et al. 2008), *Spitzer* 70, 24 μ m (Shi et al. 2007), Gemini 10.8 μ m (Perlman et al. 2001), *HST* optical/UV (Sparks et al. 1996), and *Chandra* 1 keV from Marshall et al. (2002, hidden behind the new measurements) are plotted as black circles. The VLBA 15 GHz flux is systematically lower than the historical arcsec-resolution radio to infrared measurements due to the presence of intermediate scale emission (see e.g., Kovalev et al. 2007). The blue line shows the one-zone SSC model fit for the core described in § 3.

ity of their SEDs is not surprising.

We construct a SED for M87 (Figure 4) using the the LAT γ -ray spectrum and the overlapping Jan. 7, 2009 *Chandra* and VLBA measurements of the core. Also plotted are historical radio to X-ray fluxes of the core (see Sparks et al. 1996; Tan et al. 2008) measured at the highest resolutions at the respective frequencies. The core is known to be variable, with factors of ~ 2 changes on months timescales common in the optical and X-ray bands (Perlman et al. 2003; Harris et al. 2009). To help constrain the overall SED at frequencies between the X-ray and LAT measurements, we determined integrated 3σ upper limits in three hard X-ray bands (following, Ajello et al. 2008) based on the *Swift*/BAT dataset in Ajello et al. (2009), including about another additional year of exposure (i.e., ~ 4 years total from Mar. 2005 - Jan. 2009).

The broad-band SED is fit with a homogeneous one-zone synchrotron self-Compton (SSC) jet model (Finke et al. 2008) assuming an angle to the line of sight, $\theta=10^\circ$, and bulk Lorentz factor, $\Gamma_b = 2.3$ (Doppler factor, $\delta = 3.9$), consistent with observations of apparent motions of $\gtrsim 0.4c$ ($\Gamma_b > 1.1$) in the parsec-scale radio jet (Ly et al. 2007). A broken power-law electron energy distribution $N(\gamma) \propto \gamma^{-p}$ is assumed, and the indices, $p_1 = 1.6$ for $\gamma = [1, 4 \times 10^3]$ and $p_2 = 3.6$ for $\gamma = [4 \times 10^3, 10^7]$ are best guesses based on the available core measurements. The normalization at low energies is constrained by the single contemporaneous VLBA 15 GHz flux which is measured with $\sim 10^2 - 10^3 \times$ better resolution than the adjacent points. The source radius, $r = 1.4 \times 10^{16}$ cm = 4.5 mpc is chosen to be consistent with the best VLBA 43 GHz map resolution ($r < 7.8$ mpc = 0.1 mas, Junor et al. 1999; Ly et al. 2007) and is of order the size implied by the few day timescale TeV variability (Acciari et al. 2009). For the source size adopted, internal $\gamma - \gamma$ absorption is avoided so that the LAT spectrum extends relatively smoothly into the TeV band, consistent with the historical-minimum flux de-

tection by HESS (Aharonian et al. 2006) and the preliminary upper limit of $< 1.9\%$ Crab from VERITAS observations (Hui 2009) contemporaneous with the LAT ones.

In the SSC model, the magnetic field is $B = 55$ mG and assuming the proton energy density is $10 \times$ greater than the electron energy density, the total jet power is $P_j \sim 7.0 \times 10^{43}$ erg s^{-1} . The jet power is particle dominated, with only a small contribution from the magnetic field component ($P_B \sim 2 \times 10^{40}$ erg s^{-1}). In comparison, the total kinetic power in the jet is $\sim \text{few} \times 10^{44}$ erg s^{-1} as determined from the energetics of the kpc-scale jet and lobes (Bicknell & Begelman 1996), and is consistent with the jet power available from accretion, $P_j \lesssim 10^{45}$ erg s^{-1} (Reynolds et al. 1996; Di Matteo et al. 2003). These power estimates are similar to those derived for BL Lacs from similarly modeling their broad-band SEDs (e.g., Celotti & Ghisellini 2008).

As applied to M87, such single-zone SSC emission models also reproduce well the broad-band SEDs up to MeV/GeV energies in the radio galaxies Per A (Abdo et al. 2009b) and Cen A (Chiaberge et al. 2001). In this context, the observed MeV/GeV γ -ray fluxes of blazars appear to be correlated with their compact radio cores (Abdo et al. 2009c; Kovalev et al. 2009), suggesting a common origin in the Doppler boosted emission in the sub-parsec scale jets. The fact that the 3 radio galaxies detected by the LAT so far have amongst the brightest ($\gtrsim 1$ Jy) unresolved radio cores, in line with these expectations (Ghisellini et al. 2005), lend evidence for a common connection between the γ -ray and radio emitting zones in such jets.

It should be emphasized that these observations are not simultaneous and particularly, the TeV emission is known to be variable on year timescales, so other emission components may contribute to the variable emission. Therefore, although not strictly required, more sophisticated models over the single-zone one presented can reproduce or contribute to the observed emission. In particular, the beaming requirements in the one-zone SSC modeling of the three known γ -ray radio galaxies are systematically lower than required in BL Lacs, suggesting velocity profiles in the flow (Chiaberge et al. 2001). Such models (Georganopoulos et al. 2005; Tavecchio & Ghisellini 2008) have in fact been used to fit the SED of M87 in addition to models based on additional spatial structure (e.g., Lenain et al. 2007). Protons, being inevitably accelerated if they co-exist with electrons in the emission regions, probably dominate energetically and dynamically the jets of powerful AGN (e.g., Celotti & Ghisellini 2008). Applying the synchrotron-proton blazar model (Mücke et al. 2003; Reimer et al. 2004) to the quiescent M87 data set yields reasonable agreement model fits that support a highly magnetized compact emission region with approximate equipartition between fields and particles and a total jet power comparable with the above estimates, where protons are accelerated up to $\sim 10^9$ GeV.

Outside of the pc-scale core, the well-known arcsecond-scale jet (e.g., Biretta et al. 1991; Marshall et al. 2002; Perlman & Wilson 2005) is also a possible source of IC emission. As both the LAT and TeV telescopes are unable to spatially resolve emission on such small scales, the expected spectral and temporal properties of the predicted emission must be examined. On the observed scales, the dominant seed photon source is the host galaxy starlight, and such an IC/starlight model applied to one of the brightest resolved knots in the jet – knot A, ~ 1 kpc projected distance

from the core – results in a spectrum peaking at TeV energies (Stawarz et al. 2005), thus producing a harder MeV/GeV spectrum than observed by the LAT. Even closer to the core (~ 60 pc, projected), the superluminal knot HST-1 ($> 4c-6c$; Biretta et al. 1999; Cheung et al. 2007) is a more complex case. This knot is more compact than knot A, and its IC emission is expected to be further enhanced by the increased energy densities of the surrounding circumnuclear and galactic photon fields, as well of the comoving synchrotron radiation (Stawarz et al. 2006). The radio/optical/X-ray fluxes of HST-1 have been declining since its giant flare peaked in 2005 (Harris et al. 2009), with current X-ray fluxes comparable to its pre-flare levels in 2002. Considering the variable and compact nature of the source (with observed months doubling timescales implying $r \lesssim 22\delta$ mpc; cf., footnote 60), the predicted IC spectrum has a complex temporal and spectral behavior. In the absence of detailed contemporaneous measurements, its possible role in the production of the LAT observed MeV/GeV emission is unclear.

Continued LAT monitoring of M87 coordinated with multi-wavelength observations can extend the current study of ‘quiescent’ emission to possible flaring, in order to further address the physics of the radiation zone. While the extragalactic γ -ray sky is dominated by blazars (Hartman et al. 1999; Abdo et al. 2009c), this optimistically indicates an emerging population of γ -ray radio galaxies. Other examples, including the few possible associations with EGRET detections like, NGC 6251 (Mukherjee et al. 2002) and 3C 111 (Sguera et al. 2005; Hartman et al. 2008) await confirmation with the LAT, and more radio galaxies are expected to be detected at lower fluxes. This holds great promise for systematic studies of relativistic jets with a range of viewing geometries in the high

energy γ -ray window opened up by the *Fermi*-LAT.

The *Fermi* LAT Collaboration acknowledges generous ongoing support from a number of agencies and institutes that have supported both the development and the operation of the LAT as well as scientific data analysis. These include the National Aeronautics and Space Administration and the Department of Energy in the United States, the Commissariat à l’Energie Atomique and the Centre National de la Recherche Scientifique / Institut National de Physique Nucléaire et de Physique des Particules in France, the Agenzia Spaziale Italiana and the Istituto Nazionale di Fisica Nucleare in Italy, the Ministry of Education, Culture, Sports, Science and Technology (MEXT), High Energy Accelerator Research Organization (KEK) and Japan Aerospace Exploration Agency (JAXA) in Japan, and the K. A. Wallenberg Foundation, the Swedish Research Council and the Swedish National Space Board in Sweden.

Additional support for science analysis during the operations phase is gratefully acknowledged from the Istituto Nazionale di Astrofisica in Italy.

C.C.C. was supported by an appointment to the NASA Postdoctoral Program at Goddard Space Flight Center, administered by Oak Ridge Associated Universities through a contract with NASA. Support from NASA grants GO8-9116X and GO9-0108X (D.E.H., F.M.) and the Foundation BLANCEFLOR Boncompagni-Ludovisi, n’ee Bildt (F.M.) are acknowledged. This research has made use of data from the MOJAVE database that is maintained by the MOJAVE team (Lister et al. 2009). We thank F. Owen for providing the VLA 90cm image.

REFERENCES

- Abdo, A., et al. (Fermi-LAT collaboration), 2009a, ApJS, 183, 46
 Abdo, A., et al. (Fermi-LAT collaboration), 2009b, ApJ, 699, 31
 Abdo, A., et al. (Fermi-LAT collaboration), 2009c, ApJ, 700, 597
 Acciari, V. A., et al. 2008, ApJ, 679, 397
 Acciari, V. A., et al. 2009, Science, 325, 444
 Aharonian, F., et al. 2006, Science, 314, 1424
 Aharonian, F., et al. 2009, ApJ, 695, L40
 Ajello, M., et al. 2008, ApJ, 673, 96
 Ajello, M., et al. 2009, ApJ, 699, 603
 Albert, J., et al. 2008, ApJ, 685, L23
 Atwood, W. B., et al. 2009, ApJ, 697, 1071
 Bicknell, G. V., & Begelman, M. C. 1996, ApJ, 467, 597
 Biretta, J. A., Stern, C. P., & Harris, D. E. 1991, AJ, 101, 1632
 Biretta, J. A., Sparks, W. B., & Macchetto, F. 1999, ApJ, 520, 621
 Celotti, A., & Ghisellini, G. 2008, MNRAS, 385, 283
 Cheung, C. C., Harris, D. E., & Stawarz, L. 2007, ApJ, 663, L65
 Chiaberge, M., Capetti, A., & Celotti, A. 2001, MNRAS, 324, L33
 Curtis, H. D. 1918, Pub. Lick Obs., 13, 31
 Despringre, V., Fraix-Burnet, D., & Davoust, E. 1996, A&A, 309, 375
 Di Matteo, T., Allen, S. W., Fabian, A. C., Wilson, A. S., & Young, A. J. 2003, ApJ, 582, 133
 Dondi, L., & Ghisellini, G. 1995, MNRAS, 273, 583
 Fey, A. L., et al. 2004, AJ, 127, 3587
 Finke, J. D., Dermer, C. D., Böttcher, M. 2008, ApJ, 686, 181
 Gebhardt, K., & Thomas, J. 2009, ApJ, 700, 1690
 Georganopoulos, M., Perlman, E. S., & Kazanas, D. 2005, ApJ, 634, L33
 Ghisellini, G., Tavecchio, F., & Chiaberge, M. 2005, A&A, 432, 401
 Harris, D. E., Cheung, C. C., Stawarz, L., Biretta, J. A., & Perlman, E. S. 2009, ApJ, 699, 305
 Hartman, R. C., et al. 1999, ApJS, 123, 79
 Hartman, R. C., Kadler, M., & Tueller, J. 2008, ApJ, 688, 852
 Hui, C. M. (for the VERITAS collaboration) 2009, Proc. 31st ICRC, in press: arXiv:0907.4792v1
 Junor, W., Biretta, J. A., & Livio, M. 1999, Nature, 401, 891
 Kellermann, K. I., et al. 2004, ApJ, 609, 539
 Kovalev, Y. Y., Lister, M. L., Homan, D. C., & Kellermann, K. I. 2007, ApJ, 668, L27
 Kovalev, Y. Y., et al. 2009, ApJ, 696, L17
 Kubo, H., Takahashi, T., Madejski, G., Tashiro, M., Makino, F., Inoue, S., & Takahara, F. 1998, ApJ, 504, 693
 Lenain, J.-P., Boisson, C., Sol, H., & Katarzyński, K., 2008, A&A, 478, 111
 Lister, M. L., et al. 2009, AJ, 137, 3718
 Ly, C., Walker, R. C., & Junor, W. 2007, ApJ, 660, 200
 Macchetto, F., et al. 1997, ApJ, 489, 579
 Marshall, H. L., Miller, B. P., Davis, D. S., Perlman, E. S., Wise, M., Canizares, C. R., & Harris, D. E. 2002, ApJ, 564, 683
 Mattox, J. R., et al. 1996, ApJ, 461, 396
 Mücke, A., Protheroe, R. J., Engel, R., Rachen, J. P., & Stanev, T. 2003, Astropart. Phys., 18, 593
 Mukherjee, R., Halpern, J., Mirabal, N., & Gotthelf, E. V. 2002, ApJ, 574, 693
 Owen, F. N., Eilek, J. A., & Kassim, N. E. 2000, ApJ, 543, 611
 Perlman, E. S., Sparks, W. B., Radomski, J., Packham, C., Fisher, R. S., Piña, R., & Biretta, J. A. 2001, ApJ, 561, L51
 Perlman, E. S., Harris, D. E., Biretta, J. A., Sparks, W. B., & Macchetto, F. D. 2003, ApJ, 599, L65
 Perlman, E. S., & Wilson, A. S. 2005, ApJ, 627, 140
 Reimer, A., Protheroe, R. J., & Donea, A.-C. 2004, A&A, 419, 89
 Reimer, O., Pohl, M., Sreekumar, P., & Mattox, J. R. 2003, ApJ, 588, 155
 Reynolds, C. S., Di Matteo, T., Fabian, A. C., Hwang, U., & Canizares, C. R. 1996, MNRAS, 283, L111
 Sguera, V., Bassani, L., Malizia, A., Dean, A. J., Landi, R., & Stephen, J. B. 2005, A&A, 430, 107
 Shi, Y., Rieke, G. H., Hines, D. C., Gordon, K. D., & Egami, E. 2007, ApJ, 655, 781
 Sparks, W. B., Biretta, J. A., & Macchetto, F. 1996, ApJ, 473, 254
 Sreekumar, P., Bertsch, D. L., Hartman, R. C., Nolan, P. L., & Thompson, D. J. 1999, Astropart. Phys., 11, 221
 Stawarz, L., Siemiginowska, A., Ostrowski, M., & Sikora, M. 2005, ApJ, 626, 120

Stawarz, Ł., Aharonian, F., Kataoka, J., Ostrowski, M., Siemiginowska, A.,
& Sikora, M. 2006, MNRAS, 370, 981
Strong, A. W., Moskalenko, I. V., & Reimer, O. 2004, ApJ, 613, 962
Tan, J. C., Beuther, H., Walter, F., & Blackman, E. G. 2008, ApJ, 689, 775
Tavecchio, F., & Ghisellini, G. 2008, MNRAS, 285, L98

Tonry, J. L. 1991 ApJ, 373, L1
Urry, C. M., & Padovani, P. 1995, PASP, 107, 803