

# Calculation of CSR impedance using mode expansion method

G. V. Stupakov\*

*SLAC National Accelerator Laboratory, Menlo Park, CA 94025, USA*

I. A. Kotelnikov<sup>†</sup>

*Budker Institute of Nuclear Physics, Lavrent'yev Prospect 11, Novosibirsk, 630090, Russia*

We study an impedance due to coherent synchrotron radiation (CSR) generated by a short bunch of charged particles passing through a dipole magnet of finite length in a vacuum chamber of a given cross section. In our method we decompose the electromagnetic field of the beam over the eigenmodes of the toroidal chamber and derive a system of equations for the expansion coefficients in the series. The general method is further specialized for a toroidal vacuum chamber of a rectangular cross section where the eigenmodes can be computed analytically. We also develop a computer code that calculates the CSR impedance for a toroid of rectangular cross section. Numerical results obtained with the code are presented in the paper.

## I. INTRODUCTION

Synchrotron radiation of a relativistic beam moving in a toroidal chamber with conducting walls has been extensively studied in the past (see, e.g., [1–3]). The effect of the coherent radiation on beam dynamics is usually formulated in terms of a so called coherent synchrotron radiation (CSR) impedance or wake field. Many important features of the CSR impedance has been analyzed based on an exact solution of Maxwell's equations for rectangular cross section of the chamber. In the limit when the characteristic transverse size of the vacuum chamber  $L$  is much smaller than the toroid radius  $R$ ,  $L \ll R$ , this solution can be simplified, and the wake field and impedance can be computed. A special case of a beam propagating between parallel conducting plates can be

---

\*Electronic address: [stupakov@slac.stanford.edu](mailto:stupakov@slac.stanford.edu)

<sup>†</sup>Electronic address: [I.A.Kotelnikov@inp.nsk.su](mailto:I.A.Kotelnikov@inp.nsk.su)

treated using a simpler method of image charges [4]. The results of the parallel plates model are formulated in a relatively simple analytical expressions, and are widely used in applications.

One of the drawbacks of the previous approaches [1–4] is that they are only applicable to a very specific geometry of the toroid, for which Maxwell’s equations allow separation of variables. A different and a more general approach to the problem was proposed by the authors in Ref. 5. It uses the smallness of the parameter  $\epsilon = \sqrt{L/R}$  to simplify Maxwell’s equations, keeping only terms of the lowest order in  $\epsilon$ . It turns out that in this approximation the transverse components of the electric field satisfy a so called parabolic equation which was proposed more than fifty years ago in the diffraction theory [6], and has been widely used since that time. It is also a standard approximation in the FEL theory [7], and more recently was applied to the beam radiation problems in free space [8] and to the theory of high frequency impedance [9]. In a subsequent development of the method [10, 11], Agoh and Yokoya added a source term to the parabolic equation due to the beam current and developed an algorithm for its numerical solution. Important practical results for various accelerators were obtained using the code in [12, 13].

In this paper we continue developing the approach of Ref. 5 and apply it to the case of the coherent synchrotron radiation of a beam that passes through a bend magnet of finite length. The

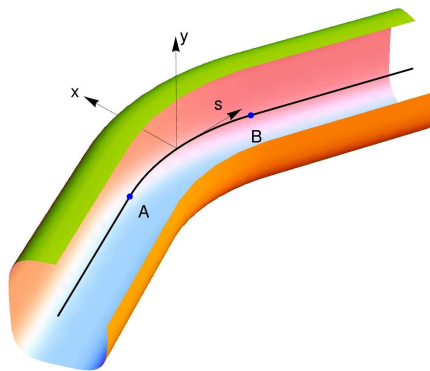


FIG. 1: A section of a vacuum chamber with toroidal bend between points A and B (a quarter of the pipe is cut out to expose the internal parts of the drawing). The thick black solid line is the central line of the pipe. Shown is a local coordinate system at position with the longitudinal coordinate equal  $s$ .

geometry of the problem is shown in Fig. 1: it includes a toroidal segment and two long straight sections connected to the toroidal one. The first, entrance straight section is connected to the

toroidal one at point A, and the second, exit section is connected at point B. The cross section of every pipe is assumed to be the same. The length of the toroidal segment is equal to  $l$  as measured along the central line of the toroid between points A and B. This central line is assumed to be a plane curve. The coordinate along the axis of the toroid is  $s$ ; it is chosen in such a way that the beam propagates in the positive direction. We also use  $x$  and  $y$  coordinates in directions transverse to  $s$ : the coordinate  $y$  is perpendicular to the plane of the central line, and the coordinate  $x$  is measured along the radius of the curvature of the central line. The origin of the coordinate system  $x, y$  is located on the central line of the pipe.

We note that the wakefield of a point charge for the trajectory shown in Fig. 1 in free space, in the absence of metallic walls, was calculated in Ref. 14.

We assume that a bunch of ultrarelativistic charged particles travels through the bend with the velocity  $v$  close to the speed of light and use the approximation  $v = c$ . We also assume that the bunch length  $\sigma_z$  is much smaller than the characteristic transverse size  $L$ —in the opposite limit the frequencies associated with the bunch are below the cutoff, and the bunch does not radiate. Although not required in the general method, we make several additional simplifying assumptions: a) the transverse size of the beam is small and can be neglected, and b) the beam orbit coincides with the central line of the pipe. It follows also from these assumptions that the longitudinal distribution of the beam (relative to its central point) does not change with time—it is “frozen” by the requirements of  $v = c$  and the zero transverse extension of the beam.

Our approach to the general problem is split into several steps. In Section II we first present and analyze a parabolic equation that describes excitation of the electromagnetic field by moving charges inside of a toroidal section of the waveguide of radius  $R$ . Of course, this equation is also valid for a straight cylindrical pipe, where formally  $R = \infty$ . Eigenmodes in a toroidal waveguide and the general method of finding electromagnetic field of the beam by means of expanding it over the modes is described in Section III. We then consider, in Section IV, the specific problem of a beam entering the toroid from a straight pipe, and, in Section V, a beam exiting from the toroid to the straight waveguide. General formulae obtained for arbitrary shape of the cross section of the waveguides and arbitrary transverse profile of the beam density are then applied to the case of a rectangular cross section and a narrow beam in Section VI. Finally, in Section VII, we present numerical results for the longitudinal CSR wake field for several different geometries of the toroid.

Throughout the paper we assume a perfect conductivity of the walls.

## II. PARABOLIC EQUATION FOR THE FIELD

In this section we present a parabolic equation for the electromagnetic field generated by a beam of charged particles in a toroidal waveguide with a given cross section. The detailed derivation of the equation can be found in [5, 10]; here we only present the equation and discuss its conditions of validity.

We consider a section of a smooth toroidal vacuum chamber of radius  $R$  and arbitrary cross section as the one shown in Fig. 1 between points A and B. The parabolic equation is formulated for the electric field and the current in the curvilinear coordinate system  $x$ ,  $y$  and  $s$  shown in Fig. 1. We introduce the Fourier transformed electric field  $\hat{\mathbf{E}}$  and the longitudinal component of the current  $\hat{j}_s$  with the aid of the following expressions

$$\hat{\mathbf{E}}(x, y, s, \omega) = \int_{-\infty}^{\infty} dt e^{i\omega t - iks} \mathbf{E}(x, y, s, t), \quad \hat{j}_s(x, y, s, \omega) = \int_{-\infty}^{\infty} dt e^{i\omega t - iks} j_s(x, y, s, t), \quad (1)$$

where  $k \equiv \omega/c$ . We also introduce the transverse component of the electric field  $\hat{\mathbf{E}}_{\perp}$  as a two-dimensional vector  $\hat{\mathbf{E}}_{\perp} = (\hat{E}_x, \hat{E}_y)$ , and the longitudinal component of the electric field  $\hat{E}_s$ . Note that the additional factor  $e^{-iks}$  in Eqs. (1) removes a rapidly oscillating dependence of the Fourier components on the variable  $s$ , typical for waves propagating along  $s$  with the velocity close to the speed of light.

A mathematical assumption that leads to the parabolic equation is a slow dependence of the functions  $\hat{\mathbf{E}}_{\perp}$  and  $\hat{j}_s$  versus  $s$ , such that  $\partial/\partial s \ll k$ . It means that we are interested in components of the field propagating in the positive direction of  $s$  at small angles to the axis of the toroid. In particular, we neglect a part of the field propagating in the negative direction of  $s$ . As was shown in Refs. 5, 10 using this approximation for the electric field  $\hat{\mathbf{E}}_{\perp}$  generated by the beam inside the toroid leads to the following parabolic equation

$$\frac{\partial}{\partial s} \hat{\mathbf{E}}_{\perp} = \frac{i}{2k} \left( \nabla_{\perp}^2 \hat{\mathbf{E}}_{\perp} + \frac{2k^2 x}{R} \hat{\mathbf{E}}_{\perp} - \frac{4\pi}{c} \nabla_{\perp} \hat{j}_s \right), \quad (2)$$

where  $\nabla_{\perp} = (\partial/\partial x, \partial/\partial y)$ . The longitudinal electric field can be expressed through the transverse one and the current

$$\hat{E}_s = \frac{i}{k} \left( \nabla_{\perp} \cdot \hat{\mathbf{E}}_{\perp} - \frac{4\pi}{c} \hat{j}_s \right). \quad (3)$$

Boundary conditions for Eq. (2) are imposed on the metal wall by the requirement that the tangential components of the electric field vanish on the surface of the toroid. If  $\mathbf{n}$  is a normal

vector to the surface, we have

$$\hat{\mathbf{E}}_{\perp}\Big|_{\text{wall}} \times \mathbf{n} = 0, \quad \hat{\mathbf{E}}_s\Big|_{\text{wall}} = 0. \quad (4)$$

It follows from Eq. (3) that, if the density of the current on the wall vanishes, the second equation in (4) reduces to  $(\text{div } \hat{\mathbf{E}}_{\perp})\Big|_{\text{wall}} = 0$ .

Note that an axisymmetric version of Eq. (2) for a straight pipe ( $R = \infty$ ) was used in [9] for a study of the longitudinal impedance in the limit of high frequencies.

### III. EIGENMODES AND BEAM FIELD EXPANSION

Within the framework of the parabolic equation a toroidal waveguide possesses a set of eigenmodes which are special solutions of Eq. (2) with  $\hat{j}_s = 0$ . Each eigenmode can be characterized by two integer indices,  $m$  and  $p$ , and the wave number  $q_{mp}(\omega)$ , which is a function of frequency  $\omega$ ,

$$\hat{\mathbf{E}}_{mp,\perp}(x, y, s) = \mathcal{E}_{mp,\perp}(x, y) e^{iq_{mp}(\omega)s}, \quad \hat{\mathbf{E}}_{mp,s}(x, y, s) = \mathcal{E}_{mp,s}(x, y) e^{iq_{mp}(\omega)s}. \quad (5)$$

To simplify notations we do not indicate the argument  $\omega$  in the components of the field in Eq. (5). We will also drop arguments of these functions in what follows in cases where it does not lead to confusion. A time dependent solution corresponding to a given mode is given by

$$\mathbf{E}_{mp,\perp} = \mathcal{E}_{mp,\perp}(x, y) e^{-i\omega t + ik_{mp}(\omega)s}, \quad E_{mp,s} = \mathcal{E}_{mp,s}(x, y) e^{-i\omega t + ik_{mp}(\omega)s}, \quad (6)$$

with  $k_{mp}(\omega) = q_{mp}(\omega) + k$ . Note that the validity condition for the parabolic equation  $\partial/\partial s \ll k$  requires  $|q_{mp}| \ll k$ , which means that the frequency of the mode is much larger the cutoff frequency (at which  $k_{mp} = 0$ ).

The transverse structure of the mode and the eigenvalue  $q_{mp}(\omega)$  are determined from the homogeneous parabolic equation:

$$iq_{mp} \mathcal{E}_{mp,\perp} = \frac{i}{2k} \left( \nabla_{\perp}^2 \mathcal{E}_{mp,\perp} + \frac{2k^2 x}{R} \mathcal{E}_{mp,\perp} \right), \quad (7)$$

which is obtained by putting (5) into Eq. (2) and setting  $\hat{j}_s = 0$ . The longitudinal component of the field can be expressed through the perpendicular components using Eq. (3):

$$\mathcal{E}_{mp,s} = \frac{i}{k} \nabla_{\perp} \cdot \mathcal{E}_{mp,\perp}. \quad (8)$$

As we will see below in the analysis of eigenmodes of a rectangular waveguide (Eq. (59)), the parabolic equation correctly describes modes at frequencies much higher than their cutoff

frequencies. Such modes make a dominant contribution to the impedance of a bunch with a length much shorter than the characteristic transverse size of the waveguide.

One can prove that the modes  $\mathcal{E}_{mp,\perp}$  compose a complete orthogonal set, which can always be normalized in such a way that the following orthogonality condition

$$\iint dx dy (\mathcal{E}_{mp,\perp} \cdot \mathcal{E}_{m'p',\perp}^*) = \delta_{mm'} \delta_{pp'} \quad (9)$$

holds, where the integration goes over the cross section of the toroid.

In general case, for a given shape of the toroid, Eq. (7) represents a two dimensional problem which can be solved numerically. An example of such a solution for a round cross-section of the toroid is given in Ref. 5. Eigenmodes for rectangular cross-section can be found analytically [5]. We give a short derivation for this case in Section VI A.

Following a general method of Ref. 15, we expand the perpendicular part of the electric field  $\hat{\mathbf{E}}_{\perp}$  generated by the current  $\hat{j}_s$  into a series

$$\hat{\mathbf{E}}_{\perp} = \sum_{p,m} C_{mp}(s) \hat{\mathbf{E}}_{mp,\perp}(x, y, s) \quad (10)$$

over the eigenmodes. Putting this series into Eq. (2), multiplying the result by  $\hat{\mathbf{E}}_{mp,\perp}^*$ , integrating it over the cross-section of the waveguide and using the orthogonality property (9) leads us to the equation for the series coefficients:

$$\frac{dC_{mp}}{ds} = -\frac{2\pi i}{\omega} e^{-iq_{mp}s} \iint dx dy (\nabla_{\perp} \hat{j}_s \cdot \mathcal{E}_{mp,\perp}^*). \quad (11)$$

As discussed in the Introduction, we assume that the current  $\hat{j}_s$  does not vary with  $s$  and integrate (11) over  $s$  from  $s = 0$  to the current value of  $s$ . The right side of (11) depends on  $s$  through the exponential factor  $e^{-iq_{mp}s}$  which makes the integration trivial:

$$C_{mp}(s) = C_{mp}(0) + \frac{2\pi}{\omega q_{mp}} (e^{-iq_{mp}s} - 1) \iint dx dy (\nabla_{\perp} \hat{j}_s \cdot \mathcal{E}_{mp,\perp}^*). \quad (12)$$

Using Eq. (3), we also obtain the longitudinal component of the field:

$$\hat{E}_s = \frac{i}{k} \sum_{m,p} \left[ C_{mp}(0) e^{iq_{mp}s} + \frac{2\pi}{\omega q_{mp}} (1 - e^{iq_{mp}s}) \iint dx dy (\nabla_{\perp} \hat{j}_s \cdot \mathcal{E}_{mp,\perp}^*) \right] \nabla_{\perp} \cdot \mathcal{E}_{mp,\perp} - \frac{4\pi i}{\omega} \hat{j}_s. \quad (13)$$

Eq. (12) and (13) give a general solution for the longitudinal field generated by the beam inside the toroidal pipe. This solution depends on the initial values of the coefficients  $C_{mp}(0)$  which should be found from expansion of the beam field at the entrance to the toroidal segment over the toroidal eigenmodes. We will carry out this expansion in the next section.

#### IV. BEAM ENTERING A TOROIDAL SEGMENT FROM A STRAIGHT SECTION

When the beam enters the toroidal section at point A (corresponding to  $s = 0$ ) in Fig. 1, its field at this point,  $\mathbf{E}(0)$ , is equal to the equilibrium steady state Coulomb field that it carries in the long straight pipe. We will use the notation  $\mathbf{E}_\perp^{ss}$  for this steady state field. Because we assume that the beam is moving with the speed of light the longitudinal component of  $\mathbf{E}_\perp^{ss}$  is equal to zero. It is therefore equal to zero at the entrance  $s = 0$  to the toroidal segment. The continuity of the electric field at  $s = 0$  allows us to determine the initial values  $C_{mp}(0)$  in Eq. (13).

Indeed, putting simultaneously  $\hat{E}_s = 0$  and  $s = 0$  in Eq. (13) gives

$$0 = \frac{i}{k} \sum_{m,p} C_{mp}(0) \nabla_\perp \cdot \mathcal{E}_{mp,\perp} - \frac{4\pi i}{\omega} \hat{j}_s. \quad (14)$$

Finding  $\hat{j}_s$  from this equation and substituting it back to Eq. (13) gives

$$\hat{E}_s = \frac{i}{k} \sum_{m,p} \left[ -C_{mp}(0) + \frac{2\pi}{\omega q_{mp}} \iint dx dy (\nabla_\perp \hat{j}_s \cdot \mathcal{E}_{mp,\perp}^*) \right] (1 - e^{iq_{mp}s}) \nabla_\perp \cdot \mathcal{E}_{mp,\perp}. \quad (15)$$

The perpendicular electric field of the beam at  $s = 0$ , which we denote  $\hat{\mathbf{E}}_\perp(0)$ , being also continuous at this point can be expanded into the series over eigenmodes of the toroid as

$$\hat{\mathbf{E}}_\perp(0) = \sum_{m,p} C_{mp}(0) \mathcal{E}_{mp,\perp}. \quad (16)$$

Using the orthogonality property (9), we find

$$C_{mp}(0) = \iint dx dy (\hat{\mathbf{E}}_\perp(0) \cdot \mathcal{E}_{mp,\perp}^*). \quad (17)$$

Substituting  $C_{mp}(0)$  into Eq. (15) gives

$$\hat{E}_s = \frac{i}{k} \sum_{m,p} \left[ \frac{2\pi}{\omega q_{mp}} \iint dx dy (\nabla_\perp \hat{j}_s \cdot \mathcal{E}_{mp,\perp}^*) - \iint dx dy (\hat{\mathbf{E}}_\perp(0) \cdot \mathcal{E}_{mp,\perp}^*) \right] (1 - e^{iq_{mp}s}) \nabla_\perp \cdot \mathcal{E}_{mp,\perp}. \quad (18)$$

Making integration by parts in the first term on the right side and using Eq. (8) yields an alternative form of the last equation:

$$\hat{E}_s = - \sum_{m,p} \left[ \frac{2\pi i}{c q_{mp}} \iint dx dy \hat{j}_s \mathcal{E}_{mp,s}^* + \iint dx dy (\hat{\mathbf{E}}_\perp(0) \cdot \mathcal{E}_{mp,\perp}^*) \right] (1 - e^{iq_{mp}s}) \mathcal{E}_{mp,s}. \quad (19)$$

It is interesting to note here that the second term in Eq. (19) gives a solution to a different problem where a plane electromagnetic wave falls onto an open end of a toroidal pipe in the normal

direction. In this case, the source current is zero,  $\hat{j}_s = 0$ , and the longitudinal projection of the incoming wave is also zero,  $E_s(0) = 0$ , as has been assumed in the derivation of Eq. (19). Eq. (19) then gives a distribution of the longitudinal field along  $s$  trapped inside the toroidal waveguide in the parabolic equation approximation.

As was pointed out above, from field continuity at  $s = 0$  we have

$$\hat{\mathbf{E}}_{\perp}(0) = \hat{\mathbf{E}}_{\perp}^{ss}, \quad (20)$$

where  $\hat{\mathbf{E}}^{ss}$  is the Fourier component of the beam field in the straight pipe. The field  $\hat{\mathbf{E}}_{\perp}^{ss}$  can also be found from the parabolic equation (2) in the limit  $R \rightarrow \infty$ . With the assumed equality  $v = c$ , the beam current in the straight pipe has a form  $j_s(x, y, s - ct)$ , and, as it follows from (1), the Fourier transformed  $\hat{j}_s$  does not depend on  $s$ . Hence,  $\hat{\mathbf{E}}_{\perp}^{ss}$  does not depend on  $s$  either, and the parabolic equation for  $\hat{\mathbf{E}}_{\perp}^{ss}$  in a straight pipe reduces to

$$\nabla_{\perp}^2 \hat{\mathbf{E}}_{\perp}^{ss} = \frac{4\pi}{c} \nabla_{\perp} \hat{j}_s. \quad (21)$$

As was mentioned at the beginning of this Section, the parallel component  $E_s$  of this field is zero so that Eq. (3) reduces to

$$\nabla_{\perp} \cdot \hat{\mathbf{E}}_{\perp}^{ss} = \frac{4\pi}{c} \hat{j}_s. \quad (22)$$

Equations (21) and (22) are consistent with the perpendicular field being a potential one, i.e.

$$\hat{\mathbf{E}}_{\perp}^{ss} = \nabla_{\perp} \psi, \quad (23)$$

with the potential  $\psi = \psi(x, y)$  obeying the Poisson equation

$$\nabla_{\perp}^2 \psi = \frac{4\pi}{c} \hat{j}_s. \quad (24)$$

The boundary condition  $\hat{\mathbf{E}}_{\perp}^{ss} \Big|_w \times \mathbf{n} = 0$  at the conducting wall of the waveguide means that  $\psi$  has a constant value on the wall,  $\psi = \text{const}$ . Without loss of generality, the constant can be set to zero, so that Eq. (24) should be solved with the boundary condition

$$\psi = 0. \quad (25)$$

A general solution of the boundary value problem Eqs. (24) and (25), for a rectangular cross section, in a form most suitable for our purposes, can be found in Ref. 16. We will use this solution below in Section **VIB**.



Repeating the calculation that leads to Eq. (19) and using Eqs. (20) and (23) for  $\hat{\mathbf{E}}_{\perp}(0)$  one finds for the transverse component of the electric field inside the toroid

$$\hat{\mathbf{E}}_{\perp} = - \sum_{m,p} \left[ e^{iq_{mp}s} \iint dx dy \hat{\psi} \operatorname{div} \mathcal{E}_{mp,\perp}^* + \frac{2\pi}{\omega q_{mp}} (1 - e^{iq_{mp}s}) \iint dx dy \hat{j}_s \operatorname{div} \mathcal{E}_{mp,\perp}^* \right] \mathcal{E}_{mp,\perp}. \quad (26)$$

## V. TRANSITION FROM TOROIDAL SEGMENT TO STRAIGHT PIPE

We will now consider what happens to the electromagnetic field beyond point B, at  $s > l$ , after the beam exits from the toroidal section. We assume that the straight exit pipe is long enough so that eventually electromagnetic field of the beam reaches its steady state, the radiation that came out of the toroidal section gets behind the beam and the interaction between the radiation field and the beam ceases.

With minor modifications, we can repeat the derivation of Section II and find the longitudinal electric field of the beam after it exits from the toroid into the straight pipe. We now need to expand the field into a series of eigenmodes in the straight waveguide. They satisfy the same Eq. (7) with  $R = \infty$ :

$$i\tilde{q}_{mp} \tilde{\mathcal{E}}_{mp,\perp} = \frac{i}{2k} \nabla_{\perp}^2 \tilde{\mathcal{E}}_{mp,\perp}, \quad (27)$$

where we use the tilde to distinguish various quantities in the straight pipe from their analogs in the toroid. Each mode has a longitudinal component of the field given by Eq. (8). It is convenient to separate the steady state field given by Eq. (23) from the field in the straight waveguide and expand the difference over the eigenmodes:

$$\hat{\mathbf{E}}_{\perp} = \hat{\mathbf{E}}_{\perp}^{ss} + \sum_{p,m} \tilde{C}_{mp}(s) \hat{\mathbf{E}}_{mp,\perp}. \quad (28)$$

Repeating the derivation of Section II, it is easy to find that

$$\frac{d\tilde{C}_{mp}}{ds} = 0, \quad (29)$$

and hence  $\tilde{C}_{mp}(s)$  are equal to their initial values at the transition point  $s = l$ ,  $\tilde{C}_{mp}(s) = \tilde{C}_{mp}(l)$ .

Equation (29) can be explained as follows. When the beam enters the straight pipe, it ceases to radiate electromagnetic waves, and the amplitudes of the waveguide eigenmodes do not change with distance  $s$ . They are determined by the electromagnetic field that comes out from the toroidal segment and is converted into the eigenmodes of the straight waveguide at the transition point  $s = l$ .

To find the coefficients  $\widetilde{C}_{mp}$  we use the continuity of the field at the transition point B and expand the difference  $\widehat{\mathbf{E}}_{\perp} - \widehat{\mathbf{E}}_{\perp}^{ss} = \widehat{\mathbf{E}}_{\perp} - \nabla_{\perp} \widehat{\psi}$  at  $s = l$  (that is at the exit from the toroid) over the eigenmodes of the straight waveguide,

$$\widehat{\mathbf{E}}_{\perp} - \nabla_{\perp} \widehat{\psi} = \sum_{p', m'} \widetilde{C}_{m' p'} \widetilde{\mathcal{E}}_{m' p', \perp} e^{i\widetilde{q}_{m' p'}(s-l)}. \quad (30)$$

Note that

$$\nabla_{\perp} \widehat{\psi} = \sum_{m, p} \left[ \iint dx dy (\nabla_{\perp} \widehat{\psi} \cdot \mathcal{E}_{mp, \perp}^*) \right] \mathcal{E}_{mp, \perp} = - \sum_{m, p} \left[ \iint dx dy \widehat{\psi} \operatorname{div} \mathcal{E}_{mp, \perp}^* \right] \mathcal{E}_{mp, \perp}, \quad (31)$$

where the integration goes over the cross section of the pipe. Using the orthogonality condition

$$\iint dx dy (\widetilde{\mathcal{E}}_{mp, \perp} \cdot \widetilde{\mathcal{E}}_{m' p', \perp}^*) = \delta_{mm'} \delta_{pp'} \quad (32)$$

for the modes of the straight waveguide, and also using

$$\widehat{\mathbf{E}}_{\perp} - \nabla_{\perp} \widehat{\psi} = \sum_{m, p} \left[ \iint dx dy \left( \widehat{\psi} - \frac{2\pi}{\omega q_{mp}} \widehat{j}_s \right) \operatorname{div} \mathcal{E}_{mp, \perp}^* \right] (1 - e^{iq_{mp}l}) \mathcal{E}_{mp, \perp}, \quad (33)$$

which follows from Eqs. (26) and (31) at  $s = l$ , we find the coefficients

$$\widetilde{C}_{m' p'} = \sum_{m, p} \left[ \iint dx dy \left( \widehat{\psi} - \frac{2\pi}{\omega q_{mp}} \widehat{j}_s \right) \operatorname{div} \mathcal{E}_{mp, \perp}^* \right] (1 - e^{iq_{mp}l}) \alpha_{mp|m' p'}, \quad (34)$$

where

$$\alpha_{mp|m' p'} = \iint dx dy (\mathcal{E}_{mp, \perp} \cdot \widetilde{\mathcal{E}}_{m' p', \perp}^*) \quad (35)$$

stands for the matrix elements in the expansion

$$\mathcal{E}_{mp, \perp} = \sum_{m', p'} \alpha_{mp|m' p'} \widetilde{\mathcal{E}}_{m' p', \perp} \quad (36)$$

of the toroidal eigenmodes  $\mathcal{E}_{mp, \perp}$  over the eigenmodes  $\widetilde{\mathcal{E}}_{m' p'}$  of the straight waveguide. It might be also useful to expand  $\mathcal{E}_{mp, \perp}^*$  in the integrand of the right side in (34),

$$\mathcal{E}_{mp, \perp}^* = \sum_{m'', p''} \alpha_{mp|m'' p''}^* \widetilde{\mathcal{E}}_{m'' p'', \perp}^*. \quad (37)$$

Then, Eq. (30) reads

$$\begin{aligned} \widehat{\mathbf{E}}_{\perp} - \nabla_{\perp} \widehat{\psi} = & \sum_{p, m} \sum_{p', m'} \sum_{p'', m''} \left[ \iint dx dy \left( \widehat{\psi} - \frac{2\pi}{\omega q_{mp}} \widehat{j}_s \right) \operatorname{div} \widetilde{\mathcal{E}}_{m'' p'', \perp}^* \right] \times \\ & \times \alpha_{mp|m' p'} \alpha_{mp|m'' p''}^* (1 - e^{iq_{mp}l}) e^{i\widetilde{q}_{m' p'}(s-l)} \widetilde{\mathcal{E}}_{m' p', \perp}. \end{aligned} \quad (38)$$

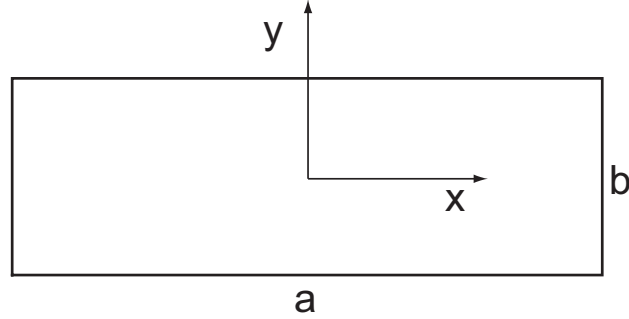


FIG. 2: Cross section of a rectangular toroidal chamber with  $a$  denoting the width in the horizontal ( $x$ ) and  $b$ — the height in the vertical ( $y$ ) directions. The origin of the coordinate system is located at the center of the rectangle.

An expression for the longitudinal field is obtained from the previous formula by substituting  $\widetilde{\mathcal{E}}_{m'p',\perp}$  with  $\widetilde{\mathcal{E}}_{m'p',s}$ :

$$\hat{E}_s = \sum_{p,m} \sum_{p',m'} \sum_{p'',m''} \left[ \iint dx dy \left( \hat{\psi} - \frac{2\pi}{\omega q_{mp}} \hat{j}_s \right) \text{div} \widetilde{\mathcal{E}}_{m''p'',\perp}^* \right] \times \\ \times \alpha_{mp|m'p'} \alpha_{m'p'|m''p''}^* \left( 1 - e^{iq_{mp}l} \right) e^{i\bar{q}_{m'p'}(s-l)} \widetilde{\mathcal{E}}_{m'p',s}. \quad (39)$$

## VI. RECTANGULAR CROSS SECTION OF THE VACUUM CHAMBER

We will now apply the general formalism developed in previous Sections for an arbitrary geometry of the transverse cross section of the toroid to a particular case of the rectangular cross section. In this case, the parabolic equation can be solved using separation of variables and the eigenmodes are explicitly expressed in terms of the trigonometric and Airy functions.

### A. Eigenmodes in toroidal waveguide with rectangular cross section

We consider a toroidal waveguide with rectangular cross section of width  $a$  along the  $x$  axis and a height  $b$  along the  $y$  axis. Note that the characteristic transverse size  $L$  introduced in the Introduction, for rectangular cross section, is estimated as  $L \sim \min(a, b)$ . The origin of the coordinate system is at the center of the rectangle, with the metallic boundaries located at  $x = \pm a/2$  and  $y = \pm b/2$ , see Fig. 2. In such a waveguide, the eigenmodes are separated into two sets. One set comprises the modes polarized along the  $x$  axis, and the other set along the  $y$  axis.

It is convenient to introduce the dimensionless coordinate

$$\xi = (2k^2/R)^{1/3}x, \quad (40)$$

and

$$\xi_a = (2k^2/R)^{1/3}a, \quad \xi_b = (2k^2/R)^{1/3}b. \quad (41)$$

Using the variable  $\xi$ , the transverse electric field in these modes can be written as [5]

$$\mathcal{E}_{mp,x} = V_m(\xi) \sin \left[ \frac{\pi p}{b} \left( \frac{b}{2} + y \right) \right] / \sqrt{N_p a / \xi_a}, \quad p = 1, 2, 3 \dots \quad (42a)$$

for the  $E_x$ -modes, and

$$\mathcal{E}_{mp,y} = U_m(\xi) \cos \left[ \frac{\pi p}{b} \left( \frac{b}{2} + y \right) \right] / \sqrt{N_p a / \xi_a}, \quad p = 0, 1, 2 \dots \quad (42b)$$

for the  $E_y$ -modes, where

$$N_p = \frac{b}{2 - \delta_{p0}}$$

denotes a normalization factor for the index  $p$ , and  $\delta_{p0} = 1$  if  $p = 0$  and  $\delta_{p0} = 0$  otherwise.

The functions  $U_m(\xi)$  and  $V_m(\xi)$  obey the same equation,

$$V_m'' + (\xi - \Xi_m)V_m = 0, \quad U_m'' + (\xi - \Xi_m)U_m = 0, \quad (43)$$

but different boundary conditions at  $\xi = \pm \xi_a/2$ , namely,

$$V_m'|_{\xi=\pm\xi_a/2} = 0, \quad U_m|_{\xi=\pm\xi_a/2} = 0. \quad (44)$$

The prime in the equations above indicate differentiation with respect to  $\xi$ . The notation  $\Xi_m$  in Eqs. (43) stands for

$$\Xi_m(\omega) = - \left( \frac{2k^2}{R} \right)^{-2/3} \left( k^2 - k_{mp}^2 - \frac{\pi^2 p^2}{b^2} \right) \approx \left( \frac{2k^2}{R} \right)^{-2/3} \left( 2kq_{mp} + \frac{\pi^2 p^2}{b^2} \right). \quad (45)$$

where in the last equation we used the smallness  $q_{mp} \ll k$ .

A general solution to Eqs. (43), (44) involves the Airy functions Ai and Bi, see [5], and can be written as

$$V_m(\xi) = v_m(\xi) / \sqrt{N_m^V}, \quad U_m(\xi) = u_m(\xi) / \sqrt{N_m^U}, \quad (46)$$

with

$$v_m(\xi) = \text{Ai}(\Xi_m^V - \xi) - \frac{\text{Ai}'(\Xi_m^V + \xi_a/2)}{\text{Bi}'(\Xi_m^V + \xi_a/2)} \text{Bi}(\Xi_m^V - \xi), \quad (47a)$$

$$u_m(\xi) = \text{Ai}(\Xi_m^U - \xi) - \frac{\text{Ai}(\Xi_m^U + \xi_a/2)}{\text{Bi}(\Xi_m^U + \xi_a/2)} \text{Bi}(\Xi_m^U - \xi), \quad (47b)$$

where the eigenvalues  $\Xi_m^V$  and  $\Xi_m^U$  of  $\Xi_m$  are found, respectively, from the equations

$$V'_m(\xi_a/2) = 0, \quad U_m(\xi_a/2) = 0. \quad (48)$$

The factors  $N_m^V$  and  $N_m^U$  in Eq. (46) determine normalization of the eigenfunctions on the index  $m$  and are given below. Index  $m$  is defined so as to indicate the number of nodes of the functions  $U_m(\xi)$  and  $V_m(\xi)$  on the interval  $-\xi_a/2 \leq \xi < \xi_a/2$ . It takes the values  $0, 1, 2, \dots$  for the functions  $V_m$  and  $1, 2, 3, \dots$  for the functions  $U_m$ .

The normalization (9) for the vectorial functions  $\mathcal{E}_{mp,\perp}$ , with the explicit expressions for the field components (42), leads to the following conditions for the functions  $V_m$  and  $U_m$ :

$$\int_{-\xi_a/2}^{\xi_a/2} V_m^2(\xi) d\xi = \int_{-\xi_a/2}^{\xi_a/2} U_m^2(\xi) d\xi = 1. \quad (49)$$

Using the identity

$$\int d\mu \text{Ci}^2(\mu) = \mu \text{Ci}^2(\mu) - \text{Ci}'^2(\mu)$$

valid for any linear combination  $\text{Ci}(\mu) = \alpha \text{Ai}(\mu) + \beta \text{Bi}(\mu)$  of the Airy functions, we find from (49) that the normalization constants in Eq. (46) are given by the following expressions:

$$N_m^V = \left(\frac{1}{2}\xi_a - \Xi_m^V\right) v_m^2 \left(\frac{1}{2}\xi_a\right) + \left(\frac{1}{2}\xi_a + \Xi_m^V\right) v_m^2 \left(-\frac{1}{2}\xi_a\right),$$

$$N_m^U = u_m'^2 \left(\frac{1}{2}\xi_a\right) - u_m'^2 \left(-\frac{1}{2}\xi_a\right).$$

After the eigenvalues  $\Xi_m^U$  and  $\Xi_m^V$  are found, the corresponding values of  $q_{mp}$  are obtained from the equation (45),

$$2kq_{mp} = \frac{\xi_b^2}{b^2} \left( \Xi_m - \frac{\pi^2 p^2}{\xi_b^2} \right), \quad (50)$$

where  $\xi_b$  is defined in (41). We will use the notations  $q_{mp}^V$  and  $q_{mp}^U$  to distinguish between the eigenvalues of the functions  $V_m$  and  $U_m$ , respectively.

Longitudinal fields for the eigenmodes can be found from Eq. (8); they are expressed as

$$\mathcal{E}_{mp,s}(\xi, y) = \frac{i}{k} \frac{\xi_a}{a} V'_m(\xi) \sin \left[ \frac{\pi p}{b} \left( \frac{b}{2} + y \right) \right] / \sqrt{N_p a / \xi_a}, \quad (51a)$$

$$\mathcal{E}_{mp,s}(\xi, y) = -\frac{i}{k} \frac{\pi p}{b} U_m(\xi) \sin \left[ \frac{\pi p}{b} \left( \frac{b}{2} + y \right) \right] / \sqrt{N_p a / \xi_a} \quad (51b)$$

for the  $E_x$  and  $E_y$  modes, respectively; note that modes with either  $m = 0$  or  $p = 0$  have no longitudinal field.

The right side of (50) can vanish at some particular frequencies leading to  $q_{mp} = 0$  and  $k_{mp} = \omega/c$ . Such a frequency corresponds to a resonant mode that has a phase velocity equal to the speed of light and can be excited by an ultrarelativistic beam. Coherent synchrotron radiation due to excitation of such modes was studied in detail in Ref. 5.

### B. Steady state field in straight rectangular waveguide

As explained in Section IV, in addition to finding modes in the toroidal waveguides, we need to calculate the steady state field of the bunch in a straight waveguide. For a rectangular waveguide, this field can be found analytically from Eqs. (24) and (25). For our purposes, it is enough to consider only the case when the source current corresponds to a point charge  $q$  moving along the geometrical center of the waveguide, i.e.  $j_s = qc \delta(x) \delta(y) \delta(s - ct)$ . The Fourier transformation (1) of the current gives

$$\hat{j}_s = q \delta(x) \delta(y). \quad (52)$$

It is convenient to consider  $\psi$  in (24) as a function of variables  $\xi$  and  $y$  and expand it in Fourier series over the variable  $y$ :

$$\psi = -\frac{4q}{c} \sum_{p=1}^{\infty} \psi_p(\xi) \sin \left[ \frac{\pi p}{2} \right] \sin \left[ \frac{\pi p}{b} \left( \frac{b}{2} + y \right) \right], \quad (53)$$

where the functions  $\psi_p(\xi)$  obey the equation

$$\psi_p''(\xi) - \left( \frac{\pi p}{\xi_b} \right)^2 \psi_p(\xi) = -\frac{2\pi}{\xi_b} \delta(\xi). \quad (54)$$

Solving this equation with the boundary condition  $\psi_p(\pm \xi_a/2) = 0$  yields [16]

$$\psi_p(\xi) = \frac{\sinh [\pi p (\xi_a/2 - |\xi|) / \xi_b]}{p \cosh [\pi p \xi_a / 2 \xi_b]}. \quad (55)$$

The electric field is then given by

$$\begin{aligned} \hat{E}_x^{ss}(\xi, y) &= -\frac{4q}{c} \frac{\xi_a}{a} \sum_{p=1}^{\infty} \psi_p'(\xi) \sin \left[ \frac{\pi p}{2} \right] \sin \left[ \frac{\pi p}{b} \left( \frac{b}{2} + y \right) \right], \\ \hat{E}_y^{ss}(\xi, y) &= -\frac{4q}{c} \frac{\pi}{b} \sum_{p=1}^{\infty} p \psi_p(\xi) \sin \left[ \frac{\pi p}{2} \right] \cos \left[ \frac{\pi p}{b} \left( \frac{b}{2} + y \right) \right]. \end{aligned} \quad (56)$$

### C. Eigenmodes in straight rectangular waveguide

The eigenmodes of the straight rectangular waveguide in our approximation satisfy the parabolic equation (27) with the longitudinal electric field in the modes given by

$$\tilde{\mathcal{E}}_{mp,s} = \frac{i}{k} \operatorname{div} \tilde{\mathcal{E}}_{mp,\perp} \quad (57)$$

(we remind the reader that we use tilde to indicate quantities that refer to a straight waveguide, with toroidal analogs not having the tilde sign.). Introducing the functions  $\widetilde{V}_m(\xi)$  and  $\widetilde{U}_m(\xi)$  that are related to the field components  $\widetilde{\mathcal{E}}_{mp,x}$  and  $\widetilde{\mathcal{E}}_{mp,y}$  through equations (42), we find that

$$\widetilde{V}_m(\xi) = \cos \left[ \frac{\pi m}{\xi_a} \left( \frac{\xi_a}{2} + \xi \right) \right] / \sqrt{\widetilde{N}_m^V}, \quad m = 0, 1, 2, \dots, \quad (58a)$$

$$\widetilde{U}_m(\xi) = \sin \left[ \frac{\pi m}{\xi_a} \left( \frac{\xi_a}{2} + \xi \right) \right] / \sqrt{\widetilde{N}_m^U}, \quad m = 1, 2, \dots, \quad (58b)$$

where the factors  $\widetilde{N}_m^V$  and  $\widetilde{N}_m^U$  determine normalization of the modes. If we choose the same normalization (49) for the functions  $\widetilde{V}_m(\xi)$  and  $\widetilde{U}_m(\xi)$  as for  $V_m(\xi)$  and  $U_m(\xi)$ , we obtain

$$\widetilde{N}_m^V = \widetilde{N}_m^U = \frac{\xi_a}{2 - \delta_{m0}}.$$

The modes with different polarization but the same numbers  $m$  and  $p$  have equal wavenumbers

$$\widetilde{q}_{mp} = -\frac{1}{2k} \left( \frac{\pi^2 m^2}{a^2} + \frac{\pi^2 p^2}{b^2} \right). \quad (59)$$

Note that this expression can be obtained from the exact dispersion relation for eigenmodes in rectangular waveguide in the limit when the mode frequency is much larger than the cutoff frequency. The quantity  $\text{div} \widetilde{\mathcal{E}}_{mp,\perp}$  related to the longitudinal electric field in the mode is equal to

$$\text{div} \widetilde{\mathcal{E}}_{mp,\perp} = -\frac{2}{\sqrt{ab}} \frac{\pi m}{a} \sin \left[ \frac{\pi m}{\xi_a} \left( \frac{\xi_a}{2} + \xi \right) \right] \sin \left[ \frac{\pi p}{b} \left( \frac{b}{2} + y \right) \right] \quad (60a)$$

for the  $E_x$ -modes and

$$\text{div} \widetilde{\mathcal{E}}_{mp,\perp} = -\frac{2}{\sqrt{ab}} \frac{\pi p}{b} \sin \left[ \frac{\pi m}{\xi_a} \left( \frac{\xi_a}{2} + \xi \right) \right] \sin \left[ \frac{\pi p}{b} \left( \frac{b}{2} + y \right) \right] \quad (60b)$$

for the  $E_y$ -modes; note that longitudinal field is absent if either  $m = 0$  or  $p = 0$ .

Finally, we also note that for large negative values of  $\Xi_m$ , such that

$$|\Xi_m| \gg \frac{1}{2} \xi_a, \quad (61)$$

the toroidal modes (42) approach the modes of a straight waveguide. In this limit,  $\Xi_m^U \approx \Xi_m^V \approx -\pi^2 m^2 / \xi_a^2$ , and  $V_m(\xi) \approx \widetilde{V}_m(\xi)$ ,  $U_m(\xi) \approx \widetilde{U}_m(\xi)$ . The condition (61) can be also written as  $\pi^2 m^2 \gg 2\xi_a^3$  or

$$m \gg \frac{ka}{\pi} \sqrt{\frac{a}{R}}.$$

#### D. Beam entering and exiting rectangular toroidal section

Using the results of the previous sections, we can calculate the longitudinal field (19) generated by a point charge after it enters a toroidal waveguide from a long straight section. These calculations are carried out in Appendix A, and the result is given by Eq. (A8). We re-emphasize here that we use the Fourier representation and the right side of (A8) is a function of the frequency  $\omega$ . Note that at frequencies of resonant modes, that is when  $q_{mp}^U = 0$  or  $q_{mp}^V = 0$ , the denominator of the right side of (A8) vanishes. This however does not lead to a singularity of the expression because the corresponding numerator  $1 - e^{iq_{mp}^U s}$  or  $1 - e^{iq_{mp}^V s}$  vanishes at the same time.

If the toroidal part of the transition is long enough, as the beam propagates away from the entrance to the toroid and  $s$  increases, the electromagnetic field inside the toroid will be approaching its limiting steady state value. This steady state toroidal field can be formally obtained as a limit  $s \rightarrow \infty$  in Eq. (A8). It is derived in Appendix B and is given by Eq. (B11). On the axis  $\xi = y = 0$  it reduces to a relatively simple expression

$$\hat{E}_{s0}(\omega) = \hat{E}_s(0, 0) = -\frac{8\pi i q \xi_b}{\omega b^2} \sum_{m,p} \left\{ \frac{V_m^2(0)}{\Xi_m^V - \pi^2 p^2 / \xi_b^2 + \text{sgn}(\omega) i0} + \frac{\Xi_m^U U_m^2(0)}{\Xi_m^U - \pi^2 p^2 / \xi_b^2 + \text{sgn}(\omega) i0} \right\} \sin^2 \left[ \frac{\pi p}{2} \right], \quad (62)$$

A similar expression has been derived in Ref. 5 (Eq. (B9) in Appendix B), however, it was incorrectly concluded that from this equation it follows that the field in front of the particle is equal to zero.

Note that in contrast to (A8), Eq. (B11) is singular at frequencies of the resonant modes where one of the denominators on the right side vanishes. The terms  $\text{sgn}(\omega) i0$  in the denominators of (B11) establish the correct way to treat these singularities. According to Eq. (B7), the delta-function parts of the singular expression contribute to the real part of  $\hat{E}_{s0}(\omega)$ , which is an even function of the frequency  $\omega$ . The principal part of the singularity is responsible for the imaginary part of  $\hat{E}_{s0}(\omega)$ , and is an odd function of frequency.

After the beam exits the toroidal segment and enters the region  $s > l$  the straight pipe, the electromagnetic field generated inside the toroid travels with the beam for some time. The group velocity of this field, however, is smaller than the speed of light, and eventually it starts to lag behind the beam. Calculation of this field is carried out in Appendix C.

In Appendix D we obtain general expressions for the longitudinal field integrated through the toroidal segment and the exit pipe. This field gives the usual definition of the longitudinal CSR



wake caused by the beam passage through the bend magnet.

## VII. NUMERICAL RESULTS

To calculate the field generated by a bunch of particles traveling through a toroidal bend shown in Fig. 1, we wrote a computer program using the Mathematica programming environment [17]. The program assumes a beam moving with the speed of light on the central line of the toroid  $x = y = 0$  and neglects the transverse size of the bunch. The distribution function of the bunch is given by  $Nf(s - ct)$  where  $N$  is the number of particles in the bunch, and  $f$  is normalized by unity. The bunch is characterized by the spectrum  $\hat{f}(\omega)$ :

$$\hat{f}(\omega) = \int_{-\infty}^{\infty} d\omega e^{-i\omega z/c} f(z). \quad (63)$$

For a Gaussian bunch with the rms length  $\sigma_z$  we have  $\hat{f}(\omega) = \exp(-\omega^2 \sigma_z^2 / 2c^2)$ . The field of the bunch in the space-time domain is given by the inverse Fourier transform:

$$E_s(s, t) = N \int_{-\infty}^{\infty} \frac{d\omega}{2\pi} e^{i\omega(s/c-t)} \hat{E}_s \hat{f}. \quad (64)$$

We express this field as a function of the variables  $z = s - ct$ , which is a coordinate relative to the center of the bunch at a given time, and divide it by the total charge  $Nq$ ; the resulting quantity is the longitudinal wake of the bunch at location  $s$ :

$$w(z, s) = \frac{1}{q} \int_{-\infty}^{\infty} \frac{d\omega}{2\pi} e^{i\omega z/c} \hat{E}_s \hat{f}. \quad (65)$$

The code calculates this wake on the beam orbit  $x = y = 0$  for any given value of  $s$ . It can also compute the integrated wake

$$\int_0^{\infty} w(z, s) ds, \quad (66)$$

using Eq. (D5), where the integration takes into account both the wake in the toroid and in the exiting straight pipe. Note that the wake in the straight entrance pipe, where  $s < 0$ , is zero, which is reflected in the choice of the lower integration limit in (66).

In addition to calculation of the field for the geometry shown in Fig. 1, our code computes the field  $\hat{E}_s$  using Eq. (62). This steady state field would set up in a long toroidal section when the transition processes caused by the entrance to the toroid can be neglected. As was pointed out in Appendix B, the field  $\hat{E}_s$  has singularities at the frequencies corresponding to the toroidal modes that are resonant with the beam. A special numerical procedure is used to select singularities in

(62) and to separately evaluate their contribution to the integral (65). We use this algorithm, in particular, for comparison with a model of two conducting parallel plates widely referred to for evaluation of the shielding effect of the conducting walls.

To illustrate the capabilities of the code we compute the CSR wake for the following numerical parameters: the rms bunch length  $\sigma_z = 0.5$  mm and the orbit radius  $R = 1$  m. We vary the aspect ratio of the rectangle  $A = a/b$  and the vertical dimension  $b$ . The plots below represent three values  $A = 3, 1, 0.5$  and four different values  $b = 4, 2, 1, 0.5$  cm.

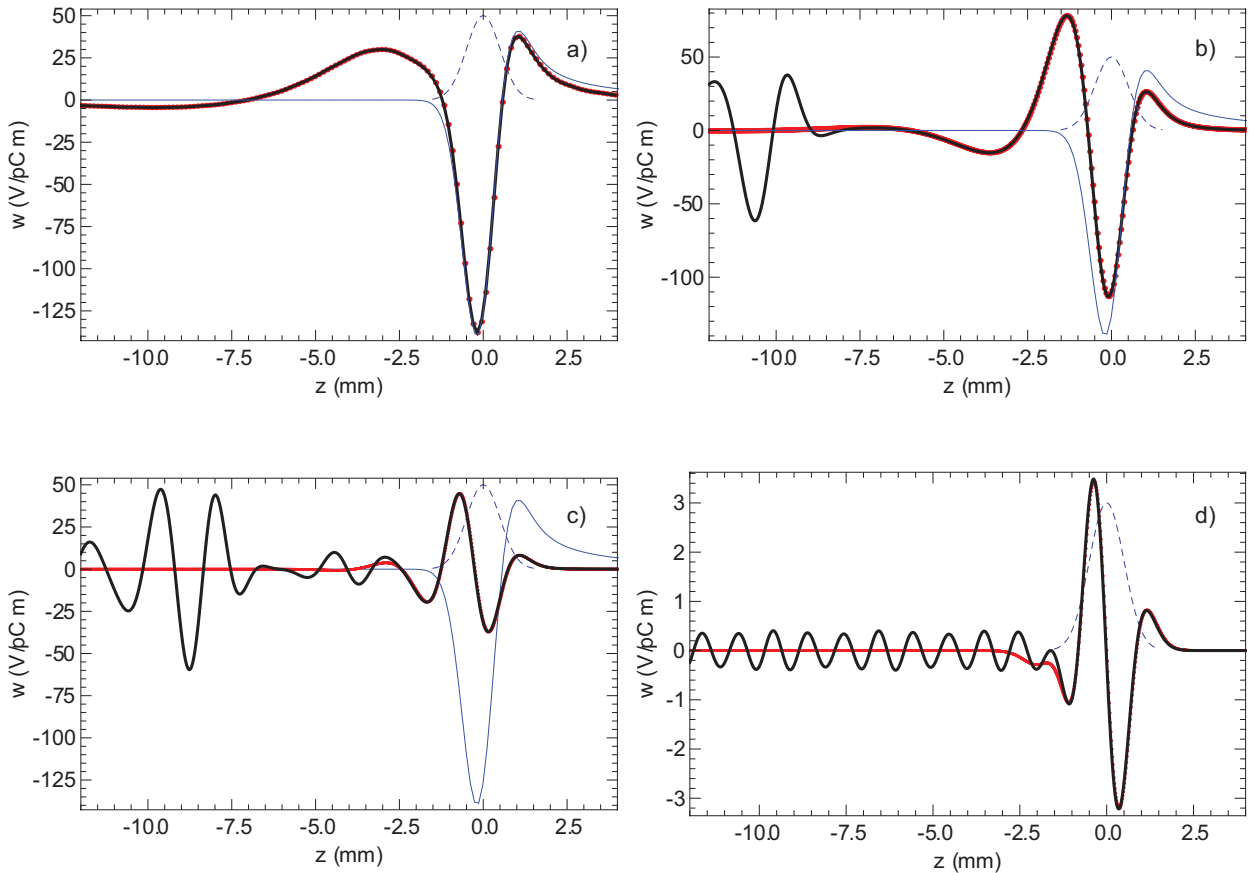


FIG. 3: Steady state wake fields in the toroid for the aspect ratio  $A = 3$  and various values of  $b$ : a)  $b = 4$  cm, b)  $b = 2$  cm, c)  $b = 1$  cm, and d)  $b = 0.5$  cm.

Figs. 3, 4 and 5 show plots of the steady state wake field (Eq. (62)) for a rectangular toroid with the aspect ratio  $A = 3$  in Fig. 3,  $A = 1$  in Fig. 4, and  $A = 0.5$  in Fig. 5, and the four different values of the dimension  $b$ . The black curve on each plot shows the wake for the toroid and the dashed line shows the Gaussian beam profile. For comparison, in Figs. 3 and 4, the red curve shows the wake calculated for the parallel plates model with the gap equal to  $b$  and the blue line shows the

wake field in free space (no shielding).

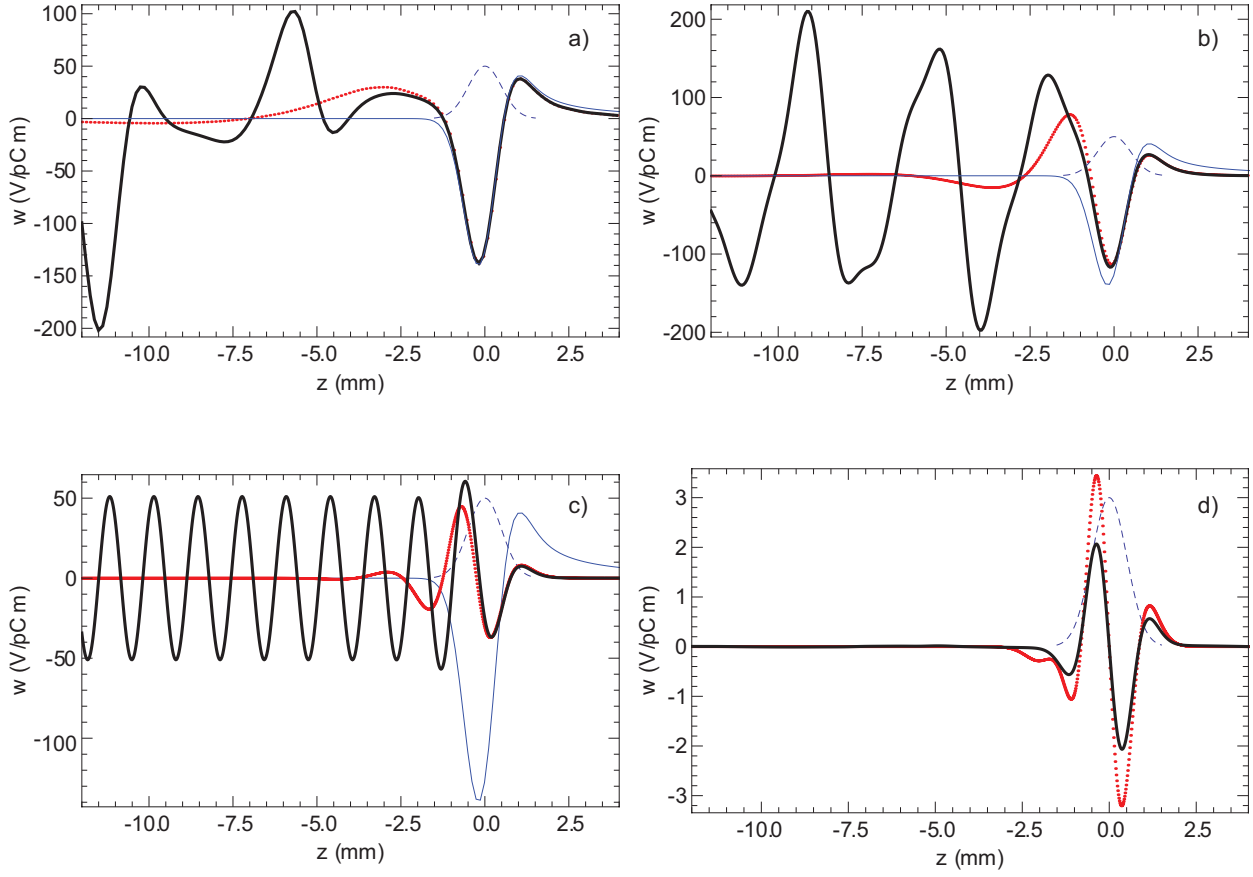


FIG. 4: Steady state wake fields in the toroid for the aspect ratio  $A = 1$  and various values of  $b$ : a)  $b = 4$  cm, b)  $b = 2$  cm, c)  $b = 1$  cm, and d)  $b = 0.5$  cm.

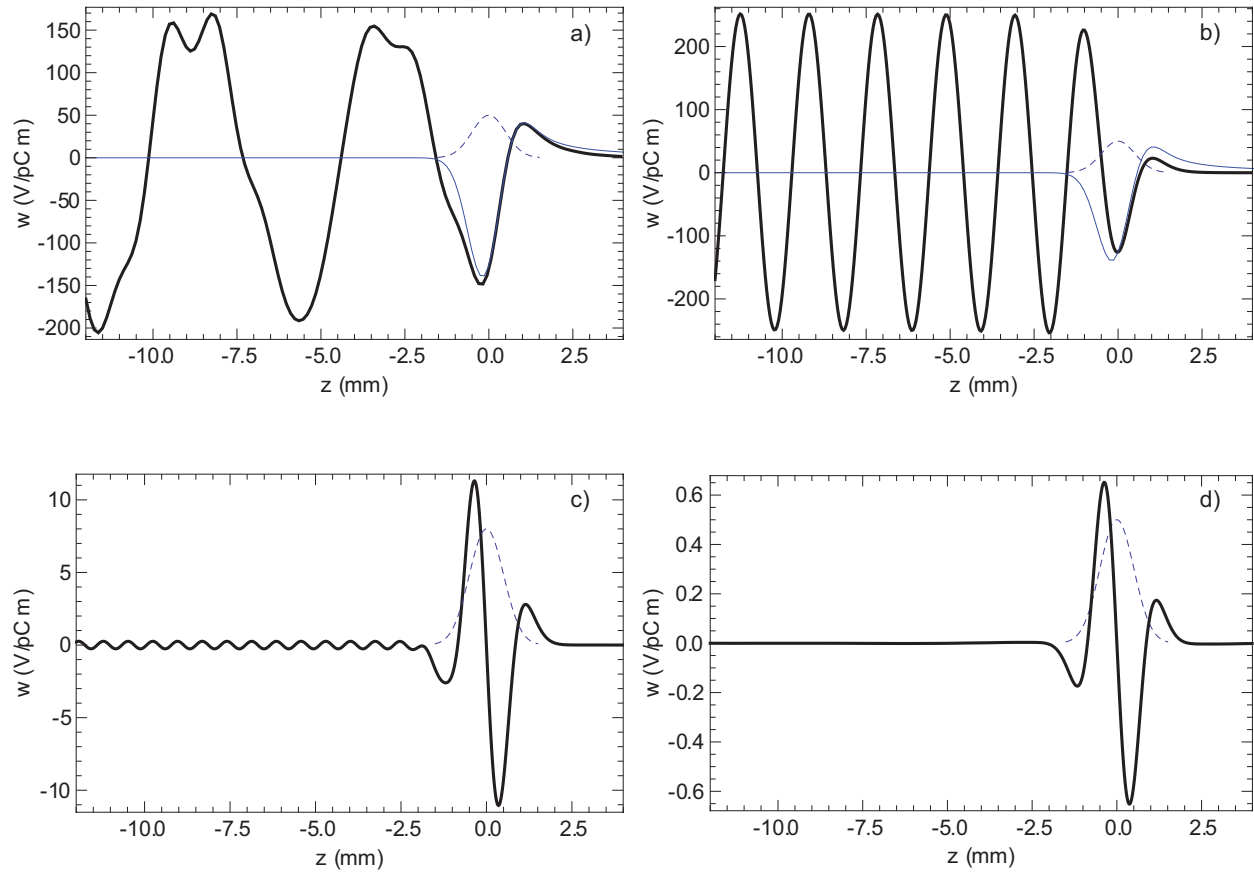


FIG. 5: Steady state wake fields in the toroid for the aspect ratio  $A = 0.5$  and various values of  $b$ : a)  $b = 4$  cm, b)  $b = 2$  cm, c)  $b = 1$  cm, and d)  $b = 0.5$  cm.

Analyzing Fig. 3, one can see that a vacuum chamber with an aspect ratio  $A = 3$  can be reasonably well approximated by the parallel plates model, however, only in the vicinity of the bunch. There are noticeable deviations from the model at large distances  $s \sim 5 - 10$  mm behind the bunch which become more pronounced for smaller values of the gap  $b$ . Of course, the square cross section of the vacuum chamber, Fig. 4 with  $A = 1$ , shows even a larger deviation from the parallel plates model, as expected.

An interesting feature visible in Figs. 4c, 5b and 5c is almost sinusoidal oscillations of the wake behind the bunch. This effect can be explained by a dominant excitation by the beam of a single resonant mode (that is a mode with the phase velocity equal to the beam velocity  $c$ ) in the toroid. For example, as calculations show, the frequency of the lowest resonant mode in the toroid with a square cross section of 1 cm (corresponding to the case of Figs. 4c) is equal to  $\omega = 1.43 \cdot 10^{12}$  s<sup>-1</sup> corresponding to the wavelength of 1.31 mm. This is the wavelength of oscillations seen in Figs. 4c). Similarly, the lowest resonant mode for the toroid with  $A=0.5$  and  $b=2$  cm has a wavelength of 2.0 mm, in agreement with the oscillation period in Fig. 5b.

Figs. 6 and 7 show plots of the transient wake fields of the bunch inside the toroid for several distances  $s$  from the entrance to the toroid. Fig. 6a demonstrates a build up of the wake with increasing distance from the entrance. Fig. 6b shows that even deep inside the toroid, at distances  $\sim 90$  cm, the wake field behind the beam,  $z \sim 5 - 10$  mm, does not reach an equilibrium value and continues to evolve with increasing  $s$ .

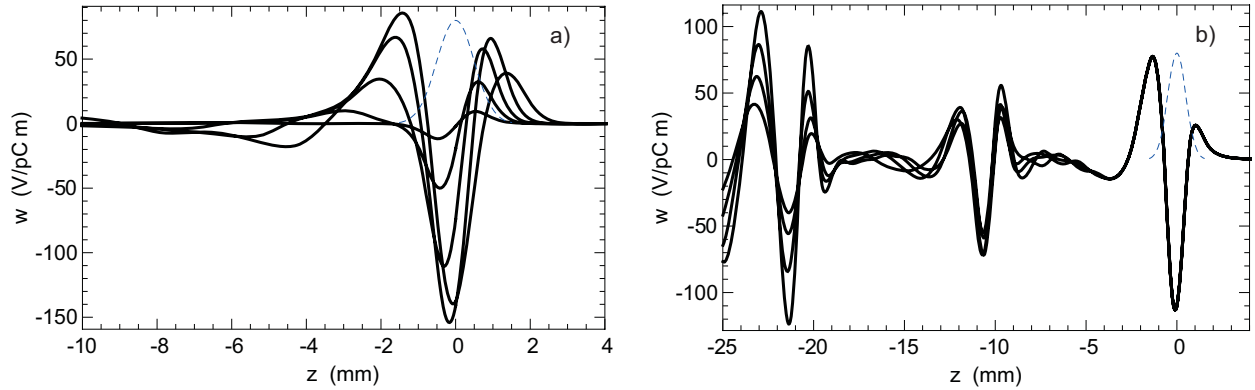


FIG. 6: Wakefields for the case  $A = 3$  and  $b = 2$  cm at various distances from the entrance to the toroid: a) distances 4, 8, 12 and 16 cm from the entrance (a larger distance corresponds to a larger amplitude of the wake), b) distances 84, 88, 92 and 96 cm from the entrance.

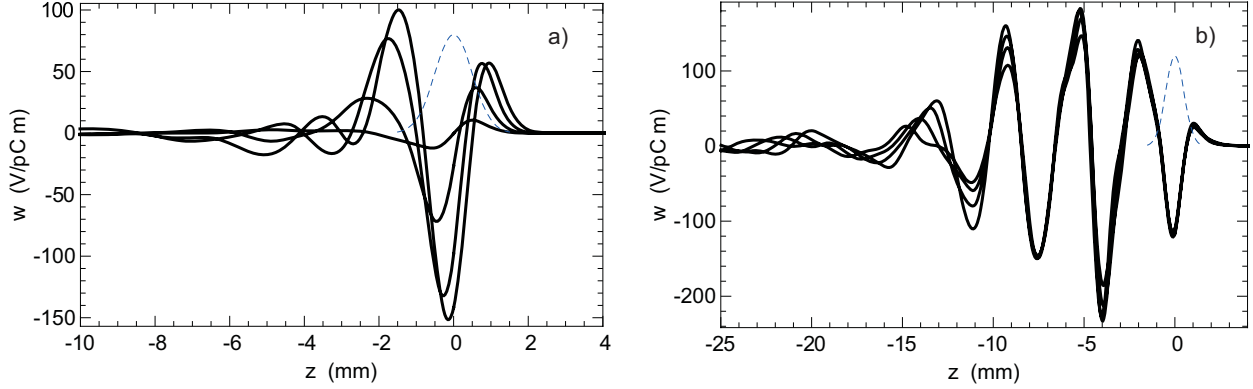


FIG. 7: Wakefields for the case  $A = 1$  and  $b = 2$  cm at various distances from the entrance to the toroid: a) distances 4, 8, 12 and 16 cm from the entrance (a larger distance corresponds to a larger amplitude of the wake), b) distances 84, 88, 92 and 96 cm from the entrance.

We compared the process of build-up of the wakefield at the entrance to a toroidal segment for the case  $A = 3$  and  $b = 4$  cm with the wakefield at the entrance to a bend in free space (which mathematically corresponds to the limit  $a, b \rightarrow \infty$  in our method). The wakefield in free space was computed using equations from Ref. [14], in the limit  $\gamma \rightarrow \infty$ . The result of such a comparison is shown in Fig. 8. The shielding effect in the toroid of this large aperture is relatively weak and

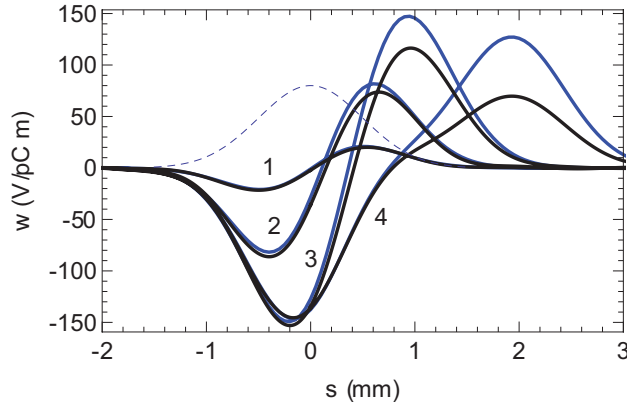


FIG. 8: Comparison of the wakefields at the entrance to the toroidal segment with  $A = 3$  and  $b = 4$  cm with the free-space case. The four pairs of lines 1, 2, 3 and 4 correspond to distances 5.7, 11.3, 17.0, and 22.6 centimeters from the entrance point respectively. The blue lines show the wakefield in free-space and the black lines show the wakefield in the toroidal segment.

this plot shows a rather good agreement with the free space wakefield. The deviations from the free space case are observed in front of the bunch at larger distances (17 and 22.6 cm) from the

entrance to the bend.

Fig. 9 shows the evolution of the wake after the beam exits from the toroidal section and travels through the straight pipe. Note how with increasing distance from the exit  $\Delta s$ , the wake in the

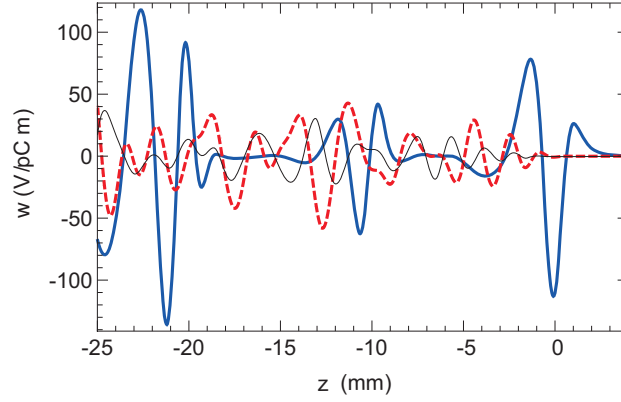


FIG. 9: Wakefields for the case  $A = 3$  and  $b = 2$  cm after the beam exit from the toroidal section at various distances  $\Delta s$  from the exit: blue line— $\Delta s = 0$ , red broken line— $\Delta s = 2$  m, and thin black line— $\Delta s = 4$  m.

vicinity of the bunch,  $|z| \lesssim 5$  mm, gradually disappears, while the wake at large distance behind the bunch,  $z \sim -15$  mm, decreases with the distance rather slowly.

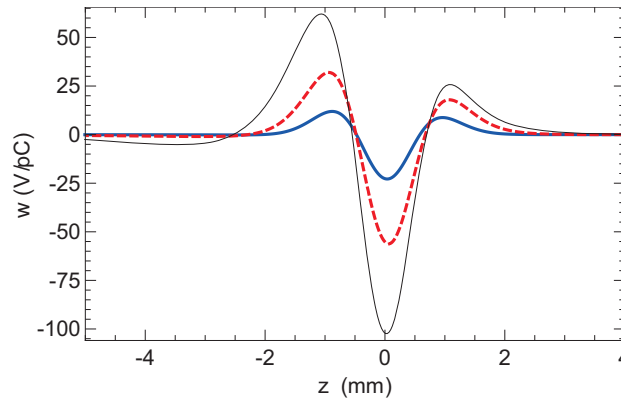


FIG. 10: Integrated wake for the case  $A = 3$  and  $b = 2$  cm and three lengths of the toroidal segment: 5 (blue line), 10 (broken red line) and 20 (thin black line) cm.

Finally, Fig. 10 shows an integrated wake (66) for three different lengths of the toroidal segments.

## VIII. CONCLUSIONS

In this paper we presented a new method for calculation of the CSR wake in a vacuum chamber with perfectly conducting metallic walls. Our general method, in principle, is applicable to arbitrary cross section of the toroidal pipe. It, however, requires knowledge of the toroidal modes for this cross section, which in general can only be found numerically. Note however, that finding the eigenmodes constitutes a two dimensional computational problem, and can relatively easily be accomplished with existing numerical codes.

Although we focused our analysis on calculation of the longitudinal CSR wake field, the transverse component of the wake can also be computed in our method.

In the case of a rectangular cross section of the pipe the toroidal eigenmodes can be calculated analytically and summation in the series representation of the electromagnetic field can be carried out. A numerical algorithm that calculates the CSR wake for such a cross section is implemented as a Mathematica computer code. The results of the numerical calculations with the code are presented and compared with the parallel plates model.

## IX. ACKNOWLEDGEMENTS

This work was supported by the U.S. Department of Energy under contract DE-AC02-76SF00515 and by the Russian Ministry of Education grant RNP 2.1.1/3983.

- 
- [1] R. L. Warnock and P. Morton, *Part. Accel.* **25**, 113 (1990). [I](#)
  - [2] K.-Y. Ng, *Part. Accel.* **25**, 153 (1990).
  - [3] M. M. Karliner, N. V. Mityanina, and V. P. Yakovlev, *Tech. Rep. BUDKERINP 93-90*, Budker Institute of Nuclear Physics, Novosibirsk, Russia (1993). [I](#)
  - [4] J. B. Murphy, S. Krinsky, and R. L. Gluckstern, *Part. Accel.* **57**, 9 (1997). [I](#)
  - [5] G. V. Stupakov and I. A. Kotelnikov, *Phys. Rev. ST Accel. Beams* **6**, 034401 (2003). [I](#), [II](#), [II](#), [III](#), [VI A](#), [VIA](#), [VIA](#), [VID](#), [B](#)
  - [6] M. Lentovich and V. Fock, *Journal of Physics of the USSR* **10**, 13 (1946). [I](#)
  - [7] E. L. Saldin, E. A. Schneidmiller, and M. V. Yurkov, *The Physics of Free Electron Lasers* (Springer, 2000). [I](#)



- [8] G. Geloni, E. Saldin, E. Schneidmiller, and M. Yurkov, Report 05-032, DESY (2005). **I**
- [9] G. Stupakov, *New Journal of Physics* **8**, 280 (2006). **I, II**
- [10] T. Agoh and K. Yokoya, *Phys. Rev. ST Accel. Beams* **7**, 054403 (2004). **I, II, II**
- [11] T. Agoh, Ph.D. thesis, Department of Physics, University of Tokyo (2004). **I**
- [12] F. Zimmermann, M. Korostelev, D. Schulte, T. Agoh, and K. Yokoya, in *Proceedings of the 2005 Particle Accelerator Conference* (2005), p. 1312. **I**
- [13] T. Agoh, in *SuperB Factory Conceptual Design Report*, SLAC-R-856, SLAC (2007), p. 242. **I**
- [14] E. L. Saldin, E. A. Schneidmiller, and M. V. Yurkov, *Nuclear Instruments and Methods* **A398**, 373 (1997). **I, VII**
- [15] L. A. Vainshtein, *Electromagnetic Waves* (Radio i svyaz', Moscow, 1988), in Russian. **III**
- [16] G. Stupakov, *Phys. Rev. ST Accel. Beams* **10**, 094401 (2007). **IV, VIB**
- [17] S. Wolfram, *The Mathematica Book* (Cambridge University Press, 1996), 3rd ed. **VII**

#### APPENDIX A: DERIVATION OF EXPRESSION FOR $\hat{E}_s$ IN RECTANGULAR TOROID

The longitudinal electric field is given by Eq. (19) with  $\hat{E}_\perp(0)$  replaced by the field  $\hat{E}_\perp^{ss}$

$$\hat{E}_s = - \sum_{m,p} \left[ \frac{2\pi i}{cq_{mp}} \iint dx dy \hat{j}_s \mathcal{E}_{mp,s}^* + \iint dx dy (\hat{E}_\perp^{ss} \cdot \mathcal{E}_{mp,\perp}^*) \right] (1 - e^{iq_{mp}s}) \mathcal{E}_{mp,s}. \quad (\text{A1})$$

We first calculate the first term in the square brackets using the source current (52) and the fields (51):

$$\begin{aligned} \hat{E}_s^{(1)}(\xi, y, s) &= -\frac{2\pi i}{c} \sum_{m,p} \left[ \iint dx dy \hat{j}_s \mathcal{E}_{mp,s}^* \right] \frac{1 - e^{iq_{mp}s}}{q_{mp}} \mathcal{E}_{mp,s} = \\ &= -\frac{2\pi i q}{c} \sum_{m,p} \frac{1 - e^{iq_{mp}s}}{q_{mp}} \mathcal{E}_{mp,s}^*(0, 0) \mathcal{E}_{mp,s}(\xi, y) \\ &= -\frac{2\pi i q}{ck^2} \left( \frac{2k^2}{R} \right)^{2/3} \sum_{m,p} \frac{1 - e^{iq_{mp}^V s}}{q_{mp}^V} \frac{V'_m(0) V'_m(\xi)}{N_p a / \xi_a} \sin \left[ \frac{\pi p}{b} \left( \frac{b}{2} \right) \right] \sin \left[ \frac{\pi p}{b} \left( \frac{b}{2} + y \right) \right] \\ &\quad - \frac{2\pi i q}{ck^2} \left( \frac{\pi p}{b} \right)^2 \sum_{m,p} \frac{1 - e^{iq_{mp}^U s}}{q_{mp}^U N_p} \frac{U_m(0) U_m(\xi)}{N_p a / \xi_a} \sin \left[ \frac{\pi p}{b} \left( \frac{b}{2} \right) \right] \sin \left[ \frac{\pi p}{b} \left( \frac{b}{2} + y \right) \right]. \quad (\text{A2}) \end{aligned}$$

The second term in Eq. (A1) is computed using Eqs. (56) for  $\hat{\mathbf{E}}_{\perp}^{ss}$ , (42) for  $\mathcal{E}_{mp,\perp}$ , and (51) for  $\mathcal{E}_{mp,s}$ :

$$\begin{aligned}\hat{E}_s^{(2)}(\xi, y, s) &= - \sum_{m,p} \left[ \iint dx dy (\hat{\mathbf{E}}_{\perp}^{ss} \cdot \mathcal{E}_{mp,\perp}^*) \right] (1 - e^{iq_{mp}s}) \mathcal{E}_{mp,s} \\ &= \frac{2iqb}{\omega} \left( \frac{2k^2}{R} \right)^{1/3} \sum_{m,p} \left[ \int_{-\xi_a/2}^{\xi_a/2} d\zeta \psi'_p(\zeta) V_m(\zeta) \right] V'_m(\xi) \frac{1 - e^{iq_{mp}^V s}}{N_p a / \xi_a} \sin \left[ \frac{\pi p}{2} \right] \sin \left[ \frac{\pi p}{b} \left( \frac{b}{2} + y \right) \right] \\ &\quad - \frac{2iqb}{\omega} \left( \frac{\pi p}{b} \right)^2 \left( \frac{2k^2}{R} \right)^{-1/3} \sum_{m,p} \left[ \int_{-\xi_a/2}^{\xi_a/2} d\zeta \psi_p(\zeta) U_m(\zeta) \right] U_m(\xi) \frac{1 - e^{iq_{mp}^U s}}{N_p a / \xi_a} \sin \left[ \frac{\pi p}{2} \right] \sin \left[ \frac{\pi p}{b} \left( \frac{b}{2} + y \right) \right].\end{aligned}\tag{A3}$$

Using the definition of  $\xi_a$  and  $\xi_b$  from (41) and noting that  $N_p = b/2$  for all modes (with  $p \geq 1$ ) contributing to longitudinal field, we rewrite the above equations as follows

$$\begin{aligned}\hat{E}_s^{(1)}(\xi, y, s) &= - \frac{4\pi i q \xi_b^3}{b^4 k \omega} \sum_{m,p} \left\{ \frac{1 - e^{iq_{mp}^V s}}{q_{mp}^V} V'_m(0) V'_m(\xi) + \frac{1 - e^{iq_{mp}^U s}}{q_{mp}^U} \frac{\pi^2 p^2}{\xi_b^2} U_m(0) U_m(\xi) \right\} \times \\ &\quad \times \sin \left[ \frac{\pi p}{2} \right] \sin \left[ \frac{\pi p}{b} \left( \frac{b}{2} + y \right) \right],\end{aligned}\tag{A4}$$

and

$$\begin{aligned}\hat{E}_s^{(2)}(\xi, y, s) &= - \frac{4iq\xi_b^2}{b^2\omega} \sum_{m,p} \left\{ -R_{pm} V'_m(\xi) (1 - e^{iq_{mp}^V s}) + T_{pm} \frac{\pi^2 p^2}{\xi_b^2} U_m(\xi) (1 - e^{iq_{mp}^U s}) \right\} \times \\ &\quad \times \sin \left[ \frac{\pi p}{2} \right] \sin \left[ \frac{\pi p}{b} \left( \frac{b}{2} + y \right) \right],\end{aligned}\tag{A5}$$

where

$$R_{pm} = \int_{-\xi_a/2}^{\xi_a/2} d\xi \psi'_p(\xi) V_m(\xi), \quad T_{pm} = \int_{-\xi_a/2}^{\xi_a/2} d\xi \psi_p(\xi) U_m(\xi).$$

Remember that

$$\hat{E}_s(\xi, y, s) = \hat{E}_s^{(1)}(\xi, y, s) + \hat{E}_s^{(2)}(\xi, y, s).\tag{A6}$$

Eqs. (A6), (A4) and (A5) can be somewhat simplified if one uses the following relations

$$\frac{2\pi}{\xi_b} U_m(0) + \frac{2kq_{mp}^U b^2}{\xi_b^2} \int_{-\xi_a/2}^{\xi_a/2} d\xi U_m(\xi) \psi_p(\xi) = \int_{-\xi_a/2}^{\xi_a/2} d\xi \xi U_m(\xi) \psi_p(\xi),\tag{A7a}$$

$$\frac{2\pi}{\xi_b} V'_m(0) + \frac{2kq_{mp}^V b^2}{\xi_b^2} \int_{-\xi_a/2}^{\xi_a/2} d\xi V'_m(\xi) \psi_p(\xi) = - \int_{-\xi_a/2}^{\xi_a/2} d\xi \xi V_m(\xi) \psi'_p(\xi).\tag{A7b}$$

They allow us to combine the sum (A6) into a single expression for  $\hat{E}_s$ :

$$\begin{aligned} \hat{E}_s(x, y, s) = & \frac{4iq\xi_b^2}{b^2\omega} \sum_{m,p} \left\{ \left[ \int_{-\xi_a/2}^{\xi_a/2} d\zeta \zeta V_m(\zeta) \psi'_p(\zeta) \right] V'_m(\xi) \frac{1 - e^{iq_{mp}^V s}}{\Xi_m^V - \pi^2 p^2 / \xi_b^2} \right. \\ & \left. - \left[ \int_{-\xi_a/2}^{\xi_a/2} d\zeta \zeta \psi_p(\zeta) U_m(\zeta) \right] U_m(\xi) \frac{\pi^2 p^2}{\xi_b^2} \frac{1 - e^{iq_{mp}^U s}}{\Xi_m^U - \pi^2 p^2 / \xi_b^2} \right\} \times \\ & \times \sin \left[ \frac{\pi p}{2} \right] \sin \left[ \frac{\pi p}{b} \left( \frac{b}{2} + y \right) \right]. \quad (\text{A8}) \end{aligned}$$

To prove Eqs. (A7) we use Eqs. (43), (54) and (50) in the following chain of transformations

$$\begin{aligned} \frac{2\pi}{\xi_b} U_m(0) &= \frac{2\pi}{\xi_b} \int_{-\xi_a/2}^{\xi_a/2} d\xi U_m(\xi) \delta(\xi) \\ &= - \int_{-\xi_a/2}^{\xi_a/2} d\xi \left[ U_m(\xi) \psi'_p(\xi) - \frac{\pi^2 p^2}{\xi_b^2} U_m(\xi) \psi_p(\xi) \right] \\ &= - \int_{-\xi_a/2}^{\xi_a/2} d\xi \left[ U_m''(\xi) \psi_p(\xi) - \frac{\pi^2 p^2}{\xi_b^2} U_m(\xi) \psi_p(\xi) \right] \\ &= - \int_{-\xi_a/2}^{\xi_a/2} d\xi \left[ (\Xi_m^U - \xi) U_m(\xi) \psi_p(\xi) - \frac{\pi^2 p^2}{\xi_b^2} U_m(\xi) \psi_p(\xi) \right] \\ &= - \left( \Xi_m^U - \frac{\pi^2 p^2}{\xi_b^2} \right) \int_{-\xi_a/2}^{\xi_a/2} d\xi U_m(\xi) \psi_p(\xi) + \int_{-\xi_a/2}^{\xi_a/2} d\xi \xi U_m(\xi) \psi_p(\xi), \end{aligned}$$

and

$$\begin{aligned} \frac{2\pi}{\xi_b} V'_m(0) &= \frac{2\pi}{\xi_b} \int_{-\xi_a/2}^{\xi_a/2} d\xi V'_m(\xi) \delta(\xi) \\ &= - \int_{-\xi_a/2}^{\xi_a/2} d\xi \left[ V'_m(\xi) \psi''_p(\xi) - \frac{\pi^2 p^2}{\xi_b^2} V'_m(\xi) \psi_p(\xi) \right] \\ &= - \int_{-\xi_a/2}^{\xi_a/2} d\xi \left[ -V_m''(\xi) \psi'_p(\xi) + \frac{\pi^2 p^2}{\xi_b^2} V_m(\xi) \psi'_p(\xi) \right] \\ &= - \int_{-\xi_a/2}^{\xi_a/2} d\xi \left[ -(\Xi_m^V - \xi) V_m(\xi) \psi'_p(\xi) + \frac{\pi^2 p^2}{\xi_b^2} V_m(\xi) \psi'_p(\xi) \right] \\ &= - \left( \Xi_m^V - \frac{\pi^2 p^2}{\xi_b^2} \right) \int_{-\xi_a/2}^{\xi_a/2} d\xi V_m(\xi) \psi'_p(\xi) - \int_{-\xi_a/2}^{\xi_a/2} d\xi \xi V_m(\xi) \psi'_p(\xi). \end{aligned}$$

## APPENDIX B: EXPRESSION FOR $\hat{E}_s$ IN THE LIMIT $s \rightarrow \infty$

Let us now consider  $\hat{E}_s^{(2)}$  given by (A5) in the limit  $s \rightarrow \infty$ . We can neglect the terms  $e^{iq_{mp}^V s}$  and  $e^{iq_{mp}^U s}$  because they are rapidly oscillating functions,

$$\hat{E}_s^{(2)}(\xi, y) = -\frac{4iq\xi_b^2}{b^2\omega} \sum_{m,p} \left[ -R_{pm} V'_m(\xi) + T_{pm} \frac{\pi^2 p^2}{\xi_b^2} U_m(\xi) \right] \sin \left[ \frac{\pi p}{2} \right] \sin \left[ \frac{\pi p}{b} \left( \frac{b}{2} + y \right) \right]. \quad (\text{B1})$$

Note that

$$\sum_m \int d\xi \psi'_p(\xi) V_m(\xi) V_m(\xi)$$

is the expansion of  $\psi'_p(\xi)$  into a series over the complete set of orthogonal functions  $V_m(\xi)$ . Hence,

$$\sum_m R_{pm} V'_m(\xi) = \psi''_p(\xi). \quad (\text{B2})$$

Similarly

$$\sum_m T_{pm} U_m(\xi) = \psi_p(\xi). \quad (\text{B3})$$

Substituting (B2) and (B3) into Eq. (B1) yields

$$\begin{aligned} \hat{E}_s^{(2)}(\xi, y) &= -\frac{4iq\xi_b^2}{b^2\omega} \sum_p \left\{ -\psi''_p(\xi) + \frac{\pi^2 p^2}{\xi_b^2} \psi_p(\xi) \right\} \sin\left[\frac{\pi p}{2}\right] \sin\left[\frac{\pi p}{b}\left(\frac{b}{2} + y\right)\right] \\ &= -\frac{8\pi iq\xi_b}{b^2\omega} \sum_p \delta(\xi) \sin\left[\frac{\pi p}{2}\right] \sin\left[\frac{\pi p}{b}\left(\frac{b}{2} + y\right)\right], \end{aligned} \quad (\text{B4})$$

where we used Eq. (54). The final step is to expand the delta function into series over functions  $U_m$ :

$$\delta(\xi) = \sum_m U_m(0) U_m(\xi), \quad (\text{B5})$$

which gives

$$\hat{E}_s^{(2)}(\xi, y) = -\frac{8\pi iq\xi_b}{b^2\omega} \sum_{m,p} U_m(0) U_m(\xi) \sin\left[\frac{\pi p}{2}\right] \sin\left[\frac{\pi p}{b}\left(\frac{b}{2} + y\right)\right]. \quad (\text{B6})$$

This will now properly combine with  $\hat{E}_s^{(1)}(\xi, y)$  in the limit  $s \rightarrow \infty$ .

We now consider the field  $\hat{E}_s^{(1)}$  given by (A4). In the limit of  $s \rightarrow \infty$  the following asymptotic relations hold

$$\lim_{s \rightarrow \infty} \frac{1 - e^{ias}}{a} = \lim_{s \rightarrow \infty} \frac{1 - \cos as}{a} - i \lim_{s \rightarrow \infty} \frac{\sin as}{a} = \mathcal{P} \frac{1}{a} - i\pi\delta(a) = \frac{1}{a + i0}, \quad (\text{B7})$$

where symbol  $\mathcal{P}$  indicates that integration of  $1/a$  should be treated as a principal integral. Equivalently, we can write

$$\lim_{s \rightarrow \infty} \frac{1 - e^{ias}}{a} = \frac{1}{a + i0}. \quad (\text{B8})$$

Using this relation, we find that in this limit

$$\hat{E}_s^{(1)}(\xi, y) = -\frac{4\pi i q \xi_b^3}{b^3 k \omega} \sum_{m,p} \left\{ \frac{V'_m(0)V'_m(\xi)}{q_{mp}^V + i0} + \frac{U_m(0)U_m(\xi)}{q_{mp}^U + i0} \frac{\pi^2 p^2}{\xi_b^2} \right\} \sin\left[\frac{\pi p}{2}\right] \sin\left[\frac{\pi p}{b}\left(\frac{b}{2} + y\right)\right], \quad (\text{B9})$$

Adding now (B6) and (B9) we obtain

$$\begin{aligned} \hat{E}_s(\xi, y) &= \hat{E}_s^{(1)}(\xi, y) + \hat{E}_s^{(2)}(\xi, y) \\ &= -\frac{4\pi i q \xi_b^3}{b^4 k \omega} \sum_{m,p} \left\{ \frac{V'_m(0)V'_m(\xi)}{q_{mp}^V + i0} + \frac{U_m(0)U_m(\xi)}{q_{mp}^U + i0} \frac{\pi^2 p^2}{\xi_b^2} + \frac{2b^2 k}{\xi_b^2} U_m(0)U_m(\xi) \right\} \times \\ &\quad \times \sin\left[\frac{\pi p}{2}\right] \sin\left[\frac{\pi p}{b}\left(\frac{b}{2} + y\right)\right]. \end{aligned} \quad (\text{B10})$$

Using (50) we arrive to the final formula

$$\begin{aligned} \hat{E}_s(\xi, y) &= -\frac{8\pi i q \xi_b}{b^2 \omega} \sum_{m,p} \left\{ \frac{V'_m(0)V'_m(\xi)}{\Xi_m^V - \pi^2 p^2 / \xi_b^2 + \text{sgn}(\omega) i0} + \frac{\Xi_m^U U_m(0)U_m(\xi)}{\Xi_m^U - \pi^2 p^2 / \xi_b^2 + \text{sgn}(\omega) i0} \right\} \times \\ &\quad \times \sin\left[\frac{\pi p}{2}\right] \sin\left[\frac{\pi p}{b}\left(\frac{b}{2} + y\right)\right]. \end{aligned} \quad (\text{B11})$$

Note that  $\hat{E}_s(\xi, y)$  has singularity at the frequencies where  $\Xi_m - \pi^2 p^2 / \xi_b^2 = 0$ . As it follows from Eqs. (50) and (6), at these frequencies  $q_{mp} = 0$  and  $k_{mp} = \omega/c$ , which means that the phase velocity of these modes is equal to the speed of light. Such modes are resonantly excited by an ultrarelativistic particle, and in steady state their amplitude tends to infinity. A detailed study of excitation of these modes (using a different method) was carried out in [5].

### APPENDIX C: DERIVATION OF EXPRESSION FOR $\hat{E}_s$ FOR A BEAM EXITING TOROIDAL SECTION

In this section, we derive the wake field within a second straight segment given by Eq. (39) for the case of a waveguide with rectangular cross section. Note that in this case the number of summations in Eqs. (38) and (39) reduces by two since the transformation matrix has a form

$$\alpha_{mp|mp'} = \alpha_{m|m'} \delta_{pp'}, \quad (\text{C1})$$

and the integral in the square brackets can be calculated analytically.

Taking into account the specific form (C1) of the coefficients  $\alpha_{mp|mp'} = \alpha_{m|m'} \delta_{pp'}$  in this case reduces (39) to

$$\hat{E}_s = \sum_{p,m,m',m''} \left[ \iint dx dy \left( \hat{\psi} - \frac{2\pi}{\omega q_{mp}} \hat{j}_s \right) \text{div} \tilde{\mathcal{E}}_{m''p,\perp}^* \right] \alpha_{m|m'} \alpha_{m|m''}^* (1 - e^{iq_{mp}l}) e^{i\tilde{q}_{m'p}(s-l)} \tilde{\mathcal{E}}_{m'p,s}, \quad (\text{C2})$$

where

$$\alpha_{m|m'} \equiv \iint dx dy (\mathcal{E}_{mp,\perp} \cdot \widetilde{\mathcal{E}}_{m'p,\perp}), \quad (\text{C3})$$

and  $\alpha_{m|m'}^* = \alpha_{m|m'}$  because  $\mathcal{E}_{mp,\perp}$  and  $\widetilde{\mathcal{E}}_{m'p,\perp}$  are real functions.

To distinguish between the  $\alpha_{m|m'}$  coefficients for  $E_x$  and  $E_y$  modes we will use subscripts  $V$  and  $U$  correspondingly. With the use of Eqs. (58)  $\alpha_{m|m'}$  can be rewritten as

$$\alpha_{m|m'}^V = \int_{-\xi_a/2}^{\xi_a/2} d\xi V_m(\xi) \cos \left[ \frac{\pi m'}{\xi_a} \left( \frac{\xi_a}{2} + \xi \right) \right] / \sqrt{\widetilde{N}_{m'}^V}. \quad (\text{C4})$$

and

$$\alpha_{m|m'}^U = \int_{-\xi_a/2}^{\xi_a/2} d\xi U_m(\xi) \sin \left[ \frac{\pi m'}{\xi_a} \left( \frac{\xi_a}{2} + \xi \right) \right] / \sqrt{\widetilde{N}_{m'}^U}. \quad (\text{C5})$$

In the limit  $\pi^2 m^2 \gg 2\xi_a^3$ , the toroidal eigenmodes approach those of the straight waveguide, and, hence,

$$\alpha_{m|m'} \approx \delta_{mm'}. \quad (\text{C6})$$

Let us now calculate the matrix element

$$I = \iint dx dy \left( \hat{\psi} - \frac{2\pi}{\omega q_{mp}} \hat{j}_s \right) \text{div} \widetilde{\mathcal{E}}_{m'p,\perp}^*.$$

We first calculate contribution from  $E_x$  mode, denoting it by  $I^V$ :

$$I^V = -\frac{2}{\sqrt{ab}} \frac{\pi m''}{a} \iint dx dy \left( \hat{\psi} - \frac{2\pi}{\omega q_{mp}^V} \hat{j}_s \right) \sin \left[ \frac{\pi m''}{\xi_a} \left( \frac{\xi_a}{2} + \xi \right) \right] \sin \left[ \frac{\pi p}{b} \left( \frac{b}{2} + y \right) \right].$$

Since it turns into zero both for  $p = 0$  and  $m'' = 0$ , we dropped here the terms with  $\delta_{p0}$  and  $\delta_{m''0}$  that come from normalization factors. Putting here  $\hat{\psi}$  from Eq. (53) and  $\hat{j}_s$  from (52) gives

$$I^V = \frac{2}{\sqrt{ab}} \frac{q}{c} \frac{\pi m''}{a} \left( \frac{2ab}{\xi_a} \int_{-\xi_a/2}^{\xi_a/2} d\xi \psi_p \sin \left[ \frac{\pi m''}{\xi_a} \left( \frac{\xi_a}{2} + \xi \right) \right] + \frac{2\pi}{k q_{mp}^V} \sin \left[ \frac{\pi m''}{2} \right] \right) \sin \left[ \frac{\pi p}{2} \right].$$

Since  $\psi_p(\xi)$  given by Eq. (55) is an even function of  $\xi$ , we have

$$\int_{-\xi_a/2}^{\xi_a/2} d\xi \psi_p \sin \left[ \frac{\pi m''}{\xi_a} \left( \frac{\xi_a}{2} + \xi \right) \right] = \sin \left[ \frac{\pi m''}{2} \right] \int_{-\xi_a/2}^{\xi_a/2} d\xi \psi_p \cos \left[ \frac{\pi m''}{\xi_a} \xi \right],$$

and straightforward integration gives

$$\frac{1}{\xi_a} \int_{-\xi_a/2}^{\xi_a/2} d\xi \psi_p \cos \left[ \frac{\pi m''}{\xi_a} \xi \right] = \frac{2\pi}{\xi_a \xi_b} \frac{(1 - \cos[\pi m''/2] / \cosh[\pi p \xi_a / 2 \xi_b])}{(\pi^2 m''^2 / \xi_a^2 + \pi^2 p^2 / \xi_b^2)}$$

Since  $\sin[\pi m''/2] \cos[\pi m''/2] = 0$ , the second term in the numerator of the right side can be dropped. Hence,

$$I^V = \frac{q}{c} \frac{8\pi}{\sqrt{\xi_a \xi_b}} \frac{\pi m''}{\xi_a} \left( \frac{1}{\pi^2 m''^2 / \xi_a^2 + \pi^2 p^2 / \xi_b^2} + \frac{1}{\Xi_m^V - \pi^2 p^2 / \xi_b^2} \right) \sin\left[\frac{\pi p}{2}\right] \sin\left[\frac{\pi m''}{2}\right].$$

Similar calculations give the contribution  $I^U$  of the  $E_y$  mode into the integral  $I$ :

$$I^U = \frac{q}{c} \frac{8\pi}{\sqrt{\xi_a \xi_b}} \frac{\pi p}{\xi_b} \left( \frac{1}{\pi^2 m''^2 / \xi_a^2 + \pi^2 p^2 / \xi_b^2} + \frac{1}{\Xi_m^U - \pi^2 p^2 / \xi_b^2} \right) \sin\left[\frac{\pi p}{2}\right] \sin\left[\frac{\pi m''}{2}\right].$$

Gathering all together, we get

$$\hat{E}_s(x, y, s) = \hat{E}_s^U(x, y, s) + \hat{E}_s^V(x, y, s) \quad (\text{C7})$$

where

$$\begin{aligned} \hat{E}_s^U(x, y, s) &= \frac{q}{c} \frac{8\pi}{\sqrt{\xi_a \xi_b}} \sum_{p, m, m', m''} \left( \frac{1}{\pi^2 m''^2 / \xi_a^2 + \pi^2 p^2 / \xi_b^2} + \frac{1}{\Xi_m^U - \pi^2 p^2 / \xi_b^2} \right) \times \\ &\times \sin\left[\frac{\pi p}{2}\right] \sin\left[\frac{\pi m''}{2}\right] (1 - e^{iq_{mp}^U}) e^{i\bar{q}_{m'p}^U (s-l)} \left( -\frac{\pi p}{b} \frac{\pi p}{\xi_b} \alpha_{m|m'}^U \alpha_{m|m''}^{U*} \right) \times \\ &\times \frac{i}{k} \frac{2}{\sqrt{ab}} \sin\left[\frac{\pi p}{b} \left(\frac{b}{2} + y\right)\right] \sin\left[\frac{\pi m'}{a} \left(\frac{a}{2} + x\right)\right], \end{aligned}$$

and

$$\begin{aligned} \hat{E}_s^V(x, y, s) &= \frac{q}{c} \frac{8\pi}{\sqrt{\xi_a \xi_b}} \sum_{p, m, m', m''} \left( \frac{1}{\pi^2 m''^2 / \xi_a^2 + \pi^2 p^2 / \xi_b^2} + \frac{1}{\Xi_m^V - \pi^2 p^2 / \xi_b^2} \right) \times \\ &\times \sin\left[\frac{\pi p}{2}\right] \sin\left[\frac{\pi m''}{2}\right] (1 - e^{iq_{mp}^V}) e^{i\bar{q}_{m'p}^V (s-l)} \left( -\frac{\pi m'}{a} \frac{\pi m''}{\xi_a} \alpha_{m|m'}^V \alpha_{m|m''}^{V*} \right) \times \\ &\times \frac{i}{k} \frac{2}{\sqrt{ab}} \sin\left[\frac{\pi p}{b} \left(\frac{b}{2} + y\right)\right] \sin\left[\frac{\pi m'}{a} \left(\frac{a}{2} + x\right)\right]. \end{aligned}$$

The wake field at the particle trajectory is equal to

$$\begin{aligned} \hat{E}_s(0, 0, s) &= -\frac{16\pi i q}{\omega ab} \sum_m \sum'_{p, m', m''} (-1)^{(m'-1)/2} (-1)^{(m''-1)/2} \times \\ &\times \left[ p^2 A^2 \alpha_{m|m'}^U \alpha_{m|m''}^{U*} \left( \frac{1}{m''^2 + p^2 A^2} + \frac{1}{\Xi_m^U \xi_a^2 / \pi^2 - p^2 A^2} \right) (1 - e^{iq_{mp}^U}) e^{i\bar{q}_{m'p}^U (s-l)} + \right. \\ &\left. + m' m'' \alpha_{m|m'}^V \alpha_{m|m''}^{V*} \left( \frac{1}{m''^2 + p^2 A^2} + \frac{1}{\Xi_m^V \xi_a^2 / \pi^2 - p^2 A^2} \right) (1 - e^{iq_{mp}^V}) e^{i\bar{q}_{m'p}^V (s-l)} \right], \quad (\text{C8}) \end{aligned}$$

where  $A = a/b$  and the sum  $\sum'$  stands for summation over odd positive numbers. Since  $\Xi_m \approx -\pi^2 m^2 / \xi_a^2$  and  $\alpha_{m|m'} \approx \delta_{mm'}$  for large  $m$  and  $m'$ , it is expected that the sum (C8) converges fast enough.

### APPENDIX D: INTEGRATED FIELD FOR A TOROIDAL SECTION

It is easy to derive an expression for the longitudinal field integrated over distance  $s$  from the entrance to the toroid  $s = 0$  to its end  $s = l$  and then over the straight pipe from  $s = l$  to infinity. We use Eq. (C8) to carry out this integration.

We start with integration from  $s = l$  to infinity using the explicit dependence versus  $s$  of the right side of the equation. Integration of these  $s$  dependent factor for  $E_x$  mode gives

$$\int_{s=l}^{\infty} ds e^{i\tilde{q}_{m'p}^V(s-l)} = -\frac{1}{i\tilde{q}_{m'p}^V}, \quad (\text{D1})$$

where for convergence as  $s \rightarrow \infty$  we formally assumed that  $\tilde{q}_{m'p}^V$  has infinitesimally small positive imaginary part, which is responsible for damping of the waves as they propagates along the straight pipe. Hence in the integrated field the factor  $e^{i\tilde{q}_{m'p}^V(s-l)}$  should be replaced by the expression (D1).

To integrate the field inside the toroid, we first set  $s = l = l'$ . Then Eq. (C8) gives the field at a distance  $l'$  from the entrance to the toroid, and we need to integrate it over  $l'$  from  $l' = 0$  to  $l' = l$ . This is trivial using the relations

$$\int_{l'=0}^l dl' (1 - e^{iq_{mp}^V l'}) = l - \frac{1}{iq_{mp}^V} (e^{iq_{mp}^V l} - 1). \quad (\text{D2})$$

Now combining both integrals we arrive at the following result

$$l + i \left(1 - e^{iq_{mp}^V l}\right) \left( \frac{1}{\tilde{q}_{m'p}^V} - \frac{1}{q_{mp}^V} \right). \quad (\text{D3})$$

Similar expression is obtained for  $E_y$  mode, which gives the following formula

$$\begin{aligned} \int_{s=0}^{\infty} ds \hat{E}_s(0, 0, s) = & -\frac{16\pi i q}{\omega ab} \sum_m \sum'_{p, m', m''} (-1)^{(m'-1)/2} (-1)^{(m''-1)/2} \times \\ & \times \left[ p^2 A^2 \alpha_{m|m'}^U \alpha_{m|m''}^{U*} \left( \frac{1}{m''^2 + p^2 A^2} + \frac{1}{\Xi_m^U \xi_a^2 / \pi^2 - p^2 A^2} \right) \left( l + i \left(1 - e^{iq_{mp}^U l}\right) \left( \frac{1}{\tilde{q}_{m'p}^U} - \frac{1}{q_{mp}^U} \right) \right) + \right. \\ & \left. + m' m'' \alpha_{m|m'}^V \alpha_{m|m''}^{V*} \left( \frac{1}{m''^2 + p^2 A^2} + \frac{1}{\Xi_m^V \xi_a^2 / \pi^2 - p^2 A^2} \right) \left( l + i \left(1 - e^{iq_{mp}^V l}\right) \left( \frac{1}{\tilde{q}_{m'p}^V} - \frac{1}{q_{mp}^V} \right) \right) \right] \quad (\text{D4}) \end{aligned}$$



for the integrated field. For the numerical algorithm we rewrite this formula as

$$\begin{aligned}
\int_{s=0}^{\infty} ds \hat{E}_s(0, 0, s) = & -\frac{16\pi i q}{\omega ab} \sum_m \sum'_{p, m', m''} (-1)^{(m'-1)/2} (-1)^{(m''-1)/2} \times \\
& \times \left[ p^2 A^2 \alpha_{m|m'}^U \alpha_{m|m''}^{U*} \left( \frac{1}{m'^2 + p^2 A^2} + \frac{1}{\Xi_m^U \xi_a^2 / \pi^2 - p^2 A^2} \right) \times \right. \\
& \times \left( l - \frac{i}{q_{mp}^U} (1 - e^{iq_{mp}^U l}) + \frac{i}{\bar{q}_{m'p}^U} (1 - e^{iq_{m'p}^U l}) \right) + \\
& + m' m'' \alpha_{m|m'}^V \alpha_{m|m''}^{V*} \left( \frac{1}{m'^2 + p^2 A^2} + \frac{1}{\Xi_m^V \xi_a^2 / \pi^2 - p^2 A^2} \right) \times \\
& \left. \times \left( l - \frac{i}{q_{mp}^V} (1 - e^{iq_{mp}^V l}) + \frac{i}{\bar{q}_{m'p}^V} (1 - e^{iq_{m'p}^V l}) \right) \right]. \quad (D5)
\end{aligned}$$