

## Model-independent search for the decay $B^+ \rightarrow \ell^+ \nu_\ell \gamma$

B. Aubert,<sup>1</sup> Y. Karyotakis,<sup>1</sup> J. P. Lees,<sup>1</sup> V. Poireau,<sup>1</sup> E. Prencipe,<sup>1</sup> X. Prudent,<sup>1</sup> V. Tisserand,<sup>1</sup> J. Garra Tico,<sup>2</sup> E. Grauges,<sup>2</sup> M. Martinelli<sup>ab,3</sup> A. Palano<sup>ab,3</sup> M. Pappagallo<sup>ab,3</sup> G. Eigen,<sup>4</sup> B. Stugu,<sup>4</sup> L. Sun,<sup>4</sup> M. Battaglia,<sup>5</sup> D. N. Brown,<sup>5</sup> L. T. Kerth,<sup>5</sup> Yu. G. Kolomensky,<sup>5</sup> G. Lynch,<sup>5</sup> I. L. Osipenkov,<sup>5</sup> K. Tackmann,<sup>5</sup> T. Tanabe,<sup>5</sup> C. M. Hawkes,<sup>6</sup> N. Soni,<sup>6</sup> A. T. Watson,<sup>6</sup> H. Koch,<sup>7</sup> T. Schroeder,<sup>7</sup> D. J. Asgeirsson,<sup>8</sup> B. G. Fulsom,<sup>8</sup> C. Hearty,<sup>8</sup> T. S. Mattison,<sup>8</sup> J. A. McKenna,<sup>8</sup> M. Barrett,<sup>9</sup> A. Khan,<sup>9</sup> A. Randle-Conde,<sup>9</sup> V. E. Blinov,<sup>10</sup> A. D. Bukin,<sup>10,\*</sup> A. R. Buzykaev,<sup>10</sup> V. P. Druzhinin,<sup>10</sup> V. B. Golubev,<sup>10</sup> A. P. Onuchin,<sup>10</sup> S. I. Serednyakov,<sup>10</sup> Yu. I. Skovpen,<sup>10</sup> E. P. Solodov,<sup>10</sup> K. Yu. Todyshev,<sup>10</sup> M. Bondioli,<sup>11</sup> S. Curry,<sup>11</sup> I. Eschrich,<sup>11</sup> D. Kirkby,<sup>11</sup> A. J. Lankford,<sup>11</sup> P. Lund,<sup>11</sup> M. Mandelkern,<sup>11</sup> E. C. Martin,<sup>11</sup> D. P. Stoker,<sup>11</sup> H. Atmacan,<sup>12</sup> J. W. Gary,<sup>12</sup> F. Liu,<sup>12</sup> O. Long,<sup>12</sup> G. M. Vitug,<sup>12</sup> Z. Yasin,<sup>12</sup> V. Sharma,<sup>13</sup> C. Campagnari,<sup>14</sup> T. M. Hong,<sup>14</sup> D. Kovalskyi,<sup>14</sup> M. A. Mazur,<sup>14</sup> J. D. Richman,<sup>14</sup> T. W. Beck,<sup>15</sup> A. M. Eisner,<sup>15</sup> C. A. Heusch,<sup>15</sup> J. Kroseberg,<sup>15</sup> W. S. Lockman,<sup>15</sup> A. J. Martinez,<sup>15</sup> T. Schalk,<sup>15</sup> B. A. Schumm,<sup>15</sup> A. Seiden,<sup>15</sup> L. Wang,<sup>15</sup> L. O. Winstrom,<sup>15</sup> C. H. Cheng,<sup>16</sup> D. A. Doll,<sup>16</sup> B. Echenard,<sup>16</sup> F. Fang,<sup>16</sup> D. G. Hitlin,<sup>16</sup> I. Narsky,<sup>16</sup> P. Ongmongkolkul,<sup>16</sup> T. Piatenko,<sup>16</sup> F. C. Porter,<sup>16</sup> R. Andreassen,<sup>17</sup> G. Mancinelli,<sup>17</sup> B. T. Meadows,<sup>17</sup> K. Mishra,<sup>17</sup> M. D. Sokoloff,<sup>17</sup> P. C. Bloom,<sup>18</sup> W. T. Ford,<sup>18</sup> A. Gaz,<sup>18</sup> J. F. Hirschauer,<sup>18</sup> M. Nagel,<sup>18</sup> U. Nauenberg,<sup>18</sup> J. G. Smith,<sup>18</sup> S. R. Wagner,<sup>18</sup> R. Ayad,<sup>19,†</sup> W. H. Toki,<sup>19</sup> R. J. Wilson,<sup>19</sup> E. Feltresi,<sup>20</sup> A. Hauke,<sup>20</sup> H. Jasper,<sup>20</sup> T. M. Karbach,<sup>20</sup> J. Merkel,<sup>20</sup> A. Petzold,<sup>20</sup> B. Spaan,<sup>20</sup> K. Wacker,<sup>20</sup> M. J. Kobel,<sup>21</sup> R. Nogowski,<sup>21</sup> K. R. Schubert,<sup>21</sup> R. Schwierz,<sup>21</sup> A. Volk,<sup>21</sup> D. Bernard,<sup>22</sup> E. Latour,<sup>22</sup> M. Verderi,<sup>22</sup> P. J. Clark,<sup>23</sup> S. Playfer,<sup>23</sup> J. E. Watson,<sup>23</sup> M. Andreotti<sup>ab,24</sup> D. Bettoni<sup>a,24</sup> C. Bozzi<sup>a,24</sup> R. Calabrese<sup>ab,24</sup> A. Cecchi<sup>ab,24</sup> G. Cibinetto<sup>ab,24</sup> E. Fioravanti<sup>ab,24</sup> P. Franchini<sup>ab,24</sup> E. Luppi<sup>ab,24</sup> M. Munerato<sup>ab,24</sup> M. Negrini<sup>ab,24</sup> A. Petrella<sup>ab,24</sup> L. Piemontese<sup>a,24</sup> V. Santoro<sup>ab,24</sup> R. Baldini-Feroli,<sup>25</sup> A. Calcaterra,<sup>25</sup> R. de Sangro,<sup>25</sup> G. Finocchiaro,<sup>25</sup> S. Pacetti,<sup>25</sup> P. Patteri,<sup>25</sup> I. M. Peruzzi,<sup>25,‡</sup> M. Piccolo,<sup>25</sup> M. Rama,<sup>25</sup> A. Zallo,<sup>25</sup> R. Contri<sup>ab,26</sup> E. Guido,<sup>26</sup> M. Lo Vetere<sup>ab,26</sup> M. R. Monge<sup>ab,26</sup> S. Passaggio<sup>a,26</sup> C. Patrignani<sup>ab,26</sup> E. Robutti<sup>a,26</sup> S. Tosi<sup>ab,26</sup> K. S. Chaisanguanthum,<sup>27</sup> M. Morii,<sup>27</sup> A. Adametz,<sup>28</sup> J. Marks,<sup>28</sup> S. Schenk,<sup>28</sup> U. Uwer,<sup>28</sup> F. U. Bernlochner,<sup>29</sup> V. Klose,<sup>29</sup> H. M. Lacker,<sup>29</sup> D. J. Bard,<sup>30</sup> P. D. Dauncey,<sup>30</sup> M. Tibbetts,<sup>30</sup> P. K. Behera,<sup>31</sup> M. J. Charles,<sup>31</sup> U. Mallik,<sup>31</sup> J. Cochran,<sup>32</sup> H. B. Crawley,<sup>32</sup> L. Dong,<sup>32</sup> V. Eyges,<sup>32</sup> W. T. Meyer,<sup>32</sup> S. Prell,<sup>32</sup> E. I. Rosenberg,<sup>32</sup> A. E. Rubin,<sup>32</sup> Y. Y. Gao,<sup>33</sup> A. V. Gritsan,<sup>33</sup> Z. J. Guo,<sup>33</sup> N. Arnaud,<sup>34</sup> J. Béquilleux,<sup>34</sup> A. D’Orazio,<sup>34</sup> M. Davier,<sup>34</sup> D. Derkach,<sup>34</sup> J. Firmino da Costa,<sup>34</sup> G. Grosdidier,<sup>34</sup> F. Le Diberder,<sup>34</sup> V. Lepeltier,<sup>34</sup> A. M. Lutz,<sup>34</sup> B. Malaescu,<sup>34</sup> S. Pruvot,<sup>34</sup> P. Roudeau,<sup>34</sup> M. H. Schune,<sup>34</sup> J. Serrano,<sup>34</sup> V. Sordini,<sup>34,§</sup> A. Stocchi,<sup>34</sup> G. Wormser,<sup>34</sup> D. J. Lange,<sup>35</sup> D. M. Wright,<sup>35</sup> I. Bingham,<sup>36</sup> J. P. Burke,<sup>36</sup> C. A. Chavez,<sup>36</sup> J. R. Fry,<sup>36</sup> E. Gabathuler,<sup>36</sup> R. Gamet,<sup>36</sup> D. E. Hutchcroft,<sup>36</sup> D. J. Payne,<sup>36</sup> C. Touramanis,<sup>36</sup> A. J. Bevan,<sup>37</sup> C. K. Clarke,<sup>37</sup> F. Di Lodovico,<sup>37</sup> R. Sacco,<sup>37</sup> M. Sigamani,<sup>37</sup> G. Cowan,<sup>38</sup> S. Paramesvaran,<sup>38</sup> A. C. Wren,<sup>38</sup> D. N. Brown,<sup>39</sup> C. L. Davis,<sup>39</sup> A. G. Denig,<sup>40</sup> M. Fritsch,<sup>40</sup> W. Gradl,<sup>40</sup> A. Hafner,<sup>40</sup> K. E. Alwyn,<sup>41</sup> D. Bailey,<sup>41</sup> R. J. Barlow,<sup>41</sup> G. Jackson,<sup>41</sup> G. D. Lafferty,<sup>41</sup> T. J. West,<sup>41</sup> J. I. Yi,<sup>41</sup> J. Anderson,<sup>42</sup> C. Chen,<sup>42</sup> A. Jawahery,<sup>42</sup> D. A. Roberts,<sup>42</sup> G. Simi,<sup>42</sup> J. M. Tuggle,<sup>42</sup> C. Dallapiccola,<sup>43</sup> E. Salvati,<sup>43</sup> R. Cowan,<sup>44</sup> D. Dujmic,<sup>44</sup> P. H. Fisher,<sup>44</sup> S. W. Henderson,<sup>44</sup> G. Sciolla,<sup>44</sup> M. Spitznagel,<sup>44</sup> R. K. Yamamoto,<sup>44</sup> M. Zhao,<sup>44</sup> D. M. Lindemann,<sup>45</sup> P. M. Patel,<sup>45</sup> S. H. Robertson,<sup>45</sup> M. Schram,<sup>45</sup> P. Biassoni<sup>ab,46</sup> A. Lazzaro<sup>ab,46</sup> V. Lombardo<sup>a,46</sup> F. Palombo<sup>ab,46</sup> S. Stracka<sup>ab,46</sup> J. M. Bauer,<sup>47</sup> L. Cremaldi,<sup>47</sup> R. Godang,<sup>47,¶</sup> R. Kroeger,<sup>47</sup> P. Sonnek,<sup>47</sup> D. J. Summers,<sup>47</sup> H. W. Zhao,<sup>47</sup> M. Simard,<sup>48</sup> P. Taras,<sup>48</sup> H. Nicholson,<sup>49</sup> G. De Nardo<sup>ab,50</sup> L. Lista<sup>a,50</sup> D. Monorchio<sup>ab,50</sup> G. Onorato<sup>ab,50</sup> C. Sciacca<sup>ab,50</sup> G. Raven,<sup>51</sup> H. L. Snoek,<sup>51</sup> C. P. Jessop,<sup>52</sup> K. J. Knoepfel,<sup>52</sup> J. M. LoSecco,<sup>52</sup> W. F. Wang,<sup>52</sup> L. A. Corwin,<sup>53</sup> K. Honscheid,<sup>53</sup> H. Kagan,<sup>53</sup> R. Kass,<sup>53</sup> J. P. Morris,<sup>53</sup> A. M. Rahimi,<sup>53</sup> J. J. Regensburger,<sup>53</sup> S. J. Sekula,<sup>53</sup> Q. K. Wong,<sup>53</sup> N. L. Blount,<sup>54</sup> J. Brau,<sup>54</sup> R. Frey,<sup>54</sup> O. Igonkina,<sup>54</sup> J. A. Kolb,<sup>54</sup> M. Lu,<sup>54</sup> R. Rahmat,<sup>54</sup> N. B. Sinev,<sup>54</sup> D. Strom,<sup>54</sup> J. Strube,<sup>54</sup> E. Torrence,<sup>54</sup> G. Castelli<sup>ab,55</sup> N. Gagliardi<sup>ab,55</sup> M. Margoni<sup>ab,55</sup> M. Morandin<sup>a,55</sup> M. Posocco<sup>a,55</sup> M. Rotondo<sup>a,55</sup> F. Simonetto<sup>ab,55</sup> R. Stroili<sup>ab,55</sup> C. Voci<sup>ab,55</sup> P. del Amo Sanchez,<sup>56</sup> E. Ben-Haim,<sup>56</sup> G. R. Bonneaud,<sup>56</sup> H. Briand,<sup>56</sup> J. Chauveau,<sup>56</sup> O. Hamon,<sup>56</sup> Ph. Leruste,<sup>56</sup> G. Marchiori,<sup>56</sup> J. Ocariz,<sup>56</sup> A. Perez,<sup>56</sup> J. Prendki,<sup>56</sup> S. Sitt,<sup>56</sup> L. Gladney,<sup>57</sup> M. Biasini<sup>ab,58</sup> E. Manoni<sup>ab,58</sup> C. Angelini<sup>ab,59</sup> G. Batignani<sup>ab,59</sup>

S. Bettarini<sup>ab,59</sup> G. Calderini<sup>ab,59,\*\*</sup> M. Carpinelli<sup>ab,59,††</sup> A. Cervelli<sup>ab,59</sup> F. Forti<sup>ab,59</sup> M. A. Giorgi<sup>ab,59</sup>  
 A. Lusiani<sup>ac,59</sup> M. Morganti<sup>ab,59</sup> N. Neri<sup>ab,59</sup> E. Paoloni<sup>ab,59</sup> G. Rizzo<sup>ab,59</sup> J. J. Walsh<sup>a,59</sup> D. Lopes Pegna,<sup>60</sup>  
 C. Lu,<sup>60</sup> J. Olsen,<sup>60</sup> A. J. S. Smith,<sup>60</sup> A. V. Telnov,<sup>60</sup> F. Anulli<sup>a,61</sup> E. Baracchini<sup>ab,61</sup> G. Cavoto<sup>a,61</sup> R. Faccini<sup>ab,61</sup>  
 F. Ferrarotto<sup>a,61</sup> F. Ferroni<sup>ab,61</sup> M. Gaspero<sup>ab,61</sup> P. D. Jackson<sup>a,61</sup> L. Li Gioi<sup>a,61</sup> M. A. Mazzoni<sup>a,61</sup> S. Morganti<sup>a,61</sup>  
 G. Piredda<sup>a,61</sup> F. Renga<sup>ab,61</sup> C. Voena<sup>a,61</sup> M. Ebert,<sup>62</sup> T. Hartmann,<sup>62</sup> H. Schröder,<sup>62</sup> R. Waldi,<sup>62</sup> T. Adye,<sup>63</sup>  
 B. Franek,<sup>63</sup> E. O. Olaiya,<sup>63</sup> F. F. Wilson,<sup>63</sup> S. Emery,<sup>64</sup> L. Esteve,<sup>64</sup> G. Hamel de Monchenault,<sup>64</sup> W. Kozanecki,<sup>64</sup>  
 G. Vasseur,<sup>64</sup> Ch. Yèche,<sup>64</sup> M. Zito,<sup>64</sup> M. T. Allen,<sup>65</sup> D. Aston,<sup>65</sup> R. Bartoldus,<sup>65</sup> J. F. Benitez,<sup>65</sup> R. Cenci,<sup>65</sup>  
 J. P. Coleman,<sup>65</sup> M. R. Convery,<sup>65</sup> J. C. Dingfelder,<sup>65</sup> J. Dorfan,<sup>65</sup> G. P. Dubois-Felsmann,<sup>65</sup> W. Dunwoodie,<sup>65</sup>  
 R. C. Field,<sup>65</sup> M. Franco Sevilla,<sup>65</sup> A. M. Gabareen,<sup>65</sup> M. T. Graham,<sup>65</sup> P. Grenier,<sup>65</sup> C. Hast,<sup>65</sup> W. R. Innes,<sup>65</sup>  
 J. Kaminski,<sup>65</sup> M. H. Kelsey,<sup>65</sup> H. Kim,<sup>65</sup> P. Kim,<sup>65</sup> M. L. Kocian,<sup>65</sup> D. W. G. S. Leith,<sup>65</sup> S. Li,<sup>65</sup> B. Lindquist,<sup>65</sup>  
 S. Luitz,<sup>65</sup> V. Luth,<sup>65</sup> H. L. Lynch,<sup>65</sup> D. B. MacFarlane,<sup>65</sup> H. Marsiske,<sup>65</sup> R. Messner,<sup>65,\*</sup> D. R. Muller,<sup>65</sup>  
 H. Neal,<sup>65</sup> S. Nelson,<sup>65</sup> C. P. O'Grady,<sup>65</sup> I. Ofte,<sup>65</sup> M. Perl,<sup>65</sup> B. N. Ratcliff,<sup>65</sup> A. Roodman,<sup>65</sup> A. A. Salnikov,<sup>65</sup>  
 R. H. Schindler,<sup>65</sup> J. Schwiening,<sup>65</sup> A. Snyder,<sup>65</sup> D. Su,<sup>65</sup> M. K. Sullivan,<sup>65</sup> K. Suzuki,<sup>65</sup> S. K. Swain,<sup>65</sup>  
 J. M. Thompson,<sup>65</sup> J. Va'vra,<sup>65</sup> A. P. Wagner,<sup>65</sup> M. Weaver,<sup>65</sup> C. A. West,<sup>65</sup> W. J. Wisniewski,<sup>65</sup> M. Wittgen,<sup>65</sup>  
 D. H. Wright,<sup>65</sup> H. W. Wulsin,<sup>65</sup> A. K. Yarritu,<sup>65</sup> C. C. Young,<sup>65</sup> V. Ziegler,<sup>65</sup> X. R. Chen,<sup>66</sup> H. Liu,<sup>66</sup> W. Park,<sup>66</sup>  
 M. V. Purohit,<sup>66</sup> R. M. White,<sup>66</sup> J. R. Wilson,<sup>66</sup> P. R. Burchat,<sup>67</sup> A. J. Edwards,<sup>67</sup> T. S. Miyashita,<sup>67</sup> S. Ahmed,<sup>68</sup>  
 M. S. Alam,<sup>68</sup> J. A. Ernst,<sup>68</sup> B. Pan,<sup>68</sup> M. A. Saeed,<sup>68</sup> S. B. Zain,<sup>68</sup> A. Soffer,<sup>69</sup> S. M. Spanier,<sup>70</sup> B. J. Wogland,<sup>70</sup>  
 R. Eckmann,<sup>71</sup> J. L. Ritchie,<sup>71</sup> A. M. Ruland,<sup>71</sup> C. J. Schilling,<sup>71</sup> R. F. Schwitters,<sup>71</sup> B. C. Wray,<sup>71</sup>  
 B. W. Drummond,<sup>72</sup> J. M. Izen,<sup>72</sup> X. C. Lou,<sup>72</sup> F. Bianchi<sup>ab,73</sup> D. Gamba<sup>ab,73</sup> M. Pelliccioni<sup>ab,73</sup> M. Bomben<sup>ab,74</sup>  
 L. Bosisio<sup>ab,74</sup> C. Cartaro<sup>ab,74</sup> G. Della Ricca<sup>ab,74</sup> L. Lanceri<sup>ab,74</sup> L. Vitale<sup>ab,74</sup> V. Azzolini,<sup>75</sup> N. Lopez-March,<sup>75</sup>  
 F. Martinez-Vidal,<sup>75</sup> D. A. Milanes,<sup>75</sup> A. Oyanguren,<sup>75</sup> J. Albert,<sup>76</sup> Sw. Banerjee,<sup>76</sup> B. Bhuyan,<sup>76</sup> H. H. F. Choi,<sup>76</sup>  
 K. Hamano,<sup>76</sup> G. J. King,<sup>76</sup> R. Kowalewski,<sup>76</sup> M. J. Lewczuk,<sup>76</sup> I. M. Nugent,<sup>76</sup> J. M. Roney,<sup>76</sup> R. J. Sobie,<sup>76</sup>  
 T. J. Gershon,<sup>77</sup> P. F. Harrison,<sup>77</sup> J. Ilic,<sup>77</sup> T. E. Latham,<sup>77</sup> G. B. Mohanty,<sup>77</sup> E. M. T. Puccio,<sup>77</sup>  
 H. R. Band,<sup>78</sup> X. Chen,<sup>78</sup> S. Dasu,<sup>78</sup> K. T. Flood,<sup>78</sup> Y. Pan,<sup>78</sup> R. Prepost,<sup>78</sup> C. O. Vuosalo,<sup>78</sup> and S. L. Wu<sup>78</sup>

(The BABAR Collaboration)

<sup>1</sup>Laboratoire d'Annecy-le-Vieux de Physique des Particules (LAPP),

Université de Savoie, CNRS/IN2P3, F-74941 Annecy-Le-Vieux, France

<sup>2</sup>Universitat de Barcelona, Facultat de Física, Departament ECM, E-08028 Barcelona, Spain

<sup>3</sup>INFN Sezione di Bari<sup>a</sup>; Dipartimento di Fisica, Università di Bari<sup>b</sup>, I-70126 Bari, Italy

<sup>4</sup>University of Bergen, Institute of Physics, N-5007 Bergen, Norway

<sup>5</sup>Lawrence Berkeley National Laboratory and University of California, Berkeley, California 94720, USA

<sup>6</sup>University of Birmingham, Birmingham, B15 2TT, United Kingdom

<sup>7</sup>Ruhr Universität Bochum, Institut für Experimentalphysik 1, D-44780 Bochum, Germany

<sup>8</sup>University of British Columbia, Vancouver, British Columbia, Canada V6T 1Z1

<sup>9</sup>Brunel University, Uxbridge, Middlesex UB8 3PH, United Kingdom

<sup>10</sup>Budker Institute of Nuclear Physics, Novosibirsk 630090, Russia

<sup>11</sup>University of California at Irvine, Irvine, California 92697, USA

<sup>12</sup>University of California at Riverside, Riverside, California 92521, USA

<sup>13</sup>University of California at San Diego, La Jolla, California 92093, USA

<sup>14</sup>University of California at Santa Barbara, Santa Barbara, California 93106, USA

<sup>15</sup>University of California at Santa Cruz, Institute for Particle Physics, Santa Cruz, California 95064, USA

<sup>16</sup>California Institute of Technology, Pasadena, California 91125, USA

<sup>17</sup>University of Cincinnati, Cincinnati, Ohio 45221, USA

<sup>18</sup>University of Colorado, Boulder, Colorado 80309, USA

<sup>19</sup>Colorado State University, Fort Collins, Colorado 80523, USA

<sup>20</sup>Technische Universität Dortmund, Fakultät Physik, D-44221 Dortmund, Germany

<sup>21</sup>Technische Universität Dresden, Institut für Kern- und Teilchenphysik, D-01062 Dresden, Germany

<sup>22</sup>Laboratoire Leprince-Ringuet, CNRS/IN2P3, Ecole Polytechnique, F-91128 Palaiseau, France

<sup>23</sup>University of Edinburgh, Edinburgh EH9 3JZ, United Kingdom

<sup>24</sup>INFN Sezione di Ferrara<sup>a</sup>; Dipartimento di Fisica, Università di Ferrara<sup>b</sup>, I-44100 Ferrara, Italy

<sup>25</sup>INFN Laboratori Nazionali di Frascati, I-00044 Frascati, Italy

<sup>26</sup>INFN Sezione di Genova<sup>a</sup>; Dipartimento di Fisica, Università di Genova<sup>b</sup>, I-16146 Genova, Italy

<sup>27</sup>Harvard University, Cambridge, Massachusetts 02138, USA

<sup>28</sup>Universität Heidelberg, Physikalisches Institut, Philosophenweg 12, D-69120 Heidelberg, Germany

<sup>29</sup>Humboldt-Universität zu Berlin, Institut für Physik, Newtonstr. 15, D-12489 Berlin, Germany

<sup>30</sup>Imperial College London, London, SW7 2AZ, United Kingdom

<sup>31</sup>University of Iowa, Iowa City, Iowa 52242, USA

- <sup>32</sup>Iowa State University, Ames, Iowa 50011-3160, USA
- <sup>33</sup>Johns Hopkins University, Baltimore, Maryland 21218, USA
- <sup>34</sup>Laboratoire de l'Accélérateur Linéaire, IN2P3/CNRS et Université Paris-Sud 11, Centre Scientifique d'Orsay, B. P. 34, F-91898 Orsay Cedex, France
- <sup>35</sup>Lawrence Livermore National Laboratory, Livermore, California 94550, USA
- <sup>36</sup>University of Liverpool, Liverpool L69 7ZE, United Kingdom
- <sup>37</sup>Queen Mary, University of London, London, E1 4NS, United Kingdom
- <sup>38</sup>University of London, Royal Holloway and Bedford New College, Egham, Surrey TW20 0EX, United Kingdom
- <sup>39</sup>University of Louisville, Louisville, Kentucky 40292, USA
- <sup>40</sup>Johannes Gutenberg-Universität Mainz, Institut für Kernphysik, D-55099 Mainz, Germany
- <sup>41</sup>University of Manchester, Manchester M13 9PL, United Kingdom
- <sup>42</sup>University of Maryland, College Park, Maryland 20742, USA
- <sup>43</sup>University of Massachusetts, Amherst, Massachusetts 01003, USA
- <sup>44</sup>Massachusetts Institute of Technology, Laboratory for Nuclear Science, Cambridge, Massachusetts 02139, USA
- <sup>45</sup>McGill University, Montréal, Québec, Canada H3A 2T8
- <sup>46</sup>INFN Sezione di Milano<sup>a</sup>; Dipartimento di Fisica, Università di Milano<sup>b</sup>, I-20133 Milano, Italy
- <sup>47</sup>University of Mississippi, University, Mississippi 38677, USA
- <sup>48</sup>Université de Montréal, Physique des Particules, Montréal, Québec, Canada H3C 3J7
- <sup>49</sup>Mount Holyoke College, South Hadley, Massachusetts 01075, USA
- <sup>50</sup>INFN Sezione di Napoli<sup>a</sup>; Dipartimento di Scienze Fisiche, Università di Napoli Federico II<sup>b</sup>, I-80126 Napoli, Italy
- <sup>51</sup>NIKHEF, National Institute for Nuclear Physics and High Energy Physics, NL-1009 DB Amsterdam, The Netherlands
- <sup>52</sup>University of Notre Dame, Notre Dame, Indiana 46556, USA
- <sup>53</sup>Ohio State University, Columbus, Ohio 43210, USA
- <sup>54</sup>University of Oregon, Eugene, Oregon 97403, USA
- <sup>55</sup>INFN Sezione di Padova<sup>a</sup>; Dipartimento di Fisica, Università di Padova<sup>b</sup>, I-35131 Padova, Italy
- <sup>56</sup>Laboratoire de Physique Nucléaire et de Hautes Energies, IN2P3/CNRS, Université Pierre et Marie Curie-Paris6, Université Denis Diderot-Paris7, F-75252 Paris, France
- <sup>57</sup>University of Pennsylvania, Philadelphia, Pennsylvania 19104, USA
- <sup>58</sup>INFN Sezione di Perugia<sup>a</sup>; Dipartimento di Fisica, Università di Perugia<sup>b</sup>, I-06100 Perugia, Italy
- <sup>59</sup>INFN Sezione di Pisa<sup>a</sup>; Dipartimento di Fisica, Università di Pisa<sup>b</sup>; Scuola Normale Superiore di Pisa<sup>c</sup>, I-56127 Pisa, Italy
- <sup>60</sup>Princeton University, Princeton, New Jersey 08544, USA
- <sup>61</sup>INFN Sezione di Roma<sup>a</sup>; Dipartimento di Fisica, Università di Roma La Sapienza<sup>b</sup>, I-00185 Roma, Italy
- <sup>62</sup>Universität Rostock, D-18051 Rostock, Germany
- <sup>63</sup>Rutherford Appleton Laboratory, Chilton, Didcot, Oxon, OX11 0QX, United Kingdom
- <sup>64</sup>CEA, Irfu, SPP, Centre de Saclay, F-91191 Gif-sur-Yvette, France
- <sup>65</sup>SLAC National Accelerator Laboratory, Stanford, California 94309 USA
- <sup>66</sup>University of South Carolina, Columbia, South Carolina 29208, USA
- <sup>67</sup>Stanford University, Stanford, California 94305-4060, USA
- <sup>68</sup>State University of New York, Albany, New York 12222, USA
- <sup>69</sup>Tel Aviv University, School of Physics and Astronomy, Tel Aviv, 69978, Israel
- <sup>70</sup>University of Tennessee, Knoxville, Tennessee 37996, USA
- <sup>71</sup>University of Texas at Austin, Austin, Texas 78712, USA
- <sup>72</sup>University of Texas at Dallas, Richardson, Texas 75083, USA
- <sup>73</sup>INFN Sezione di Torino<sup>a</sup>; Dipartimento di Fisica Sperimentale, Università di Torino<sup>b</sup>, I-10125 Torino, Italy
- <sup>74</sup>INFN Sezione di Trieste<sup>a</sup>; Dipartimento di Fisica, Università di Trieste<sup>b</sup>, I-34127 Trieste, Italy
- <sup>75</sup>IFIC, Universitat de Valencia-CSIC, E-46071 Valencia, Spain
- <sup>76</sup>University of Victoria, Victoria, British Columbia, Canada V8W 3P6
- <sup>77</sup>Department of Physics, University of Warwick, Coventry CV4 7AL, United Kingdom
- <sup>78</sup>University of Wisconsin, Madison, Wisconsin 53706, USA

We present a search for the radiative leptonic decay  $B^+ \rightarrow \ell^+ \nu_\ell \gamma$ , where  $\ell = e, \mu$ , using a data sample of  $465 \times 10^6$   $B\bar{B}$  pairs collected by the BABAR experiment. In this analysis, we fully reconstruct the hadronic decay of one of the  $B$  mesons in  $\Upsilon(4S) \rightarrow B^+ B^-$  decays, then search for evidence of  $B^+ \rightarrow \ell^+ \nu_\ell \gamma$  in the rest of the event. We observe no significant evidence of signal decays and report model-independent branching fraction upper limits of  $\mathcal{B}(B^+ \rightarrow e^+ \nu_e \gamma) < 17 \times 10^{-6}$ ,  $\mathcal{B}(B^+ \rightarrow \mu^+ \nu_\mu \gamma) < 24 \times 10^{-6}$ , and  $\mathcal{B}(B^+ \rightarrow \ell^+ \nu_\ell \gamma) < 15.6 \times 10^{-6}$  ( $\ell = e$  or  $\mu$ ), all at the 90% confidence level.

The leptonic decay  $B^+ \rightarrow \ell^+ \nu_\ell \gamma$  [1], where  $\ell = e$  or  $\mu$ , proceeds via quark annihilation into a virtual  $W^+$  boson with the radiation of a photon. The presence of the photon removes the helicity suppression of the purely leptonic decays,  $B^+ \rightarrow \ell^+ \nu_\ell$ , although it introduces an additional suppression by a factor of  $\alpha_{\text{em}}$ . The branching fraction of  $B^+ \rightarrow \ell^+ \nu_\ell \gamma$  is predicted to be of order  $10^{-6}$  [2], making it potentially accessible at  $B$  factories. The most stringent published limits are from the CLEO Collaboration with  $\mathcal{B}(B^+ \rightarrow e^+ \nu_e \gamma) < 2.0 \times 10^{-4}$  and  $\mathcal{B}(B^+ \rightarrow \mu^+ \nu_\mu \gamma) < 5.2 \times 10^{-5}$  at the 90% confidence level (C.L.) [3].

The differential branching fraction versus photon energy  $E_\gamma$  involves two form factors,  $f_V$  and  $f_A$ , which contain the long-distance contribution of the vector and axial currents, respectively, in the  $B \rightarrow \gamma$  transition

$$\frac{d\mathcal{B}}{dE_\gamma} = \frac{\alpha_{\text{em}} G_F^2 |V_{ub}|^2}{48\pi^2} m_B^4 \tau_B [f_A^2(E_\gamma) + f_V^2(E_\gamma)] (1-y)y^3, \quad (1)$$

where  $G_F$  is the Fermi constant,  $V_{ub}$  is the Cabibbo-Kobayashi-Maskawa quark-mixing matrix element describing the coupling of  $b$  and  $u$  quarks,  $m_B$  and  $\tau_B$  are the  $B$ -meson mass and lifetime, respectively, and  $y \equiv 2E_\gamma/m_B$ . While  $f_A = f_V$  in most models [4], some suggest  $f_A = 0$  [5]. The branching fraction is given by Ref. [6] as

$$\mathcal{B}(B^+ \rightarrow \ell^+ \nu_\ell \gamma) = \frac{\alpha_{\text{em}} G_F^2 |V_{ub}|^2}{288\pi^2} f_B^2 m_B^5 \tau_B \left( \frac{Q_u}{\lambda_B} - \frac{Q_b}{m_b} \right)^2, \quad (2)$$

where  $f_B$  is the  $B$ -meson decay constant,  $Q_{u,b}$  are the  $u$ - and  $b$ -quark charges, and  $m_b$  is the  $b$ -quark mass. The first inverse moment of the  $B$ -meson distribution amplitude  $\lambda_B$  is expected to be of order  $\Lambda_{\text{QCD}}$  but its theoretical estimation suffers from large uncertainties [7]. It also appears in the branching fractions of two-body hadronic  $B$ -meson decays, such as  $B \rightarrow \pi\pi$ , and plays an important role in QCD factorization [4]. Since there are no hadrons in the final state, an experimental measurement of  $B^+ \rightarrow \ell^+ \nu_\ell \gamma$  can provide a clean determination of  $\lambda_B$ .

We present the first search for  $B^+ \rightarrow \ell^+ \nu_\ell \gamma$  that exploits the hadronic ‘‘recoil’’ technique, in which one  $B$  meson is exclusively reconstructed in a hadronic final state before searching for the signal decay within the rest of the event. This technique improves the handling of event kinematics, providing adequate background suppression without requiring model-dependent constraints on the signal kinematics. Thus, this analysis is valid for all  $B \rightarrow \gamma$  form-factor models and over the full kinematic range. This analysis uses a data sample of  $465 \pm 5$  million  $B\bar{B}$  pairs, corresponding to an integrated luminosity of  $423 \text{ fb}^{-1}$  collected at the  $\Upsilon(4S)$  resonance. The data were recorded with the BABAR detector at the asymmetric-energy PEP-II  $e^+e^-$  storage ring at SLAC. The BABAR detector is described in detail elsewhere [8].

Signal and background decays are studied using Monte Carlo (MC) samples based on GEANT4 [9]. The simulation includes a detailed model of the BABAR detector geometry and response. Beam-related background and detector noise are extracted from data and overlaid on the MC simulations.  $\Upsilon(4S) \rightarrow B\bar{B}$  signal MC samples are generated with one  $B$  meson decaying via  $B^+ \rightarrow \ell^+ \nu_\ell \gamma$  using the tree-level model of Ref. [6], which is valid for  $y > 0.13$ , while the other  $B$  meson decays generically. We simulate signal MC samples for two form-factor models, with  $f_A = f_V$  and  $f_A = 0$  respectively, to evaluate the impact of the decay model on the signal selection efficiency. Large MC samples of generic  $B\bar{B}$  and continuum ( $e^+e^- \rightarrow \tau^+\tau^-$  or  $e^+e^- \rightarrow q\bar{q}$ , where  $q = u, d, s, c$ ) events are used to optimize the signal selection criteria. However, the final background estimates are obtained directly from a combination of data and exclusive  $B^+ \rightarrow X_u^0 \ell^+ \nu_\ell$  MC samples, where  $X_u^0$  is a neutral meson containing a  $u$  quark. The primary background for  $B^+ \rightarrow \ell^+ \nu_\ell \gamma$  in this analysis is due to  $B^+ \rightarrow X_u^0 \ell^+ \nu_\ell$  decays, with  $B^+ \rightarrow \pi^0 \ell^+ \nu_\ell$  ( $B^+ \rightarrow \eta \ell^+ \nu_\ell$ ) comprising approximately 73% (18%) of this semileptonic background. The branching fraction and uncertainty for each  $B^+ \rightarrow X_u^0 \ell^+ \nu_\ell$  mode are taken from experimental measurements ( $X_u^0 = \pi^0$  [10],  $\rho$  [10],  $\eta$  [11], and  $\omega$  [12]). We assume  $\mathcal{B}(B^+ \rightarrow \eta' \ell^+ \nu_\ell) = \mathcal{B}(B^+ \rightarrow \eta \ell^+ \nu_\ell) \times (1 \pm 1)$ . We use a light-cone sum rule model for the  $\eta$  and  $\eta'$  form factors [13] and use the form factor measured in a BABAR analysis [14] with the shape parameterization given in Ref. [15] for the  $\pi^0$  mode.

Event selection begins with the full reconstruction of a charged  $B$  meson ( $B_{\text{tag}}$ ) in one of the large number of hadronic final states,  $B^- \rightarrow \bar{D}^{(*)} X_{\text{had}}$ . We reconstruct the  $D^{*-} \rightarrow \bar{D}^0 \pi^-$ ;  $\bar{D}^{*0} \rightarrow \bar{D}^0 \pi^0$ ,  $\bar{D}^0 \gamma$ ;  $D^- \rightarrow K_s^0 \pi^-$ ,  $K_s^0 \pi^- \pi^0$ ,  $K_s^0 \pi^- \pi^- \pi^+$ ,  $K^+ \pi^- \pi^-$ ,  $K^+ \pi^- \pi^- \pi^0$ ;  $\bar{D}^0 \rightarrow K^+ \pi^-$ ,  $K^+ \pi^- \pi^0$ ,  $K^+ \pi^- \pi^- \pi^+$ ,  $K_s^0 \pi^- \pi^+$ ; and  $K_s^0 \rightarrow \pi^- \pi^+$  decay modes.  $X_{\text{had}}$  is a collection of at most five mesons, composed of both charged and neutral kaons and pions. Well-reconstructed  $B_{\text{tag}}$  candidates are selected using two kinematic variables:  $\Delta E = E_{B_{\text{tag}}} - \sqrt{s}/2$  and  $m_{\text{ES}} = \sqrt{s/4 - \vec{p}_{B_{\text{tag}}}^2}$ , where  $E_{B_{\text{tag}}}$  and  $\vec{p}_{B_{\text{tag}}}$  are the energy and momentum of the  $B_{\text{tag}}$  candidate, respectively, and  $\sqrt{s}$  is the total energy of the  $e^+e^-$  system, all in the center-of-mass (CM) frame. We require  $\Delta E$ , which peaks at zero for correctly reconstructed  $B$  mesons, to lie between  $-0.12$  and  $0.12 \text{ GeV}$  or within two standard-deviations from its mean for the given  $X_{\text{had}}$  mode, whichever is the tighter constraint. We fit the  $m_{\text{ES}}$  distribution for each  $X_{\text{had}}$  mode and require that the purity, or fraction of well-reconstructed  $B$  mesons, is greater than 12% in the region  $m_{\text{ES}} > 5.27 \text{ GeV}/c^2$ . If more than one  $B_{\text{tag}}$  candidate is reconstructed, the one in the highest purity mode is chosen. If there are multiple candidates in this mode, the one that minimizes  $|\Delta E|$  is selected.

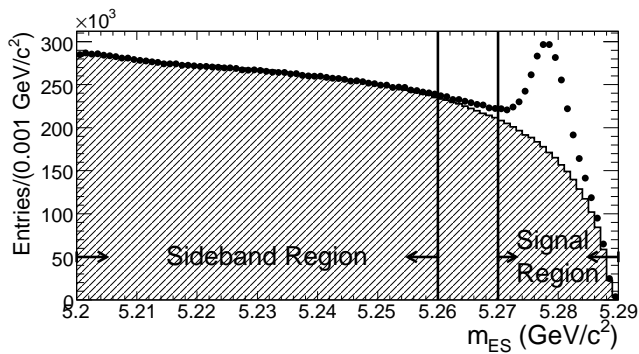


FIG. 1:  $m_{ES}$  distribution, after  $B_{\text{tag}}$  reconstruction and continuum suppression, of data (points) and the expected combinatoric background as predicted by the MC (shaded).

We define the signal region as  $5.27 < m_{ES} < 5.29$   $\text{GeV}/c^2$ , since correctly reconstructed  $B$  mesons peak in this region near the nominal  $B$ -meson mass. The  $B_{\text{tag}}$  candidates that are incorrectly reconstructed from either continuum events or both  $B$  mesons (“combinatoric” events), produce a distribution that is fairly flat below the  $m_{ES}$  signal region and decreases within it, as shown in Fig. 1. The shape of the combinatoric distribution is extrapolated into the  $m_{ES}$  signal region using MC, while the background contribution from combinatoric events is estimated directly from the data. To improve the MC estimate of the  $B_{\text{tag}}$  reconstruction efficiency, we normalize the generic MC to the number of data events that peak within the  $m_{ES}$  signal region. Thus, all MC samples are scaled by 90.7%, resulting in good agreement between data and background MC throughout the analysis selection. A charged  $B_{\text{tag}}$  is reconstructed in about 0.3% of the signal MC events.

Because the two  $B$  mesons produced in the  $\Upsilon(4S)$  decay have low momenta in the CM frame ( $0.3 \text{ GeV}/c$ ), their decay products are more isotropic than continuum background. For example,  $|\cos\theta_T|$ , where  $\theta_T$  is the angle in the CM frame between the  $B_{\text{tag}}$  thrust axis and the thrust axis of all other particles in the event, has a flat distribution for  $B\bar{B}$  events and peaks near one for non- $B\bar{B}$  events. The continuum background is suppressed by requiring  $\mathcal{L}_B \equiv \prod_i \mathcal{P}_B(x_i) / (\prod_i \mathcal{P}_B(x_i) + \prod_i \mathcal{P}_q(x_i)) > 30\%$ , where  $\mathcal{P}_B(x_i)$  ( $\mathcal{P}_q(x_i)$ ) are probability density functions determined from MC that describe  $B\bar{B}$  (continuum) events for the five event-shape variables  $x_i$ . The variables used are: the ratio of the second to zeroth Fox-Wolfram moment [16] computed using all charged and neutral particles in the event, the cosine of the angle between  $\vec{p}_{B_{\text{tag}}}$  and the beam axis, the magnitude of the  $B_{\text{tag}}$  thrust, the component of the  $B_{\text{tag}}$  thrust along the beam axis, and  $|\cos\theta_T|$ . This requirement improves the agreement between data and MC by suppressing unmodeled continuum backgrounds, such as  $e^+e^- \rightarrow e^+e^-\ell^+\ell^-$  via two photons.

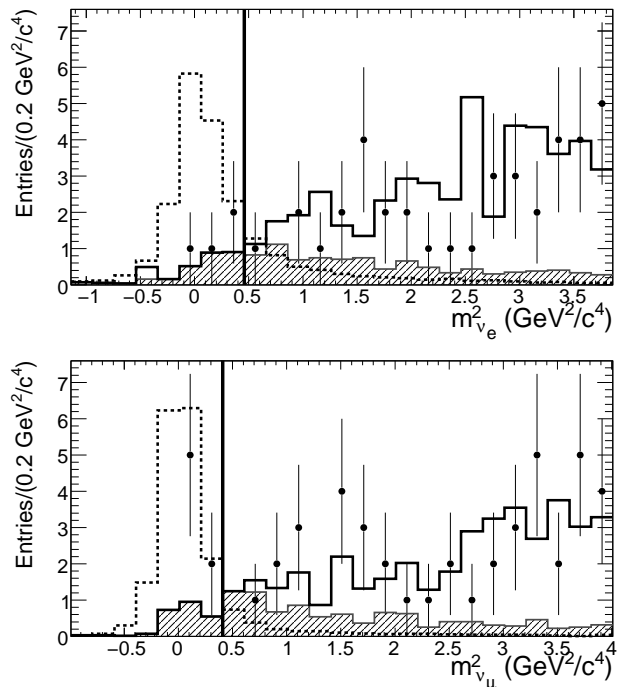


FIG. 2:  $m_v^2$  distribution after all selection criteria are applied, in electron (top) and muon (bottom) modes for the  $m_{ES}$ -peaking (shaded) plus nonpeaking (solid) contributions in the full background MC sample, signal MC normalized to  $\mathcal{B} = 40 \times 10^{-6}$  (dashed), and data (points). Events to the left of the vertical lines are selected.  $N_{\ell}^{\text{comb}}$  of Table I is determined from sideband data, not from the MC shown here.

In the sample of selected  $B_{\text{tag}}$  candidates, we identify events in which the remaining tracks, calorimeter clusters, and missing momentum vector ( $\vec{p}_{\text{miss}}$ ) are consistent with  $B^+ \rightarrow \ell^+ \nu_{\ell} \gamma$  candidates. We select events with exactly one track, which reduces the signal efficiency by 25% but removes over 99% of the simulated background events with a reconstructed  $B_{\text{tag}}$ . This signal track is required to have a charge opposite to that of the  $B_{\text{tag}}$ , to satisfy particle identification (PID) criteria for either a muon or electron, and to be inconsistent with a kaon hypothesis. In the electron mode, the four-momenta of signal tracks are redefined to include those of any bremsstrahlung photon candidates. Such a candidate is defined as any cluster whose momentum vector, when compared to that of the signal track ( $\vec{p}_{\ell}$ ), is separated by  $|\Delta\theta| < 3^\circ$  and  $-3^\circ < Q_e \times \Delta\phi < 13^\circ$ , where  $Q_e = \pm 1$  is the  $e^\pm$  charge and  $\theta$  ( $\phi$ ) is the polar (azimuthal) angle relative to the beam axis, in the lab frame. Finally, the signal photon candidate is chosen as the cluster with the highest CM energy, excepting bremsstrahlung photon candidates.

We significantly reduce the background by requiring that the kinematics of the signal track and photon candidate are consistent with the existence of a third mass-

less particle originating from the signal  $B$  meson. To do this, we use the four-momentum of the expected signal  $B$  meson ( $p_B$ ), which is assigned an energy of  $\sqrt{s}/2$ , a momentum vector pointing along  $-\vec{p}_{B_{\text{tag}}}$ , and the nominal  $B$ -meson mass. The neutrino mass squared is then defined as  $m_\nu^2 \equiv (p_B - p_\ell - p_\gamma)^2$ , where  $p_\ell$  ( $p_\gamma$ ) is the four-momentum of the signal track (photon candidate). As shown in Fig. 2, the background increases with  $m_\nu^2$ , while  $B^+ \rightarrow \ell^+ \nu_\ell \gamma$  events peak at  $m_\nu^2 = 0$  with an enhanced tail in the electron mode due to unrecovered bremsstrahlung photons. We require  $-1 < m_\nu^2 < 0.46$  (0.41)  $\text{GeV}^2/c^4$  for the electron (muon) modes. In addition, the lepton and neutrino should be emitted back-to-back in the rest frame that recoils from the photon emission, defined as  $p_B - p_\gamma$ . We require  $\cos \theta_{\ell\nu} < -0.93$  in this frame, where  $\theta_{\ell\nu}$  is the angle between  $\vec{p}_\ell$  and  $\vec{p}_{\text{miss}}$ . After all other selection criteria are applied, the MC indicates that  $m_\nu^2$  and  $\cos \theta_{\ell\nu}$  together remove 99% of background events with a 30 and 20% reduction in the signal efficiency for the electron and muon modes, respectively.

The dominant backgrounds are due to  $B^+ \rightarrow \pi^0 \ell^+ \nu_\ell$  ( $\eta \ell^+ \nu_\ell$ ) events in which  $\pi^0(\eta) \rightarrow \gamma\gamma$  fakes the  $B^+ \rightarrow \ell^+ \nu_\ell \gamma$  signal photon. To suppress this background, we reject events containing a  $\pi^0(\eta)$  candidate, reconstructed using the signal photon candidate and a second cluster having CM energy  $E_{\gamma_2}$ . For  $\pi^0$  candidates, we require a  $\gamma\gamma$  invariant mass between 120–145  $\text{MeV}/c^2$  with  $E_{\gamma_2} > 30$   $\text{MeV}$  or between 100–160  $\text{MeV}/c^2$  with  $E_{\gamma_2} > 80$   $\text{MeV}$ . For  $\eta$  candidates, we require a  $\gamma\gamma$  invariant mass between 515–570  $\text{MeV}/c^2$  with  $E_{\gamma_2} > 100$   $\text{MeV}$ . Likewise,  $B^+ \rightarrow \omega \ell^+ \nu_\ell \rightarrow [\pi^0 \gamma] \ell^+ \nu_\ell$  events are suppressed by rejecting any event in which the signal photon candidate and a  $\pi^0$  candidate produce an invariant mass between 730–830  $\text{MeV}/c^2$ . This  $\pi^0$  candidate is defined as any two clusters with CM energy  $> 70$   $\text{MeV}$  which produce a  $\gamma\gamma$  invariant mass between 115–145  $\text{MeV}/c^2$ . After applying all other selection criteria, these vetoes reduce the  $B^+ \rightarrow \pi^0 \ell^+ \nu_\ell$  and  $B^+ \rightarrow X_u^0 \ell^+ \nu_\ell$  background events, with  $X_u^0 \neq \pi^0$ , by 65% and 50% respectively. Finally, we require the lateral moment [17] of the calorimeter energy deposit for the signal photon candidate, which peaks at 25% for single photons, to be between 0 and 55%. This suppresses  $B^+ \rightarrow \pi^0 \ell^+ \nu_\ell$  events in which the two photons from the  $\pi^0$  decay are reconstructed as a single merged photon.

Once the  $B_{\text{tag}}$ , signal photon, and lepton are identified,  $B^+ \rightarrow \ell^+ \nu_\ell \gamma$  events are expected to contain little or no additional energy within the calorimeter. However, additional energy deposits can result from hadronic shower fragments, beam-related photons, and photons from unreconstructed  $\bar{D}^* \rightarrow \bar{D}\gamma/\pi^0$  transitions in the  $B_{\text{tag}}$  candidate. The total energy of all additional clusters is required to be less than 0.8  $\text{GeV}$ , counting only clusters with lab-frame energy greater than 50  $\text{MeV}$ . We also require that  $\vec{p}_{\text{miss}}$  points within the fiducial acceptance of the detector.

To avoid experimenter bias, we optimize all the se-

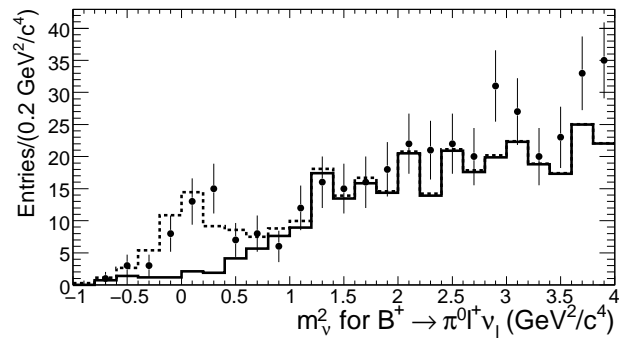


FIG. 3:  $m_\nu^2$  distribution for  $B^+ \rightarrow \pi^0 \ell^+ \nu_\ell$  ( $\ell = e$  and  $\mu$ ), using the procedure described in the text where  $\gamma$  is substituted with a  $\pi^0$  candidate, of data (points) and of  $B^+ \rightarrow \pi^0 \ell^+ \nu_\ell$  MC normalized to  $\mathcal{B} = 7.7 \times 10^{-5}$  (dashed) and added to the expected background (solid).

lection criteria and determine the number of expected background events in the signal region ( $N_\ell^{\text{bkg}}$ ), for  $\ell = e$  or  $\mu$ , before looking at any data events selected by the criteria. We optimize by maximizing the figure of merit  $\varepsilon_\ell^{\text{sig}} / (\frac{1}{2}n_\sigma + \sqrt{N_\ell^{\text{bkg}}})$  [18], where  $n_\sigma = 1.3$  and  $\varepsilon_\ell^{\text{sig}}$  is the total signal efficiency including that of the  $B_{\text{tag}}$  reconstruction. The signal branching fraction is calculated using  $\mathcal{B}_\ell = (N_\ell^{\text{obs}} - N_\ell^{\text{bkg}}) / \varepsilon_\ell^{\text{sig}} N_{B^\pm}$ , where  $N_{B^\pm} = 465 \times 10^6$  is the number of  $B^\pm$  mesons in the data sample and  $N_\ell^{\text{obs}}$  is the number of data events within the signal region.

To verify the modeling of  $\varepsilon_\ell^{\text{sig}}$ , we remove the  $B^+ \rightarrow X_u^0 \ell^+ \nu_\ell$  vetoes, select events containing a  $\pi^0$  candidate, and substitute the  $\pi^0$  in place of the signal photon candidate. The resulting  $m_\nu^2$  distribution from  $B^+ \rightarrow \pi^0 \ell^+ \nu_\ell$  is expected to resemble that of the signal. We observe a peak in the data that agrees with MC expectations within the 15% statistical uncertainty of the data, as shown in Fig. 3. For cross-check purposes only, we determine the  $B^+ \rightarrow \pi^0 \ell^+ \nu_\ell$  efficiency using an exclusive  $B^+ \rightarrow \pi^0 \ell^+ \nu_\ell$  MC sample and the background contribution using generic MC. The peak in data corresponds to  $\mathcal{B}(B^+ \rightarrow \pi^0 \ell^+ \nu_\ell) = (7.8_{-1.1}^{+1.7}) \times 10^{-5}$ , where the uncertainty is statistical. This branching fraction is consistent with the current world-average value of  $(7.7 \pm 1.2) \times 10^{-5}$  [10], which is also the value used in the MC samples.

The total number of background events  $N_\ell^{\text{bkg}}$  has two components:  $N_\ell^{\text{peak}}$  the number of expected background events having a correctly reconstructed  $B_{\text{tag}}$  and hence peaking within the  $m_{\text{ES}}$  signal region, and  $N_\ell^{\text{comb}}$  the number of expected combinatoric background events, including both  $B\bar{B}$  and continuum events. The  $m_\nu^2$  and  $\cos \theta_{\ell\nu}$  restrictions ensure kinematic and topological consistency with a three-body decay involving a massless and undetected particle: the neutrino. By further requiring that exactly one track recoils from a fully-reconstructed  $B_{\text{tag}}$ , lepton number and PID ensures the track is a lepton. Thus, only  $B^+ \rightarrow \ell^+ \nu_\ell \gamma$  decays can peak within

the signal region, unless the signal photon candidate actually arises from one or more particles that mimic the kinematics of  $B^+ \rightarrow \ell^+ \nu_\ell \gamma$ , which only occurs in specific pathological  $B^+ \rightarrow X_u^0 \ell^+ \nu_\ell$  decays. Therefore, we determine  $N_\ell^{\text{peak}}$  using exclusive  $B^+ \rightarrow X_u^0 \ell^+ \nu_\ell$  MC simulations and validate the lack of additional peaking backgrounds with generic MC. Other decay modes passing the selection criteria do so with poorly reconstructed  $B_{\text{tag}}$  candidates and thus produce a combinatoric distribution in  $m_{\text{ES}}$ . We determine  $N_\ell^{\text{comb}}$  from an extrapolation of the observed number of data events within the  $m_{\text{ES}}$  sideband region, defined as  $5.20 < m_{\text{ES}} < 5.26 \text{ GeV}/c^2$ . We observe 1 (4) data events within the  $m_{\text{ES}}$  sideband for the electron (muon) mode.

The uncertainty on  $N_\ell^{\text{comb}}$  is dominated by the sideband data statistics. It also includes the systematic uncertainty from the combinatoric background shape, estimated by varying the selection criteria and the method used to extrapolate this shape (14.6%). The error on  $N_\ell^{\text{peak}}$  is dominated by uncertainties in the branching fractions and form factors associated with the various exclusive  $B^+ \rightarrow X_u^0 \ell^+ \nu_\ell$  decays (13.6%). Additional systematic uncertainties result from MC modeling of the data efficiency, which we apply to both  $N_\ell^{\text{peak}}$  and  $\varepsilon_\ell^{\text{sig}}$ : electron PID (0.9%) or muon PID (1.3%),  $\mathcal{L}_B$  (1.4%),  $m_\nu^2$  (0.5% for  $\varepsilon_\ell^{\text{sig}}$ , 1.4% for  $N_\ell^{\text{peak}}$ ), and the reconstructions of the track (0.4%), photon (1.8%), and  $B_{\text{tag}}$  (3.1%). The last of these, which also accounts for uncertainty in  $N_{B^\pm}$ , is estimated by varying the shape of the  $m_{\text{ES}}$  combinatoric distribution and the size of the  $m_{\text{ES}}$  signal and sideband regions.

Branching fraction limits and uncertainties are computed using the frequentist formalism of Feldman and Cousins [19], with the uncertainties on  $N_\ell^{\text{bkg}}$  and  $\varepsilon_\ell^{\text{sig}}$  modeled using Gaussian distributions. Since  $\mathcal{B}(B^+ \rightarrow \ell^+ \nu_\ell \gamma)$  is expected to be independent of the lepton type, we also combine the two modes by maximizing a likelihood function defined as the product of both Poisson probabilities in  $N_\ell^{\text{bkg}}$ , where  $\mathcal{B}_\ell$  is the mean.

We observe 4 (7) data events within the signal region for the electron (muon) mode, compared to an expected background of  $2.7 \pm 0.6$  ( $3.4 \pm 0.9$ ) events. This corresponds to a signal significance of  $1.2\sigma$  ( $1.8\sigma$ ), a combined significance of  $2.1\sigma$ , and the results given in Table I. The effective detector and PID thresholds are about 20 MeV for photon energy and 400 (800) MeV/ $c$  for electron (muon) momentum, and we apply no minimum energy requirements. Thus, this analysis is essentially independent of the kinematic model; we assume the  $f_A = f_V$  signal model, but the  $f_A = 0$  model yields consistent  $\varepsilon_\ell^{\text{sig}}$  values. Since certain theoretical calculations are most reliable at high  $E_\gamma$  [7], we also report a partial branching fraction limit  $\Delta\mathcal{B}$  by selecting events with a photon candidate energy greater than 1 GeV, which reduces  $\varepsilon_\ell^{\text{sig}}$  by 30%. We observe 2 (4) data

events with  $N_\ell^{\text{bkg}} = 1.4 \pm 0.3$  ( $2.5 \pm 1.0$ ), resulting in  $\Delta\mathcal{B}(B^+ \rightarrow \ell^+ \nu_\ell \gamma) < 14 \times 10^{-6}$  at 90% C.L.

In Table I, we also report model-specific limits by introducing a kinematic requirement on the relationship between  $\cos\theta_{\gamma\ell}$  and  $\cos\theta_{\gamma\nu}$ , where  $\theta_{\gamma\ell}$  ( $\theta_{\gamma\nu}$ ) is the angle between the photon candidate momentum and  $\vec{p}_\ell$  ( $\vec{p}_{\text{miss}}$ ) in the signal  $B$  rest frame. The photon is emitted preferentially back-to-back with the lepton in the  $f_A = f_V$  model, and with either the lepton or neutrino when  $f_A = 0$ . Thus, we require  $(\cos\theta_{\gamma\ell} - 1)^2 + (\cos\theta_{\gamma\nu} + 1)^2/3 > 0.4$  or  $(\cos\theta_{\gamma\nu} - 1)^2 + (\cos\theta_{\gamma\ell} + 1)^2/3 > 0.4$  for the  $f_A = 0$  model, and only the former relationship for  $f_A = f_V$ . This reduces  $\varepsilon_\ell^{\text{sig}}$  in both modes and models by 40%. We observe 0 (0) data events in the electron (muon) mode with  $N_\ell^{\text{bkg}} = 0.6 \pm 0.1$  ( $1.0 \pm 0.4$ ) for the  $f_A = f_V$  model, and 3 (2) data events with  $N_\ell^{\text{bkg}} = 1.2 \pm 0.4$  ( $1.5 \pm 0.6$ ) for  $f_A = 0$ .

In conclusion, we have searched for  $B^+ \rightarrow \ell^+ \nu_\ell \gamma$  using a hadronic recoil technique and observe no significant signal within a data sample of  $465 \times 10^6$   $B\bar{B}$  pairs. We present model-specific branching fraction limits in Table I. We also report a model-independent limit of  $\mathcal{B}(B^+ \rightarrow \ell^+ \nu_\ell \gamma) < 15.6 \times 10^{-6}$  at the 90% C.L., which is consistent with the standard model prediction and is the most stringent published upper limit to date. Using Eq.(2) with  $f_B = 0.216 \pm 0.022 \text{ GeV}$  [20],  $m_B = 5.279 \text{ GeV}/c^2$ ,  $\tau_B = 1.638 \text{ ps}$ ,  $m_b = 4.20 \text{ GeV}/c^2$ , and  $|V_{ub}| = (3.93 \pm 0.36) \times 10^{-3}$  [10], the combined branching fraction likelihood function corresponds to a limit of  $\lambda_B > 0.3 \text{ GeV}$  at the 90% C.L.

We are grateful for the excellent luminosity and machine conditions provided by our PEP-II colleagues, and for the substantial dedicated effort from the computing organizations that support BABAR. The collaborating institutions wish to thank SLAC for its support and kind hospitality. This work is supported by the DOE and NSF (USA), NSERC (Canada), CEA and CNRS-IN2P3 (France), BMBF and DFG (Germany), INFN (Italy), FOM (The Netherlands), NFR (Norway), MES (Russia), MEC (Spain), and STFC (United Kingdom). Individuals have received support from the Marie Curie EIF (European Union) and the A. P. Sloan Foundation.

---

\* Deceased

† Now at Temple University, Philadelphia, Pennsylvania 19122, USA

‡ Also with Università di Perugia, Dipartimento di Fisica, Perugia, Italy

§ Also with Università di Roma La Sapienza, I-00185 Roma, Italy

¶ Now at University of South Alabama, Mobile, Alabama 36688, USA

\*\* Also with Laboratoire de Physique Nucléaire et de Hautes Energies, IN2P3/CNRS, Université Pierre et Marie Curie-Paris6, Université Denis Diderot-Paris7, F-

TABLE I: Expected background yields  $N_\ell^{\text{bkg}} = N_\ell^{\text{comb}} + N_\ell^{\text{peak}}$ , signal efficiencies  $\varepsilon_\ell^{\text{sig}}$ , number of observed data events  $N_\ell^{\text{obs}}$ , resulting branching fraction limits at 90% C.L., and the combined central value  $\mathcal{B}_{\text{combined}}$ . Model-specific limits are also presented. Uncertainties are given as statistical  $\pm$  systematic.

	$B^+ \rightarrow e^+ \nu_e \gamma$	$B^+ \rightarrow \mu^+ \nu_\mu \gamma$	$B^+ \rightarrow \ell^+ \nu_\ell \gamma$
$N_\ell^{\text{comb}}$	$0.3 \pm 0.3 \pm 0.1$	$1.2 \pm 0.6 \pm 0.6$	
$N_\ell^{\text{peak}}$	$2.4 \pm 0.3 \pm 0.4$	$2.1 \pm 0.3 \pm 0.3$	
$N_\ell^{\text{bkg}}$	$2.7 \pm 0.4 \pm 0.4$	$3.4 \pm 0.7 \pm 0.7$	
$\varepsilon_\ell^{\text{sig}}$	$(7.8 \pm 0.1 \pm 0.3) \times 10^{-4}$	$(8.1 \pm 0.1 \pm 0.3) \times 10^{-4}$	
$N_\ell^{\text{obs}}$	4	7	
$\mathcal{B}_{\text{combined}}$			$(6.5^{+7.6+2.8}_{-4.7-0.8}) \times 10^{-6}$
Model-independent limits	$< 17 \times 10^{-6}$	$< 26 \times 10^{-6}$	$< 15.6 \times 10^{-6}$
$f_A = f_V$ limits	$< 8.4 \times 10^{-6}$	$< 6.7 \times 10^{-6}$	$< 3.0 \times 10^{-6}$
$f_A = 0$ limits	$< 29 \times 10^{-6}$	$< 22 \times 10^{-6}$	$< 18 \times 10^{-6}$

75252 Paris, France

<sup>††</sup> Also with Università di Sassari, Sassari, Italy

- [1] Charge conjugation is implied throughout this paper.
- [2] Y.-Y. Charng and H. Li, Phys. Rev. D **72** 014003, (2005).
- [3] CLEO Collaboration, T. E. Browder *et al.*, Phys. Rev. D **56**, 11 (1997).
- [4] E. Lunghi, D. Pirjol, and D. Wyler, Nucl. Phys. B **649**, 349 (2003); S. Descotes-Genon and C. T. Sachrajda, Nucl. Phys. B **650**, 356 (2003).
- [5] G. Burdman, T. Goldman, and D. Wyler, Phys. Rev. D **51**, 111 (1995).
- [6] G. P. Korchemsky, D. Pirjol, and T. M. Yan, Phys. Rev. D **61**, 114510 (2000).
- [7] P. Ball and E. Kou, JHEP **0304**, 029 (2003).
- [8] BABAR Collaboration, B. Aubert *et al.*, Nucl. Instr. Meth. A **479**, 1 (2002).
- [9] GEANT4 Collaboration, S. Agostinelli *et al.*, Nucl. Instr. Meth. A **506**, 250 (2003).
- [10] Particle Data Group, C. Amsler *et al.*, Phys. Lett. B **667**, 1 (2008).
- [11] BABAR Collaboration, B. Aubert *et al.*, Phys. Rev. Lett. **101**, 081801 (2008).
- [12] Belle Collaboration, C. Schwanda *et al.*, Phys. Rev. Lett. **93**, 131803 (2004).
- [13] P. Ball and R. Zwicky, Phys. Rev. D **71**, 014015 (2005).
- [14] BABAR Collaboration, B. Aubert *et al.*, Phys. Rev. Lett. **98**, 091801 (2007).
- [15] D. Becirevic and A. B. Kaidalov, Phys. Lett. B **478**, 417 (2000).
- [16] G. C. Fox and S. Wolfram, Phys. Rev. Lett. **41**, 1581 (1978).
- [17] ARGUS Collaboration, A. Drescher *et al.*, Nucl. Instr. Meth. A **237**, 464 (1985).
- [18] G. Punzi, in *Proceedings of the Conference on Statistical Problems in Particle Physics, Astrophysics, and Cosmology*, Stanford, 2003, edited by L. Lyons, R. Mount, and R. Reitmeyer, eConf C030908, MODT002 (2003).
- [19] G. J. Feldman and R. D. Cousins, Phys. Rev. D **57** 3873 (1998).
- [20] HPQCD Collaboration, A. Gray *et al.*, Phys. Rev. Lett. **95**, 212001 (2005).