

Bootstrap Approximations in Contractor Renormalization *

M. Stewart Siu[†] and Marvin Weinstein[‡]

Stanford Linear Accelerator Center, Stanford University, Stanford, California 94309

We propose a *bootstrap* method for approximating the long-range terms in the Contractor Renormalization (CORE) method. The idea is tested on the 2-D Heisenberg antiferromagnet and the frustrated $J_2 - J_1$ model. We obtain renormalization group flows that directly reveal the Neel phase of the unfrustrated HAF and the existence of a phase transition in the $J_2 - J_1$ model for weak frustration. However, we find that this bootstrap method is dependent on blocking and truncation schemes. For this reason, we discuss these dependencies and unresolved issues that researchers who use this approach must consider.

PACS numbers: 75.40.Mg, 75.50.Ee, 02.70.-c

I. INTRODUCTION

Contractor Renormalization (CORE) [1] is a numerical method for finding the low energy spectrum and generating the renormalization group flow of operators in quantum many-body models. Although it has been applied successfully to many systems (see [2] and references therein), it relies on a cluster expansion whose higher order terms are, in most cases, difficult to compute. However, as we noted in Ref.[2], in order to have confidence that a CORE computation is reliable, the convergence of the cluster expansion has to be checked carefully. This is particularly true for higher-dimensional systems. Unfortunately, for even the simplest 2-D systems, the computation of operators beyond nearest-neighbor blocks is a formidable task since, if we suppose the number of states per block is m , and the cluster expansion up to the k -th term is defined to include all connected operators in a $k \times k$ configuration of blocks, then the brute force calculation of the k -th term would require exact diagonalization of an $m^{k^2} \times m^{k^2}$ matrix. Clearly this is not feasible for large values of k . This paper reports our attempts to devise schemes for approximating these longer-range terms in the cluster expansion so as to get some control over these terms which are usually neglected.

Getting a reasonably reliable handle on longer-range terms is important for two reasons. First, we would like to obtain the best accuracy for the ground-state and excited state energies, as well as the best values for critical exponents and other order parameters. Second, and possibly more important, higher order terms will generate long-range operators that can introduce frustration, and therefore possibly produce qualitative changes in the

renormalization group flows. In this paper we propose a *CORE bootstrap* scheme, wherein we use a variation of CORE itself to compute approximations to these long-range terms. The key idea behind this approach is that, since our focus is on the computation of new connected operators for a small number of blocks, we use a block adapted version of CORE to approximate the cluster Hamiltonian. By block adapted we mean that we use a truncation and renormalization procedure specifically tailored to the finite size and geometry of the particular configuration.

The outline of this paper is as follows. In Section II, we first test a variety of bootstrap schemes for the case of an unfrustrated antiferromagnet (HAF), since the ground state energy density of this model is known exactly [3]. We show that the increase in accuracy we obtain for the ground state energy density can show significant dependence upon the blocking scheme. Fortunately, all schemes consistently reproduce a renormalization flow that illuminates the Néel nature of the HAF ground state. In Section III, we take the best blocking scheme from the previous section and apply it to a specific frustrated antiferromagnet, the $J_1 - J_2$ model. This scheme predicts a renormalization flow as a function of frustration, in which a phase transition appears around $0.37 < J_2/J_1 < 0.38$. This is in rough agreement with literature, and it is the first time such a renormalization picture is obtained for this well-studied model. Section IV reports on the results of some variations of this bootstrap procedure and the puzzles they pose. Finally, we conclude Section V with a discussion of what we believe the implications of these results to be.

II. BLOCKING SCHEMES FOR THE BOOTSTRAP STEP

As in Ref.[2], we begin our study of the CORE bootstrap by studying the 2-D spin-1/2 Heisenberg Antifer-

*This work was supported by the U. S. DOE, Contract No. DE-AC02-76SF00515.

[†]msiu@stanford.edu

[‡]niv@slac.stanford.edu

romagnet:

$$\begin{aligned}
 H &= \sum_{\langle i,j \rangle} \vec{S}_i \cdot \vec{S}_j \\
 &= \sum_{\langle i,j \rangle} S_i^x \cdot S_j^x + S_i^y \cdot S_j^y + S_i^z \cdot S_j^z, \quad (1)
 \end{aligned}$$

As before, we assume nine-site square blocks for the basic CORE renormalization group computation and truncate to the two lowest lying eigenstates of the corresponding nine-site Hamiltonian. The simplicity of the lowest range CORE computation for this system makes it a good test bed for a computation of the four-block plaquette operator. Note that the CORE prescription for computing this operator exactly would be require computing those lowest lying eigenstates of the $2^{36} \times 2^{36}$ cluster Hamiltonian which have a non-vanishing overlap with the 16 tensor product states constructed in the truncation step. In general, this means computing more than the 16 lowest lying eigenstates of the 36-site problem. This is a formidable problem and it cannot be done on a PC.

A simplification which follows from the fact that our renormalization procedure preserves the rotational invariance of the original theory, is that the renormalized Hamiltonian must be rotationally invariant. This means that, since we truncate to the lowest spin- $\frac{1}{2}$ state per block, the generic two-block and the generic plaquette operators that appear in the Hamiltonian will have the form:

$$h_2 = c_{uu} + 4c_{xx}\vec{S}_1 \cdot \vec{S}_2 \quad (2)$$

$$\begin{aligned}
 h_4 &= c_{uuuu}\mathbf{1} + 4c_{xxuu}(\vec{S}_1 \cdot \vec{S}_2 + \vec{S}_2 \cdot \vec{S}_3 \\
 &\quad + \vec{S}_3 \cdot \vec{S}_4 + \vec{S}_4 \cdot \vec{S}_1) + 4c_{xuuu}(\vec{S}_1 \cdot \vec{S}_3 + \vec{S}_2 \cdot \vec{S}_4) \\
 &\quad + 16c_{xxxx}(\vec{S}_1 \cdot \vec{S}_2 \vec{S}_3 \cdot \vec{S}_4 + \vec{S}_1 \cdot \vec{S}_4 \vec{S}_2 \cdot \vec{S}_3) \\
 &\quad + 16c_{xzzz}(\vec{S}_1 \cdot \vec{S}_3 \vec{S}_2 \cdot \vec{S}_4) \quad (3)
 \end{aligned}$$

where the 36 sites in the four nine-site blocks are labeled as shown in Fig.1. The constants appearing in Eq. 3 are put in to ensure that the coefficients c_{xxxx} are in front of operators whose trace norm is unity. The coefficients c_{xuuu} , c_{xxxx} indicate the strength of diagonal interactions, while c_{xxuu} , c_{xxxx} are for horizontal/vertical interactions. Note that both the c_{xx} and c_{xxuu} terms are $\vec{S} \cdot \vec{S}$ on two neighboring sites, so the total horizontal or vertical coupling should be $(c_{xx} + 2c_{xxuu})$. Since the overall scale is irrelevant when we study the flow of couplings, in the plots to follow we will often express the couplings in Eq. 3 in units of $(c_{xx} + 2c_{xxuu})$. Given this notation, we now turn to a discussion of several possible bootstrap schemes: the Whole Block Buffering scheme, the Three-site Strip Blocking scheme, the Contour Line Blocking scheme and the "8+1" Blocking scheme.

A. CORE Bootstrap: Whole Block Buffering

The key to the *CORE bootstrap* is the introduction of an intermediate, or buffering, step between each of the




FIG. 1: The labeling of the four nine-site blocks.

original CORE renormalization group steps. In this intermediate step we retain, along with the original spin- $\frac{1}{2}$ doublet retained in the first step, additional spin multiplets so that the final number of retained states per block is $2^9 > k > 2$. This means that for a 4-block cluster there will be a total of k^4 retained states.

Next, we use the CORE contraction procedure to construct a $k^4 \times k^4$ Hamiltonian which approximates the full $2^{36} \times 2^{36}$ in the following sense: one its low lying states should have nearly the same eigenvalue spectrum as in the full 36-site problem; two, if one restricts to the lowest two states of the single block Hamiltonian, then the renormalization group step should produce a reasonable approximation to the connected operators we would obtain by doing the exact 36-site computation. To be precise, this approximating $k^4 \times k^4$ Hamiltonian is constructed as follows: first, we compute the $k \times k$ range-1 (single block) terms and $k^2 \times k^2$ connected range-2 (two adjacent block) terms; second, we add these terms up to construct the approximate Hamiltonian. The hope is that since, if we kept all 2^9 states per block, there would be no plaquette operator at all, keeping the range-2 approximation for $k > 2$ states will, for big enough k , be a reasonable thing to do. The only question is how big does k have to be for this to be true.

An important feature of this procedure is that we keep the original spin- $\frac{1}{2}$ multiplet as one of our k retained states. This means that, if we carry out a nearest neighbor renormalization group step for this approximate Hamiltonian, keeping only the lowest spin- $\frac{1}{2}$ multiplet for a single site, then we will automatically reproduce the result obtained in the full eighteen-site, two-block calculation. Obviously, this procedure can be generalized in ways that fail to guarantee that the connected range-1 and connected range-2 terms computed for the effective problem will be the same as those obtained from the original 18-site calculations. In that case, however, the question of what is the proper definition of the connected plaquette operator raises its ugly head. To avoid this complication, in what follows, we will only discuss buffering stages for which this cannot happen.

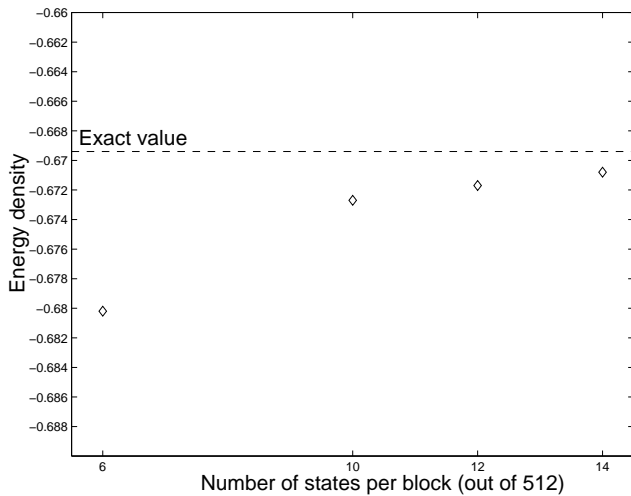


FIG. 2: Approximate energy density as a function of k , the number of states per block in the buffering step. The four k values are chosen to preserve whole spin multiplets in the first iteration. For subsequent iterations, we keep instead all the whole multiplets that can be fit within the k lowest states.

A point worth noting is that after the first CORE iteration our renormalized Hamiltonian will contain a connected plaquette term which couples every four site square. This means that adjacent nine-site blocks will be nearest-neighbors for the purpose of carrying out the second iteration. As we are unable to diagonalize the 36-site Hamiltonian exactly, we have chosen to discard the c_{xxzz}, c_{zzxx} terms that couple all four blocks. We then calculate two types of range-2 operators, connecting horizontal (or vertical) blocks as well as diagonal blocks. This approach is potentially problematic because not only have we discarded some terms, we have also violated the diameter expansion rule proposed in Ref.[2] by not including all diameter- $\sqrt{2}$ operators. Nevertheless, for the purpose of testing the method, we follow this strategy and see what happens for several values of k . The resulting energy densities are shown in Fig.2. The general question of how best to include these plaquette terms is clearly an issue that we must return to at a later date. Fortunately, there are obvious ways to do better than by simply throwing this interaction away.

Fig.2 shows that as we add more states, we get closer and closer to the exact energy density. This is nontrivial and appears to indicate that we are on the right track, but notice that for $k = 6$, the energy density at ~ -0.68 is much worse than the -0.666 obtained without bootstrap. This may be the result of violating the diameter expansion rule.

Apart from the energy density, this calculation (as well as all other blocking schemes to be discussed) reveals an important feature of the HAF. With each successive iteration, the sum of $c_{xx} + 2c_{xuxu}$ goes to zero and c_{xuxu} becomes more and more negative. At the third iteration

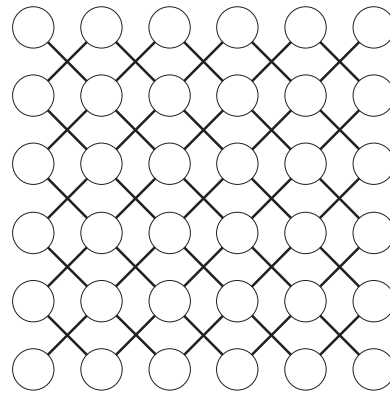


FIG. 3: Two decoupled inter-penetrating lattice. The fact that the HAF runs toward this configuration illustrates the Néel character of the ground state.

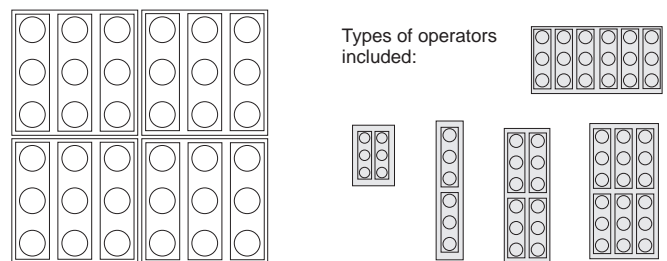


FIG. 4: Three-site strip blocking. Shown on the right are operators for the buffering step that can be embedded in the 36 sites that involve no more than the diagonalization of two original nine-site blocks.

of $k = 14$, for example, we have the following coefficients: $c_{xuxu}/(c_{xx} + 2c_{xuxu}) \approx -74$, $c_{xxzz}/(c_{xx} + 2c_{xuxu}) \approx 0.006$, $c_{zzxx}/(c_{xx} + 2c_{xuxu}) \approx -4$. This means that under the renormalization group flow our lattice Hamiltonian flows to that of two weakly-coupled interpenetrating ferromagnets (Fig.3). This picture appears to provide a very attractive qualitative explanation as to why, at long range, the HAF ground state is Néel-like.

B. Three-site Strips

The previous blocking scheme leaves the nine-site blocks intact, but nothing prevents us from breaking them up in the buffering step. Appropriately dividing the block into smaller pieces allows us to include more interactions at a smaller computational cost. More importantly, this flexibility allows us to retain four-body interactions we previously discarded, and so we will not have to violate the idea of ordering the cluster expansion by diameter/proximity.

Fig.4 shows a way of breaking the nine-site block into three rectangular strips, along with a list of operators calculated in the buffering step. Embedding these terms

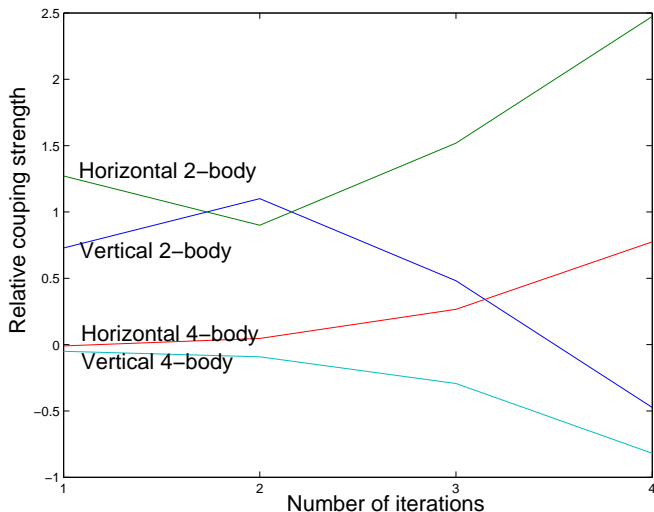


FIG. 5: Running of horizontal/vertical couplings in four CORE iterations using alternating strip blocking. The two-body horizontal coupling is defined to be $2(c_{xx}^h + 2c_{xxuu}^h)/(c_{xx}^h + 2c_{xxuu}^h + c_{xx}^v + 2c_{xxuu}^v)$ and the four-body horizontal coupling is $2c_{xxxx}^h/(c_{xx}^h + 2c_{xxuu}^h + c_{xx}^v + 2c_{xxuu}^v)$. The vertical couplings are defined similarly.

in the 36-site problem, we see that there are two six-strip terms that connect all four nine-site blocks. For this strip blocking we keep two states (a spin- $\frac{1}{2}$) per strip, which means that a six-strip term requires contracting the lowest of 2^{18} states to 2^6 states. Computationally this is not much more demanding than the 2^{18} -to- 2^2 contraction required for the original range-2 calculation without bootstrap. Thus, in this way we can take into account the four-block interaction more satisfactorily than in the whole block buffering scheme.

The obvious problem with this approach is the loss of rotational symmetry. Now, the up-down couplings will, in general, be different from the left-right couplings. This difference can and will grow as we run the renormalization group flow. This, of course, limits the number of RG steps which can be carried out and so, if the limiting behavior of the renormalized Hamiltonian hasn't clearly emerged before these asymmetries grow too large one loses the ability to understand the long distance behavior of the theory. We can mitigate this problem somewhat by alternating the blocking direction at every iteration, but this only improves the energy from -0.6678 to -0.6679 . Compared to the exact value at -0.6694 . Both numbers are $\sim 0.2\%$ accurate, as was the $k = 14$ result in Fig. 2.

Fig.5 shows how the asymmetry between horizontal and vertical couplings grows with renormalization under the alternating strip-blocking scheme. Just as in the whole-block case, both horizontal and vertical couplings are eventually dominated by the diagonal couplings. To see this more clearly, we artificially restore the rotation symmetry by averaging the horizontal and vertical interaction, i.e. set $c_{xx}^h \leftarrow (c_{xx}^h + c_{xx}^v)/2$ etc. where the

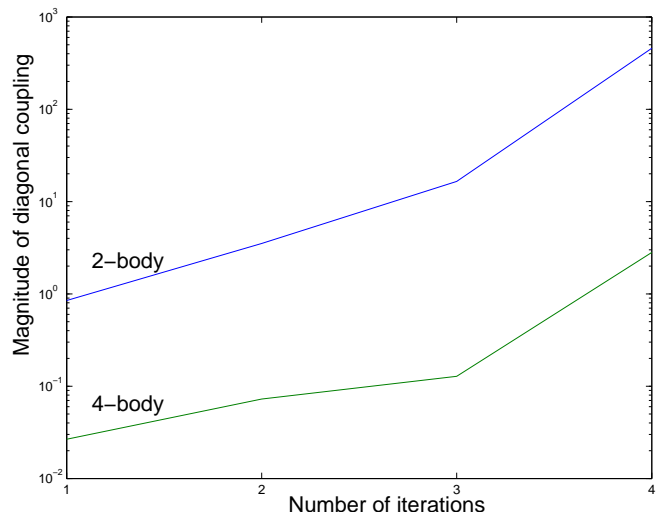


FIG. 6: Running of diagonal couplings in four CORE iterations using strip blocking with averaging of coefficients. The two-body diagonal term is $2c_{xxuu}^h/(c_{xx}^h + 2c_{xxuu}^h + c_{xx}^v + 2c_{xxuu}^v)$ and the four-body diagonal term is $2c_{xxxx}^h/(c_{xx}^h + 2c_{xxuu}^h + c_{xx}^v + 2c_{xxuu}^v)$. This shows that the HAF runs to the two-lattice limit in Fig.3

superscripts indicate horizontal and vertical coefficients. The averaging scheme hardly changes the energy density, which now becomes -0.6677 , but here we get a clean picture (Fig.6) of the growth of diagonal couplings. The flow to two weakly-coupled interpenetrating ferromagnets is once again made manifest.

C. Contour Lines

Since three-site strips artificially break the rotational symmetry, one may wonder if we can rearrange the strips to avoid this. Fig. 7 exhibits two arrangements that achieve this by breaking up the nine sites into $1 + 3 + 5$ sites, forming a contour line structure. Notice that this is no longer a scheme which could be used to compute an RG flow for the full lattice, because no matter how we orient the contour lines, no single arrangement covers the entire lattice (four arrangements would be needed). Nevertheless, in the buffering step there is no barrier to using either of these arrangements to construct the approximation to the 36-Hamiltonian.

Table I lists the results of a number of different contour line blockings. Blocking scheme D) makes use of the racetrack contour in Fig.7 and keeps a spin- $\frac{1}{2}$ multiplet in each strip (made of one, three or five sites), which is always possible with an odd number of sites. This scheme does not include any extra long-range terms apart from the term connecting two adjacent nine-site blocks (made of six strips), so it is similar to the whole block buffering scheme. However, instead of including the interaction between two diagonal nine-site blocks, we only include

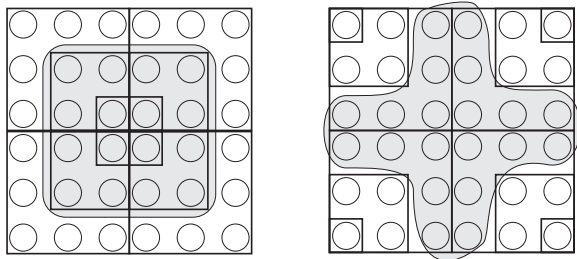


FIG. 7: Two different types of rotationally symmetric contour line blocking. We will refer to the left configuration as a racetrack contour, and the right as a cross contour. For the racetrack contour, we have calculated two operators that couples all four nine-site blocks; the 4×4 square in the middle (shaded above), and the 20-site outer ring. For the cross contour, the 20-site cross in the middle is the term connecting four blocks we can handle.

TABLE I: Performance of strip and contour-line blocking as measured by energy density. Two states per strip is assumed except for G)

Bootstrap Scheme Used	Approx. Energy Density and Percentage Error (Exact = -0.66943)
A) Three-site strip	-0.6678 (+0.24%)
B) A) with alternating orientation	-0.6679 (+0.22%)
C) A) with horizontal/vertical coefficients averaged	-0.6677 (+0.25%)
D) Racetrack contour without extra long-range terms	-0.6729 (-0.52%)
E) D) with 4×4 square in the middle included	-0.6658 (+0.54%)
F) E) with 20-site outer ring	-0.6646 (+0.72%)
G) Like D) but with four states instead of two kept in each five-site strip	-0.6669 (+0.37%)
H) Cross contour with 20-site cross in the middle	-0.6718 (-0.36%)
I) Coefficients from F) and H) averaged at the end of each iteration	-0.6668 (+0.39%)

the four-site interaction in the middle, and this does not have to be calculated because the four sites in the middle have been kept free.

Blocking scheme E) takes this further by adding the operator corresponding to the 16 sites in the middle. To make sure we are only adding connected operators, we have to calculate embedded sub-blocks, such as the 2×4 rectangle, etc. Blocking scheme F) includes yet another term corresponding to the 20-site outer ring. Note that there are still many long-range operators that can be embedded in the 36 sites under racetrack contour that we have not included. For instance, we have not calculated the 20-site "T"-shaped term corresponding to two nine-site blocks plus two other free-sites in the middle. However, it would seem that E) and F) already encodes most of the interaction coupling the four nine-site blocks, and this we know is important because the diagonal coupling grows with renormalization.

As apparent from the energy density, our hope was not borne out. The energy densities obtained from E) and F) are even further from the exact value than the result without bootstrap [2]. To see whether including more states would help, we modify D) by increasing the number of states in five-site strips from two to four (i.e. two spin- $\frac{1}{2}$ multiplets). This is blocking scheme G), and while it improves the accuracy, it is only about as good as the non-bootstrap calculation. Switching from the racetrack contour to the cross contour and including the 20-site for the strips in the middle (shaded on the right of Fig.7) gets us about the same level of accuracy. Finally, artificially averaging the coefficients from the racetrack contours with those from the cross contours does not help either.

This experiment appears to teach us two things. First, we see that the numbers roughly bracket the exact value, so just as in Fig.2, this indicates that a good approximation of the four-block plaquette should yield a very good energy density. On the other hand we learn that a complex blocking scheme is prone to over-emphasizing certain interactions, and that adding longer-range operators in such situation does not necessarily lead to better accuracy. In absence of something resembling the diameter expansion rule [2](which only makes sense in large, uniform lattices), it is not clear what operators we should calculate to get improvements.

D. The "8+1" Blocking Scheme

With the lessons of our previous attempts in mind, we now present a blocking scheme that produces much better accuracy. We saw that the whole blocks in Section IIA gave reasonably good results and did not assume arbitrary structures. The problem there was that the four-site operator in the middle, which would be present after the first iteration or in a frustrated model, cannot be handled in a simple, natural manner. The minimal way to deal with this is to break the nine sites into 8+1

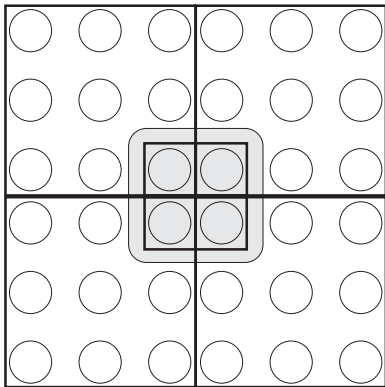


FIG. 8: The "8+1" blocking scheme. One site out of each nine-site block is left free, enabling the interaction on the four sites in the middle to be included naturally.

sites, leaving the corner site towards the middle of the four blocks free. This is shown in Fig.8.

To mimic the 14-state whole block calculation, we keep all the multiplets that can be fit within the lowest eight states in the L-shaped eight sites. This turns out to be seven states in the first iteration, so together with the free site we would have 14 states per nine-site block. This simple scheme yields a remarkable value, -0.66927 as energy density, which is $+0.03\%$ from the exact value. With this encouraging result, we are ready to see what happens in the more complicated $J_1 - J_2$ model.

III. THE $J_1 - J_2$ MODEL

As we have seen, CORE's way of exhibiting the long-range Néel order of the HAF, is that RG with bootstrap always generates strong diagonal couplings; i.e., in all the blocking schemes $c_{xuxu}/(c_{xx} + 2c_{xxuu})$ flows to a large negative number. This raises the question of what happens if we add a large positive c_{xuxu} at the initial step. This, of course, brings us to the well known frustrated $J_1 - J_2$ model:

$$H = J_1 \sum_{nn} \vec{S} \cdot \vec{S} + J_2 \sum_{diag} \vec{S} \cdot \vec{S}. \quad (4)$$

where the first sum is over nearest-neighbors and the second sum is over diagonal sites. This corresponds to $\{c_{xx} = J_1, c_{xuxu} = J_2/J_1, c_{xxuu} = c_{xxzz} = c_{xxzz} = 0\}$. The $J_2 - J_1$ model has been extensively studied in the condensed-matter literature ([4, 5, 6] and references therein) and it is generally believed that there are several phase transitions within the region $0 < J_2/J_1 < 1$. Ref.[4] for example lists four conjectured critical points at $J_2/J_1 = 0.34, 0.38, 0.5, 0.62$. In this work the ground state transitions from the Néel phase to various dimerized configurations with increasing frustration.

Past works on this subject typically rely on two types of techniques. One is to use perturbative methods around

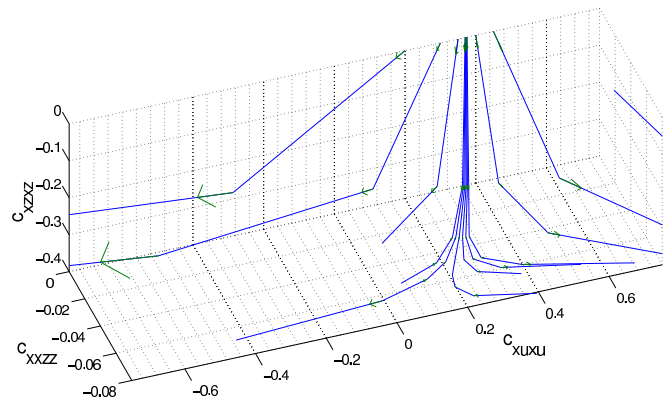


FIG. 9: Renormalization group flow generated by "8+1" bootstrap CORE for weak frustration $J_2/J_1 = \{0.2, 0.3, 0.35, 0.371, 0.372, 0.373, 0.374, 0.375, 0.39, 0.4, 0.45\}$. All the couplings above are implicitly divided by $(c_{xx} + 2c_{xxuu})$, so that the overall scale does not affect our analysis of phases. We run the system starting from several values of c_{xuxu} from 0.2 to 0.45; each arrow on the lines indicate a CORE iteration, their size indicates amount of change in each step. To avoid cluttering, this region in parameter space has been selected to give a clear picture of the quantum phase transition.

some conjectured starting configurations; the other is to perform calculations on finite lattices with some numerical methods and extrapolate to an infinite lattice. The bootstrap CORE is therefore a very different method and may provide independent checks on past results. Since we have an RG flow picture that describes the Néel phase at $J_2/J_1 = 0$, we would expect to find at least one critical point where this picture begins to change.

In what follows, using the "8+1" bootstrap scheme, we compute the renormalization flow for $J_2/J_1 < 0.5$, as shown in Fig.9. For $J_2/J_1 \leq 0.371$, the system flows towards the unfrustrated case, whereas $J_2/J_1 \geq 0.372$, the frustration grows. The qualitative feature of the entire region can be seen quite clearly from the plot. To our knowledge this is the first time such a renormalization group result has been obtained directly from first principles for the $J_2 - J_1$ model. In Ref.[4], $J_2/J_1 = 0.34$ is thought to be the point where columnar spin dimers begin to appear. Another critical point at $J_2/J_1 = 0.38$, which is more established, is thought to be where the system becomes a disordered spin-liquid. In between these two values is a region where columnar dimer order and Néel order coexist. The critical point we see in Fig.9 appears to be in agreement with literature.

Things do not go as well for $J_2/J_1 \geq 0.5$. As the frustration increases, there is more competition among states and the gaps decrease and the gap between the lowest spin- $\frac{1}{2}$ and other excited states in the nine-site block become very small. In fact, after one iteration with $J_2/J_1 = 0.59$ or $J_2/J_1 = 0.75$, we arrive at a system where the nine-site block no longer has a spin- $\frac{1}{2}$ as its

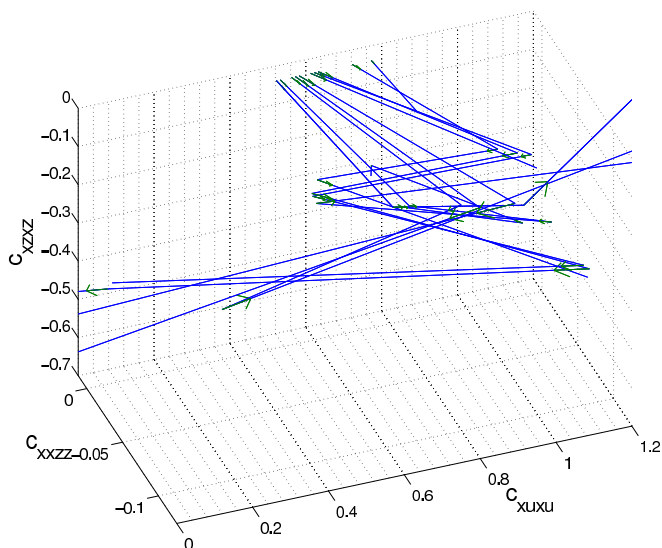


FIG. 10: Renormalization group flow starting with strong frustrations. The gap between the lowest spin- $\frac{1}{2}$ and other states in the nine-site block is often small or even negative in much of this region, so our algorithm may not be reliable here. No clear pattern emerges compared to Fig.9, and there are many large erratic jumps from strong to weak frustration region.

ground state, and so the truncation scheme we are using should change. If we don't do this then we see that, starting with $J_2/J_1 \geq 0.372$, the frustration eventually grows to a point where the CORE recipe breaks down. Fig.10 shows this happening to the flow of couplings at $J_2/J_1 \geq 0.5$.

While the first iteration always takes us to higher frustration for $0.372 < J_2/J_1 < \sim 0.9$, the flow is quite erratic in the strong frustration region. This presumably occurs because we fail to modify our truncation procedure as needed. Another curious behavior that is probably also due to our failure to follow the true ground state, is that there is a neighborhood around $c_{xuzu} \sim 1$ where the flow takes us back to weakly frustrated regions. For example, if we start with $\{c_{xuzu}, c_{xzzz}, c_{xzzz}\} = \{1.085, -0.064, -0.223\}$, we would be taken to $\{0.318, -0.021, -0.086\}$ at the next iteration, and small changes at the beginning lead to very different couplings later on. To give an idea how serious the gap issue is, we plot in Fig.11 the size of the first excited state gap in the nine-site block as a function of $c_{xuzu}/(c_{xx} + 2c_{xuzu})$, $c_{xzzz}/(c_{xx} + 2c_{xuzu})$ with $c_{xx} = 1, c_{xuzu} = -0.2, c_{xzzz} = 0$. All of these results are consistent with what has been seen in one-dimensional examples when one fails to modify the space of retained states as needed whenever level crossings occur.

Compared to the couplings, we see that, because it is largely determined by the first two iterations, the energy density is a little less sensitive to the small gaps. A plot of the energy density with respect to J_2/J_1 is shown

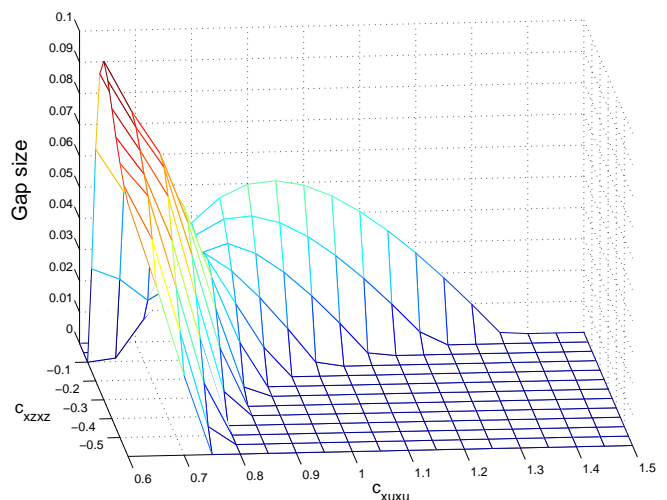


FIG. 11: Plot of the gap between the lowest spin- $\frac{1}{2}$ multiplet and the first excited states in the nine-site block in a typical frustrated region. The couplings are implicitly in units of $(c_{xx} + 2c_{xuzu})$, with $c_{xx} = 1, c_{xuzu} = -0.2, c_{xzzz} = 0$. The gap is set to zero when the spin- $\frac{1}{2}$ multiplet ceases to be the ground states.

in Fig.12. This can be contrasted with Fig.5 of Ref.[7], where a qualitatively similar plot is obtained from finite lattice extrapolation. Instead of a peak and discontinuity at $J_2/J_1 \sim 0.6$, we find a peak around 0.53. No particular structure is found near $J_2/J_1 \sim 0.6$, but the slope appears to be the steepest there. It is possible that these features are indirect signs of conjectured phase transitions at $J_2/J_1 = 0.5, 0.6$ (similar features are found in finite lattice entropy plots [6]), but we would have to run magnetization and other specific operators such as columnar dimers [4] to characterize the phases in detail.

IV. PERFORMANCE OF OTHER VARIANTS

In conclusion, we would say that our bootstrap algorithm appears to be a promising way of increasing the accuracy of CORE computations. However, we don't have a general prescription for estimating the number of states to keep in the buffering step. Moreover, we haven't yet tried to do the more difficult questions of how to handle the truncation scheme when we flow to points where level crossings occur.

The issue of strong frustration aside, there are other questions which need more study. How robust are our results? What specific features in the blocking scheme work best? How do we characterize the different phases believed to exist in the $2 - J_1$ model, if the flow of the coefficients in the Hamiltonian fail to clearly distinguish them? In this section we will discuss some preliminary results on variants of the algorithm and the puzzles they pose.

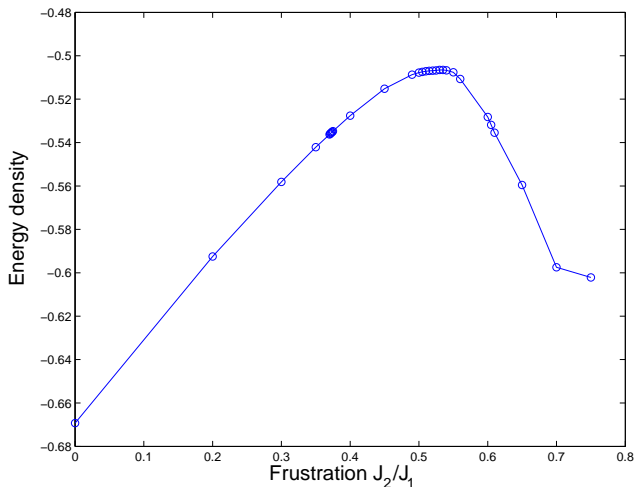


FIG. 12: Energy density as a function of frustration in the $J_1 - J_2$ model. The slope appears to be the steepest around 0.6. The last data point at 0.75 should be lower than it appears since we have to stop after one iteration.

A. Use of Reduced Density Matrix

Under the $8 + 1$ bootstrap scheme the retained states on the eight sites are chosen according to their energies. One might question the arbitrariness of favoring this irregular eight-site configuration. The reduced density matrix technique discussed in Ref.[2] would be useful here, because it would allow us to impose less arbitrary structure by, for example, considering only the lowest states in nine-site block, taking their combined reduced density matrix on the eight sites and selecting the states with the most weight.

To do so, however, we would have to decide on how many states in the nine sites to include in the calculation of the reduced density matrix. Furthermore we would have to enforce spin symmetry in the retained states very carefully. Since we would like to have a simpler test of the idea, we choose to target instead the ground state of a 16-site square, a spin-0 state, and use its reduced density matrix on the eight sites to choose our retained states. In other words, let $|\psi\rangle$ be the ground state of a 16-site square and imagine a nine-site square embedded in the 16 sites. If we subtract away the eight sites in the $8 + 1$ configuration from the 16 sites, we would be left with eight "environment" sites, which we denote as E . The reduced density matrix we are interested is:

$$\rho = \text{Tr}_E |\psi\rangle \langle \psi| \quad (5)$$

Approximately seven eigenstates of ρ (depending on the multiplet structure) with the largest eigenvalues would be chosen as the retained states. With this particular choice, the $8 + 1$ bootstrap CORE for the unfrustrated HAF gives us an energy density of -0.66962, -0.03% from the exact value and is as good as our original recipe.

Unfortunately, this algorithm does not seem to perform as well in identifying phase transitions in the $j_2 - J_1$ model. In Ref. [2] we have seen that targeting the superbloc ground state could lead to improved ground state energy at the expense of accuracy in excited states. Here, for presumably a related reason, we observe a subtly altered RG flow. For relatively weak frustration, say, $J_2/J_1 = 0.3$, we see an initial flow to the left of Fig.9, i.e. the less frustrated region. Yet as we enter the far front left region (negative c_{xuxu} and negative c_{xxzz}), the renormalization turns around and changes direction toward strong frustration on the right.

It is still possible, of course, that the situation would improve if we targeted more states instead of the single ground state. In fact, this technique could be important to not just the choice of states for the bootstrap step, but also for the choice of final retained states in the nine-site block. We have seen in Fig.11 that the lowest spin- $\frac{1}{2}$ may not sufficiently capture the low energy spectrum under strong frustration. If we would like to continue to work with spin- $\frac{1}{2}$, the reduced density matrix approach may be the only option.

B. Resummation

There is another degree of freedom in the procedure that affects the choice of retained states, and that is how we decide which part of the Hamiltonian belongs to a given set of sites. Suppose we want to include all the operators that act on two bodies A and B, and we know there is an operator O_4 that acts on four bodies A, B, C and D. For any operator O_2 that acts on A and B, we can always decompose O_4 into $(O_4 - O_2) + O_2$. Hence it should be equally valid to say that we have an operator $O_4 - O_2$ acting on the four bodies, and an operator O_2 that acts on A and B. But O_2 can be anything, so what should we choose it to be?

In our case, the question is whether we should set $c_{xx} \leftarrow c_{xx} + 2c_{xxuu}$, $c_{xxuu} \leftarrow 0$, i.e. consider the c_{xxuu} term as a truly two body term instead of part of a four body term. This would seem like a very natural thing to do, but it would dramatically change the cluster expansion. Running $8 + 1$ bootstrap CORE with this resummation yields -0.66957 for the HAF energy density, and the growing ferromagnetic diagonal couplings come out as well. However, the behavior of couplings in the $J_1 - J_2$ model turns out to be very different. This time, instead of running toward strong frustration too early, the system runs to Néel for relatively large J_2/J_1 . The critical point shifts to above 0.4. This change may not seem surprising if we note that applying resummation to the five-site blocks in Ref.[2] also obliterates the growing spin picture there. The problem is how we should interpret the effects of resummation.

Mathematically the issue of grouping terms in the Hamiltonian is hardly different from the issue of selecting a blocking scheme, which strongly affects the resulting

qualitative picture in CORE. One possible explanation for the effect of resummation is that the original grouping contains some structural information of the model in large scale, such as what counts as self-interactions within a group of blocks and what counts as long-range interactions. Since we would like to study the flow of parameters in the same parameter space, it may be more consistent to preserve this information. Under this interpretation, resummation can yield very accurate energies, but we may lose control on the qualitative picture as a result.

V. FURTHER DISCUSSION

We have shown that it is possible to approximate long-range terms in CORE using a bootstrap approach and a relatively small number of additional states. In particular, we have obtained some remarkable renormalization flows that illuminate the phases of a 2-D antiferromagnet. However, an equally important lesson that can be drawn

from our results is that CORE is sensitive to blocking and truncation schemes. This suggests that the method itself needs further study. Moreover, it is clear that one should be careful about drawing any strong conclusions about specific applications without checking that the important results one arrives at are common to several different schemes.

For future directions, our work should be immediately extended in two ways. The first is to investigate the effect of using reduced density matrix truncation with different target states at both stages of the bootstrap approximation. This has the prospect of resolving symmetry problems and allowing us to smoothly transition between truncation schemes when level crossings occur. This would be particularly important in extending our results to the highly frustrated case. Second, of course, is that we have not attempted to study how the expectation values of various relevant operators change in the $J_2 - J_1$ model with increasing frustration. Such information is crucial to shedding more light on the structure of the phases.

-
- [1] C.J. Morningstar and M. Weinstein, Phys. Rev. Lett. 73, 1873 (1994); C.J. Morningstar and M. Weinstein, Phys. Rev. D54, 4131 (1996).
- [2] M.S. Siu and M. Weinstein, Phys. Rev. B 75, 184403 (2007).
- [3] A.W. Sandvik, Phys. Rev. B56 11678 (1997).
- [4] O.P. Sushkov, J. Oitmaa, and Zheng Weihong, Phys. Rev. B 63, 104420 (2001).
- [5] H.J. Schulz, T.A.L. Ziman and D. Poilblanc, J. Physique I, 6, 675 (1996); R.R.P. Singh, Zheng Weihong, C.J. Hamer and J. Oitmaa, Phys. Rev. B 60, 7278 - 7283 (1999); V. N. Kotov, J. Oitmaa, O. P. Sushkov, and Zheng Weihong, Phys. Rev. B 60, 14613 - 14616 (1999); G Misguich, C Lhuillier, M Mambrini, P Sindzingre, Eur. Phys. J. B 26, 167V183 (2002); P Sindzingre, C Lhuillier, JB Fouet, "Quantum phases in two-dimensional frustrated spin-1/2 antiferromagnets", arXiv:cond-mat/0110283.
- [6] Y. Chen, Z.D. Wang, F.C. Zhang, Phys. Rev. B 73, 224414 (2006).
- [7] M.S.L. du Croo de Jongh, J.M.J. van Leeuwen, and W. van Saarloos, Phys. Rev. B 62, 14844 (2000).