







# Library Use/Needs Survey

1. Please select your division or group affiliation:			Response Percent	Response Count
Director's Office	<input type="checkbox"/>		2.2%	13
Engineering & Technical Support Directorate	<input type="checkbox"/>		23.3%	135
LCLS Directorate	<input type="checkbox"/>		6.7%	39
<b>Operations Directorate</b>	<input type="checkbox"/>		<b>24.3%</b>	<b>141</b>
Particle Physics & Astrophysics Directorate	<input type="checkbox"/>		22.9%	133
Photon Science Directorate	<input type="checkbox"/>		2.6%	15
SSRL Directorate	<input type="checkbox"/>		4.5%	26
Visitor/User	<input type="checkbox"/>		7.4%	43
SLUO	<input type="checkbox"/>		1.0%	6
SSRLUO	<input type="checkbox"/>		1.0%	6
Other (please specify)	<input type="checkbox"/>		4.0%	23
			<b><i>answered question</i></b>	<b>580</b>
			<b><i>skipped question</i></b>	<b>14</b>

**2. Please select your primary role/work at the Lab:**

		Response Percent	Response Count
Administration/Business Management Staff		17.0%	96
Scientific Management Staff		3.9%	22
Research Associates/PostDocs/Students		10.2%	58
Scientific Staff & Faculty		25.1%	142
<b>Technical Staff</b>		<b>37.6%</b>	<b>213</b>
Other (please specify)		6.2%	35
		<b><i>answered question</i></b>	<b>566</b>
		<b><i>skipped question</i></b>	<b>28</b>

**3. Please select how long you've been working at SLAC:**

		Response Percent	Response Count
New to 2 years		15.0%	85
2 to 5 years		16.9%	96
5 -10 years		18.5%	105
10 - 20 years		24.5%	139
<b>20+</b>		<b>25.0%</b>	<b>142</b>
		<i>answered question</i>	<b>567</b>
		<i>skipped question</i>	<b>27</b>

**4. Overall, how would you characterize your use of the library services, collections, and online materials?**

		Response Percent	Response Count
Use frequently (weekly-daily)		18.5%	107
Use often (monthly)		15.3%	88
<b>Use occasionally (several times/year)</b>		<b>35.7%</b>	<b>206</b>
Might use it in the future		13.7%	79
Not relevant to my information needs		11.3%	65
Don't know about the library or its services		5.5%	32
		<i>answered question</i>	<b>577</b>

## 5. Please indicate, over the past 2 years, how frequently you have used the following online library services:

	Frequently	Often	Occasionally	Rarely	Never	Response Count
Online Journals	27.0% (138)	10.9% (56)	14.5% (74)	14.5% (74)	<b>33.2% (170)</b>	512
Online Books or Proceedings (e.g., Safari Computer Books)	8.2% (41)	7.8% (39)	26.0% (131)	19.7% (99)	<b>38.4% (193)</b>	503
Library's Website	10.6% (54)	9.8% (50)	28.3% (144)	19.3% (98)	<b>31.9% (162)</b>	508
Online Databases	14.6% (74)	13.6% (69)	18.3% (93)	17.0% (86)	<b>36.5% (185)</b>	507
	<b>answered question</b>					<b>539</b>
	<b>skipped question</b>					<b>55</b>

## 6. Please select the databases you use from the list below (may select more than one choice):

		Response Percent	Response Count
<b>Safety/ES&amp;H (e.g., NFPA)</b>		<b>62.0%</b>	<b>194</b>
Standards/codes/legal materials (e.g. ASME, BPVC)		39.3%	123
Subject Specific (please specify)		34.5%	108
	<b>answered question</b>		<b>313</b>
	<b>skipped question</b>		<b>281</b>

**7. Please indicate how important is it for the library to provide the following information:**

	Critical	Very Important	Convenient	Not Necessary	Not Important	Response Count
Online Journals	<b>36.5% (178)</b>	22.3% (109)	25.8% (126)	5.3% (26)	10.0% (49)	488
Online Books or Proceedings (Safari Computer Books)	13.1% (63)	31.0% (149)	<b>40.0% (192)</b>	5.4% (26)	10.4% (50)	480
Library's Website	18.3% (88)	30.9% (149)	<b>37.8% (182)</b>	3.9% (19)	9.1% (44)	482
Online Databases	22.4% (108)	26.1% (126)	<b>35.3% (170)</b>	5.8% (28)	10.4% (50)	482
	<i>answered question</i>					<b>519</b>
	<i>skipped question</i>					<b>75</b>

**8. Over the past two years, have you asked library staff to:**

	Frequently	Often	Occasionally	Rarely	Never	Response Count
Borrow books/photocopy journal articles from Stanford or other libraries.	5.9% (30)	9.6% (49)	26.5% (135)	13.9% (71)	<b>44.1% (225)</b>	510
Order or get access to a book, journal, or database.	4.7% (24)	11.0% (56)	28.7% (146)	16.7% (85)	<b>38.9% (198)</b>	509
Send you alerts about new publications in your subject.	1.4% (7)	1.2% (6)	7.4% (36)	14.1% (69)	<b>75.9% (371)</b>	489
Deliver material to your desk/office.	1.8% (9)	3.8% (19)	15.8% (78)	13.8% (68)	<b>64.8% (320)</b>	494
Set up online access, a proxy server, RSS feeds, etc., at your desktop.	2.2% (11)	1.0% (5)	5.1% (25)	9.6% (47)	<b>82.1% (403)</b>	491
Create specialized lists, bibliographies, curriculum vitae.	0.6% (3)	1.6% (8)	3.3% (16)	10.8% (53)	<b>83.7% (410)</b>	490

Find in-depth or hard-to-find information.	1.8% (9)	4.0% (20)	17.4% (87)	14.8% (74)	<b>61.9% (309)</b>	499
					Other (please specify).	14
					<b>answered question</b>	<b>518</b>
					<b>skipped question</b>	<b>76</b>





<b>9. Please indicate how important it is for the library staff to provide the following services:</b>						
	<b>Critical</b>	<b>Very Important</b>	<b>Convenient</b>	<b>Not Necessary</b>	<b>Not Important</b>	<b>Response Count</b>
Borrow books/photocopy journal articles from Stanford or other libraries.	18.0% (91)	32.3% (163)	<b>32.5% (164)</b>	6.3% (32)	10.9% (55)	505
Order or get access to a book, journal, or database.	19.9% (99)	<b>33.6% (167)</b>	31.6% (157)	5.4% (27)	9.5% (47)	497
Send you alerts about new publications in your subject.	2.1% (10)	8.4% (41)	<b>42.8% (208)</b>	24.9% (121)	21.8% (106)	486
Deliver material to your desk/office.	2.1% (10)	7.5% (36)	<b>43.7% (210)</b>	24.7% (119)	22.0% (106)	481
Set up online access, a proxy server, RSS feeds, etc., at your desktop.	2.7% (13)	11.2% (54)	<b>36.4% (176)</b>	25.8% (125)	24.0% (116)	484
Create specialized lists, bibliographies, curriculum vitae.	1.5% (7)	10.0% (48)	<b>35.7% (171)</b>	28.8% (138)	24.0% (115)	479
Find in-depth or hard-to-find information.	10.7% (52)	26.0% (127)	<b>34.2% (167)</b>	13.5% (66)	15.6% (76)	488
					Other (please specify).	5
					<b>answered question</b>	<b>506</b>

## 10. Over the past two years, have you used the physical library to:

	Frequently	Often	Occasionally	Rarely	Never	Response Count
Check out books or other library materials?	11.5% (58)	11.5% (58)	26.5% (134)	14.7% (74)	<b>35.8% (181)</b>	505
Browse the print collections?	10.6% (53)	10.4% (52)	23.1% (116)	15.5% (78)	<b>40.4% (203)</b>	502
Read the latest print journals or other materials?	7.9% (40)	9.3% (47)	20.5% (104)	17.0% (86)	<b>45.4% (230)</b>	507
Quiet study/reading space?	6.8% (34)	7.8% (39)	15.9% (79)	16.3% (81)	<b>53.1% (264)</b>	497
Ask for help or a specific service from library staff?	5.0% (25)	11.7% (59)	23.5% (118)	22.3% (112)	<b>37.6% (189)</b>	503
Use the public-access computers?	2.6% (13)	4.0% (20)	14.4% (71)	19.8% (98)	<b>59.1% (292)</b>	494
					Other (please specify).	11
					<b>answered question</b>	<b>511</b>
					<b>skipped question</b>	<b>83</b>

11. Please indicate how important it is for the library to provide the ability to:

	Critical	Very Important	Convenient	Not Necessary	Not Important	Response Count
Check out books or other library materials.	26.7% (133)	<b>32.9% (164)</b>	26.7% (133)	4.6% (23)	9.2% (46)	499
Browse the print collections.	13.8% (68)	30.7% (151)	<b>33.5% (165)</b>	9.6% (47)	12.4% (61)	492
Read the latest print journals or other materials.	11.3% (56)	26.4% (131)	<b>37.2% (185)</b>	12.9% (64)	12.3% (61)	497
Quiet study/reading space.	8.2% (40)	19.8% (97)	<b>37.0% (181)</b>	17.6% (86)	17.4% (85)	489
Ask for help or a specific service from library staff.	13.9% (69)	<b>35.7% (178)</b>	33.5% (167)	7.4% (37)	9.4% (47)	498
Use the public-access computers.	3.5% (17)	13.0% (63)	<b>39.3% (190)</b>	22.9% (111)	21.3% (103)	484
					Other (please specify).	6
					<b>answered question</b>	<b>502</b>
					<b>skipped question</b>	<b>92</b>

12. What should the SLAC Library provide for you to meet your future informational needs?			
		Response Percent	Response Count
A physical library, so I can:		55.8%	208
I need the library to supply the following services:		24.9%	93
I need the library to continue to buy books, journals, and other materials in my field, or to have more in my subject area (please specify):		48.0%	179
Other:		9.7%	36
Please expand on your answer:			254
<b>answered question</b>			<b>373</b>
<b>skipped question</b>			<b>221</b>

13. Is there anything else you'd like to tell the Task Force?	
	Response Count
	138
<b>answered question</b>	<b>138</b>
<b>skipped question</b>	<b>456</b>