

**Proceedings of the
VIIIth International Workshop on
Heavy Quarks and Leptons
HQL06**



October 2006

Deutsches Museum, Munich

Editors

S. Recksiegel, A. Hoang, S. Paul

Organized by the Physics Department of the Technical University of Munich
and the Max-Planck Institute for Physics, Munich

**This document is part of the proceedings of
HQL06, the full proceedings are available from
<http://hql06.physik.tu-muenchen.de>**

Theory and Phenomenology of Neutrino Mixing

Carlo Giunti

INFN, Sezione di Torino,

and

Dipartimento di Fisica Teorica, Università di Torino,

Via P. Giuria 1, I-10125 Torino, Italy

Abstract

We review some fundamental aspects of the theory of neutrino masses and mixing. The results of neutrino oscillation experiments are interpreted as evidence of three-neutrino mixing. Implications for the mixing parameters and the neutrino masses are discussed, with emphasis on the connection with the measurements of the absolute values of neutrino masses in beta decay and neutrinoless double-beta decay experiments and cosmological observations.

1 Introduction to Neutrino Masses

In the Standard Model (SM) neutrinos are massless. This is due to the fact that, in the SM, neutrinos are described by the left-handed chiral fields ν_{eL} , $\nu_{\mu L}$, $\nu_{\tau L}$ only. Since the corresponding right-handed fields ν_{eR} , $\nu_{\mu R}$, $\nu_{\tau R}$ do not exist in the SM, a Dirac mass term,

$$\mathcal{L}^D = \sum_{\alpha, \beta=e, \mu, \tau} \overline{\nu_{\alpha L}} M_{\alpha\beta}^D \nu_{\beta R} + \text{H.c.}, \quad (1)$$

is precluded. Here M^D is a complex 3×3 mass matrix (see Refs. [1–4]). On the other hand, the other elementary fermions (quarks and charged leptons) are described by left-handed and right-handed chiral fields, which allow them to have Dirac-type masses after the spontaneous electroweak symmetry breaking $SU(2)_L \times U(1)_Y \rightarrow U(1)_Q$ generated by the Higgs mechanism. Note that the off-diagonal terms in the Dirac mass matrix M^D violate the conservation of the lepton numbers L_e , L_μ and L_τ , whereas the total lepton number $L = L_e + L_\mu + L_\tau$ is conserved.

In 1937 Ettore Majorana [5] discovered that a massive neutral fermion can be described by a two-component spinor, which is simpler than a four-component Dirac spinor. The fundamental difference of a Majorana fermion with respect to a Dirac fermion is that for a Majorana fermion the particle and antiparticle states coincide. In other words, charge conjugation does not have any effect on a Majorana fermion

field. Since charge conjugation inverts the chirality, in the SM there are three right-handed neutrino fields $(\nu_{\alpha L})^C \equiv \nu_{\alpha R}^C$, for $\alpha = e, \mu, \tau$. In the Majorana theory, the right-handed neutrino fields in Eq. (1) are identified with the corresponding charge-conjugated right-handed neutrino fields $\nu_{eR}^C, \nu_{\mu R}^C, \nu_{\tau R}^C$, leading to the Majorana mass term¹

$$\mathcal{L}_L^M = \frac{1}{2} \sum_{\alpha, \beta=e, \mu, \tau} \overline{\nu_{\alpha L}} (M_L^M)_{\alpha\beta} \nu_{\beta R}^C + \text{H.c.}, \quad (2)$$

with a complex symmetric 3×3 mass matrix M_L^M (see Refs. [1–4]). Although allowed by the field content of the SM, this Majorana mass term is forbidden by the gauge symmetries of the SM. It could be generated by the Vacuum Expectation Value (VEV) of a Higgs triplet, which is absent in the SM. Note that the Majorana mass term \mathcal{L}_L^M violates the conservation of the total lepton number L by two units.

Summarizing, the field content and the gauge symmetries of the SM hinder the existence of the Dirac and Majorana mass terms in Eqs. (1) and (2). This prediction of the SM is in contradiction with the experimental evidence of neutrino oscillations, which are due to neutrino masses and mixing (see Refs. [1–4, 6–10]). Therefore, it is necessary to extend the SM in order to describe the real world.

The simplest extension of the SM consists in the introduction of the three right-handed neutrino fields $\nu_{eR}, \nu_{\mu R}, \nu_{\tau R}$, which are singlets under the gauge symmetries of the SM. In this way, the neutrino fields become similar to the other elementary fermion fields, which have both left-handed and right-handed components. The Dirac mass term in Eq. (1) can be generated by the same Higgs mechanism which generates the Dirac masses of charged leptons and quarks. However, a surprise arises: the Majorana mass term for the right-handed neutrino fields,

$$\mathcal{L}_R^M = \frac{1}{2} \sum_{\alpha, \beta=e, \mu, \tau} \overline{\nu_{\alpha L}^C} (M_R^M)_{\alpha\beta} \nu_{\beta R} + \text{H.c.}, \quad (3)$$

is invariant under the gauge symmetries of the SM and, hence, allowed. Therefore, the seemingly innocuous introduction of right-handed neutrino fields leads to fundamental new physics: Majorana neutrino masses and the existence of processes with $|\Delta L| = 2$.

In general, in a model with left-handed and right-handed neutrino fields, the neutrino mass term is of the Dirac-Majorana type $\mathcal{L}^{D+M} = \mathcal{L}^D + \mathcal{L}_R^M$, which can be written as

$$\mathcal{L}^{D+M} = \frac{1}{2} \begin{pmatrix} \overline{\nu}_L & \overline{\nu}_L^C \end{pmatrix} \begin{pmatrix} 0 & M^D \\ (M^D)^T & M_R^M \end{pmatrix} \begin{pmatrix} \nu_R^C \\ \nu_R \end{pmatrix} + \text{H.c.}, \quad (4)$$

where $\nu_L^T = (\nu_{eL}^T \ \nu_{\mu L}^T \ \nu_{\tau L}^T)$ and $\nu_R^T = (\nu_{eR}^T \ \nu_{\mu R}^T \ \nu_{\tau R}^T)$. In the mass matrix, the 3×3 block which would correspond to M_L^M is set to zero because \mathcal{L}_L^M is forbidden by

¹The additional factor 1/2 is put by hand in order to avoid double counting in the derivation of the field equations using the canonical Euler-Lagrange prescription.

the gauge symmetries of the SM, as explained above. Since the Dirac mass matrix M^D is generated by the Higgs mechanism of the SM, its elements are proportional to the VEV of the Higgs doublet, $v_{\text{SM}} = (\sqrt{2}G_{\text{F}})^{-1/2} = 246 \text{ GeV}$, where G_{F} is the Fermi constant. Hence, the elements of M^D are expected to be at most of the order of 10^2 GeV . This constraint is expressed by saying that they are “protected” by the gauge symmetries of the SM. On the other hand, since the Majorana mass term of the right-handed neutrino fields is invariant under the gauge symmetries of the SM, the elements of M_R^M are not protected by the SM gauge symmetries. In other words, from the SM point of view, the elements of M_R^M could have arbitrarily large values. If M_R^M is generated by the Higgs mechanism at a high-energy scale of new physics beyond the SM, the elements of M_R^M are expected to be of the order of such new high-energy scale, which could be as high as a grand-unification scale of about 10^{15} GeV . In this case, the total mass matrix can be approximately diagonalized by blocks, leading to a light 3×3 mass matrix

$$M_{\text{light}} \simeq M^D (M_R^M)^{-1} M^{D^T}, \quad (5)$$

and a heavy 3×3 mass matrix $M_{\text{heavy}} \simeq M_R^M$. The three light and the three heavy masses are given, respectively, by the eigenvalues of M_{light} and M_{heavy} . Therefore, there are three heavy neutrinos which are practically decoupled from the low-energy physics in our reach and three light neutrinos whose masses are suppressed with respect to the elements of the Dirac mass matrix M^D by the small matrix factor $(M_R^M)^{-1} M^{D^T}$. This is the famous see-saw mechanism [11–14], which explains naturally the smallness of the three light neutrino masses. It is important to note that the see-saw mechanism predicts that massive neutrinos are Majorana particles, leading to the existence of new measurable phenomena with $|\Delta L| = 2$. The most accessible is neutrinoless double- β decay (see section 3.3).

The see-saw mechanism is a particular case (see Ref. [15]) of the following general argument [16] in favor of Majorana massive neutrinos as a general consequence of new physics beyond the SM at a high-energy scale Λ . The most general effective low-energy Lagrangian can be written as

$$\mathcal{L}_{\text{eff}} = \mathcal{L}_{\text{SM}} + \frac{\Omega_5}{\Lambda} + \frac{\Omega_6}{\Lambda^2} + \dots, \quad (6)$$

where \mathcal{L}_{SM} is the SM Lagrangian. The additional non-SM terms contain the field operators $\Omega_5, \Omega_6, \dots$, which have energy dimension larger than four, as indicated by the index. These operators contain SM fields only. Furthermore, they are constrained to be invariant under the SM gauge symmetries, because the new high-energy theory by which they are generated is an extension of the SM. They are not included in \mathcal{L}_{SM} , because they are not renormalizable (similarly to the Fermi Lagrangian, which is the effective non-renormalizable Lagrangian of weak interactions for energies much

smaller than v_{SM}). Since each Lagrangian term must have energy dimension equal to four, the non-SM terms in Eq. (6) are suppressed by appropriate negative powers of the high-energy scale Λ . The less-suppressed non-SM term is the 5-D operator

$$\Omega_5 = \sum_{\alpha\beta} g_{\alpha\beta} (L_{\alpha L}^T \sigma_2 \Phi) \mathcal{C}^\dagger (\Phi^T \sigma_2 L_{\beta L}) + \text{H.c.}, \quad (7)$$

where $L_{\alpha L}$, Φ , \mathcal{C} and σ_i are, respectively, the left-handed lepton doublets ($\alpha = e, \mu, \tau$), the Higgs doublet, the charge-conjugation matrix and the Pauli matrices ($i = 1, 2, 3$). At the electroweak symmetry breaking, Ω_5 generates a Majorana mass term of the type in Eq. (2), with the mass matrix

$$(M_L^{\text{M}})_{\alpha\beta} = \frac{v_{\text{SM}}^2}{\Lambda} g_{\alpha\beta} \ll v_{\text{SM}} = 246 \text{ GeV}. \quad (8)$$

Hence, the neutrino masses are naturally suppressed by the very small ratio v_{SM}/Λ with respect to the masses of the charged leptons and quarks, which are proportional to v_{SM} . It is remarkable that the 5-D operator in Eq. (7) is unique, in contrast to the multiplicity of 6-D operators (see Ref. [17]), which include operators for nucleon decay. Hence, Majorana neutrino masses provide the most accessible window on new physics beyond the SM.

2 Three-Neutrino Mixing

The mass matrix of the three light neutrinos (either Dirac or Majorana) can be diagonalized through the unitary transformation

$$\nu_{\alpha L} = \sum_{k=1}^3 U_{\alpha k} \nu_{kL}, \quad (9)$$

where U is the 3×3 unitary mixing matrix. An important consequence of neutrino mixing is the existence of neutrino flavor oscillations, which depend on the elements of the mixing matrix and on the squared-mass differences $\Delta m_{kj}^2 \equiv m_k^2 - m_j^2$. Neutrino oscillations have been observed (see Refs. [2–4, 7–10]) in solar and reactor neutrino experiments ($\nu_e \rightarrow \nu_{\mu, \tau}$), with a squared-mass difference [9]

$$\Delta m_{\text{SOL}}^2 = 7.92 (1 \pm 0.09) \times 10^{-5} \text{ eV}^2 \quad [2\sigma], \quad (10)$$

and in atmospheric and accelerator neutrino experiments ($\nu_\mu \rightarrow \nu_\tau$), with a squared-mass difference [18]

$$\Delta m_{\text{ATM}}^2 = 2.6 (1_{-0.15}^{+0.14}) \times 10^{-3} \text{ eV}^2 \quad [2\sigma]. \quad (11)$$




Figure 1: The two three-neutrino schemes allowed by the hierarchy $\Delta m_{\text{SOL}}^2 \ll \Delta m_{\text{ATM}}^2$.

Hence, there is a hierarchy of squared-mass differences:

$$\Delta m_{\text{ATM}}^2 \simeq 30 \Delta m_{\text{SOL}}^2. \quad (12)$$

This hierarchy is easily accommodated in the framework of three-neutrino mixing, in which there are two independent squared-mass differences. We label the neutrino masses in order to have

$$\Delta m_{\text{SOL}}^2 = \Delta m_{21}^2, \quad (13)$$

$$\Delta m_{\text{ATM}}^2 \simeq |\Delta m_{31}^2| \simeq |\Delta m_{32}^2|. \quad (14)$$

The two possible schemes are illustrated in Fig. 1. They differ by the sign of $\Delta m_{31}^2 \simeq \Delta m_{32}^2$.

Information on neutrino mixing is traditionally obtained from the analysis of the experimental data in the framework of an effective two-neutrino mixing scheme, in which oscillations depend on only one squared-mass difference (Δm^2) and one mixing angle (ϑ). This approximation is allowed [19] by the smallness of $|U_{e3}|$, which is the only element of the mixing matrix which affects both the solar-reactor and atmospheric-accelerator oscillations, as illustrated in Fig. 2. In fact, solar and reactor experiments have observed the disappearance of electron neutrinos, which depends only on the elements of the mixing matrix which connect ν_e with the three massive neutrinos: U_{e1} , U_{e2} and U_{e3} . On the other hand, the hierarchy of squared-mass differences in Eq. (12) implies that ν_1 and ν_2 are practically the same in atmospheric and accelerator oscillations and contribute through $|U_{\alpha 1}|^2 + |U_{\alpha 2}|^2 = 1 - |U_{\alpha 3}|^2$. Hence these oscillations depend only on the third column of the elements of the mixing matrix.

$$\text{SOL} \rightarrow U = \begin{pmatrix} U_{e1} & U_{e2} & U_{e3} \\ U_{\mu1} & U_{\mu2} & U_{\mu3} \\ U_{\tau1} & U_{\tau2} & U_{\tau3} \end{pmatrix}$$

Figure 2: Schematic description of the contributions of the elements of the mixing matrix to solar (SOL) and atmospheric (ATM) neutrino oscillations.

The smallness of $|U_{e3}|$ is known from the results of the CHOOZ and Palo Verde experiments (see Ref. [20]), leading to [18]

$$|U_{e3}|^2 = 0.008_{-0.008}^{+0.023} \quad [2\sigma]. \quad (15)$$

In this case, in the standard parameterization of the mixing matrix (see Ref. [4]), we have $|U_{e3}|^2 = \sin^2 \vartheta_{13}$, the effective mixing angle measured in solar and reactor experiment is approximately equal to ϑ_{12} and the effective mixing angle measured in atmospheric and accelerator experiment is approximately equal to ϑ_{23} . An analysis of the data yields large values for ϑ_{12} and ϑ_{23} [9, 18]:

$$\sin^2 \vartheta_{12} = 0.314 \left(1_{-0.15}^{+0.18}\right) \quad [2\sigma], \quad (16)$$

$$\sin^2 \vartheta_{23} = 0.45 \left(1_{-0.20}^{+0.35}\right) \quad [2\sigma]. \quad (17)$$

The mixing angle ϑ_{23} is close to maximal ($\pi/4$). The mixing angle ϑ_{12} is large, but less than maximal.

From the determination of the mixing angles, it is possible to reconstruct the allowed ranges for the elements of the mixing matrix: at 2σ we have

$$|U|_{2\sigma} \simeq \begin{pmatrix} 0.78 - 0.86 & 0.51 - 0.61 & 0.00 - 0.18 \\ 0.21 - 0.57 & 0.41 - 0.74 & 0.59 - 0.78 \\ 0.19 - 0.56 & 0.39 - 0.72 & 0.62 - 0.80 \end{pmatrix}. \quad (18)$$

One can see that all the elements of the mixing matrix are large, except $|U_{e3}|$, for which we have only an upper bound.

A mixing matrix of the type in Eq. (18), with two large mixing angles (ϑ_{12} and ϑ_{23}), is called “bilarge”. Several future experiments are aimed at a measurement of the small mixing angle ϑ_{13} (see Ref. [21]), whose finiteness is crucial for the existence of CP violation in the lepton sector, for the possibility to measure matter effects with

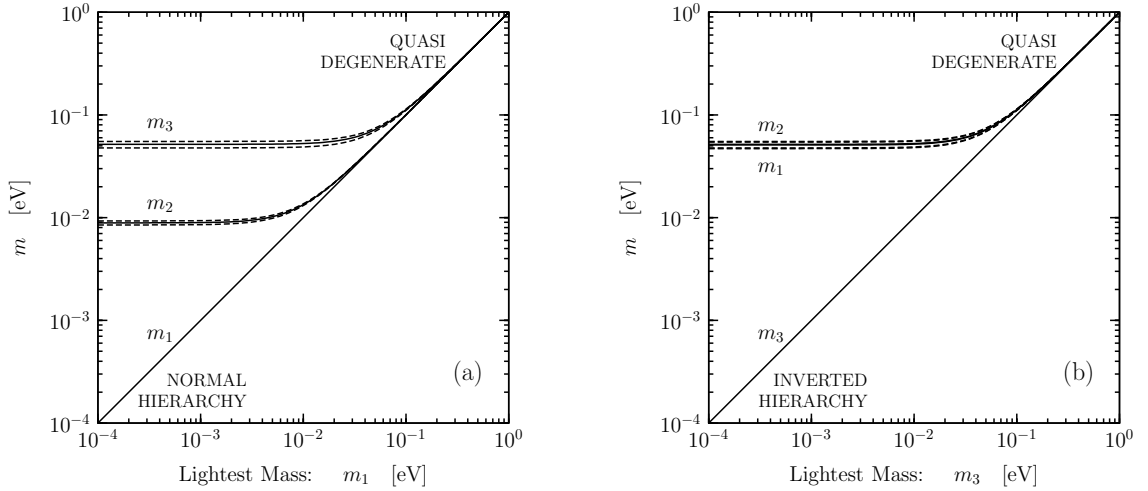


Figure 3: Values of neutrino masses as functions of the lightest mass, m_1 in the normal scheme (a) and m_3 in the inverted scheme (b). Solid lines correspond to the best-fit. Dashed lines enclose 2σ ranges.

future neutrino beam passing through the Earth and for the possibility to distinguish the normal and inverted schemes in future oscillation experiments.

As a first approximation, it is instructive to consider $\vartheta_{13} = 0$. In this case, the mixing matrix is given by

$$U = \begin{pmatrix} c_{\vartheta_{12}} & s_{\vartheta_{12}} & 0 \\ -s_{\vartheta_{12}}c_{\vartheta_{23}} & c_{\vartheta_{12}}c_{\vartheta_{23}} & s_{\vartheta_{23}} \\ s_{\vartheta_{12}}s_{\vartheta_{23}} & -c_{\vartheta_{12}}s_{\vartheta_{23}} & c_{\vartheta_{23}} \end{pmatrix}, \quad (19)$$

where $c_{\vartheta_{ij}} \equiv \cos \vartheta_{ij}$ and $s_{\vartheta_{ij}} \equiv \sin \vartheta_{ij}$. Choosing the attractive values

$$\sin^2 \vartheta_{12} = \frac{1}{3}, \quad \sin^2 \vartheta_{23} = \frac{1}{2}, \quad (20)$$

which are within the ranges in Eqs. (16) and (17), we have the so-called “tri-bimaximal” mixing matrix [22]

$$U = \begin{pmatrix} \sqrt{2/3} & 1/\sqrt{3} & 0 \\ -1/\sqrt{6} & 1/\sqrt{3} & 1/\sqrt{2} \\ 1/\sqrt{6} & -1/\sqrt{3} & 1/\sqrt{2} \end{pmatrix}. \quad (21)$$

The name is due to the fact that the magnitudes of all the elements of the second column are equal (trimaximal mixing) and the third column have only two finite elements, which have the same magnitude (bimaximal mixing).

In the approximation in Eq. (19), we have

$$\nu_e = c_{\vartheta_{12}}\nu_1 + s_{\vartheta_{12}}\nu_2, \quad (22)$$

which is a two-neutrino mixing relation. In oscillations, electron neutrinos can transform in the orthogonal state

$$\nu_{\perp} = -s_{\vartheta_{12}}\nu_1 + c_{\vartheta_{12}}\nu_2 = c_{\vartheta_{23}}\nu_{\mu} - s_{\vartheta_{23}}\nu_{\tau}. \quad (23)$$

Hence, The state in which solar and reactor electron neutrinos transform is a superposition of ν_{μ} and ν_{τ} determined by the atmospheric mixing angle ϑ_{23} . The closeness of ϑ_{23} to maximal mixing implies an approximate equal amount of ν_{μ} and ν_{τ} . If one further takes into account that the SNO experiment measured a suppression of about 1/3 of the solar ν_e flux for $E \gtrsim 6$ MeV, it follows that the flux of high-energy solar neutrinos on the Earth is composed of an approximately equal amount of ν_e , ν_{μ} and ν_{τ} .

3 The Absolute Scale of Neutrino Masses

Since neutrino oscillations depend on the differences of the squared neutrino masses, other types of experiments are needed in order to determine the absolute values of neutrino masses. However, what is really unknown from the results of neutrino oscillation experiments is only one mass, since the other masses can be determined from the known difference of the squared neutrino masses. In the three-neutrino mixing schemes in Fig. 1, it is convenient to choose as unknown the lightest mass (m_1 in the normal scheme and m_3 in the inverted scheme) and plot the masses as shown in Fig. 3. One can see that, in the normal scheme, if m_1 is small, there is a normal mass hierarchy $m_1 \ll m_2 \ll m_3$. On the other hand, in the inverted scheme, if m_3 is small, there is a so-called ‘‘inverted mass hierarchy’’ $m_3 \ll m_1 \lesssim m_2$, since m_1 and m_2 are separated by the small solar mass splitting. In both schemes, the three neutrino masses are quasi-degenerate for

$$m_3 \gtrsim m_2 \gtrsim m_1 \gg \sqrt{\Delta m_{\text{ATM}}^2} \simeq 5 \times 10^{-2} \text{ eV}. \quad (24)$$

In the next three subsections, we discuss the three most efficient methods for the determination of the absolute scale of neutrino masses: β decay, cosmological observations and neutrinoless double- β decay.

3.1 Beta Decay

The measurement of the energy spectrum of electrons emitted in nuclear β decay provides a robust kinematical measurement of the effective electron neutrino mass.

Let us consider first, for simplicity, a massive electron neutrino without mixing. In this case, the differential decay rate in allowed² β -decays is proportional to the

²Allowed β -decays are characterized by the independence of the nuclear matrix element from the electron energy.

square of the Kurie function

$$K(T) = \left[(Q - T) \sqrt{(Q - T)^2 - m_{\nu_e}^2} \right]^{1/2}, \quad (25)$$

where $Q = M_i - M_f - m_e$ (M_i and M_f are, respectively, the masses of the initial and final nuclei and m_e is the electron mass) and $T = E_e - m_e$ is the electron kinetic energy. If $m_{\nu_e} = 0$, the Kurie function is a decreasing linear function of T , going to zero at the so-called “end-point” of the spectrum, $T = Q$, as illustrated by the dotted line in Fig. 4 for tritium β decay. A small electron neutrino mass affects the electron spectrum near the end-point, which shifts to $T = Q - m_{\nu_e}$, as shown by the dashed line in Fig. 4. Therefore, in practice, information on the value of the neutrino mass is obtained looking for a distortion of the Kurie plot with respect to the linear function near the end-point. Using this technique, the Mainz tritium experiment [23] obtained the most stringent upper bound on the electron neutrino mass:

$$m_{\nu_e} < 2.3 \text{ eV} \quad [95\% \text{ CL}]. \quad (26)$$

The Troitzk tritium experiment [24] obtained the comparable bound $m_{\nu_e} < 2.5 \text{ eV}$ [95% CL]. The main reason why tritium β -decay experiments are the most sensitive to the electron neutrino mass is that tritium β -decay has one of the smallest Q -values among all known β -decays. Since the relative number of events occurring in an interval of energy ΔT below the end-point is proportional to $(\Delta T/Q)^3$, a small Q -value is desirable for a maximization of the fraction of decay events that occur near the end-point of the spectrum. Moreover, tritium β -decay is a superallowed transition between mirror nuclei³ with a relatively short half-life (about 12.3 years), which implies an acceptable number of observed events during the experiment lifetime. Another advantage of tritium β -decay is that the atomic structure is less complicated than those of heavier atoms, leading to a more accurate calculation of atomic effects.

In the case of neutrino mixing, the Kurie function is given by

$$K(T) = \left[(Q - T) \sum_{k=1}^3 |U_{ek}|^2 \sqrt{(Q - T)^2 - m_k^2} \right]^{1/2}. \quad (27)$$

This is a function of 5 parameters, the three neutrino masses and two mixing parameters (the unitarity of the mixing matrix implies that $\sum_{k=1}^3 |U_{ek}|^2 = 1$). The main characteristics of the distortion of the Kurie function with respect to the linear function corresponding to massless neutrinos are:

³Superallowed transitions are allowed transitions between nuclei belonging to the same isospin multiplet. Mirror nuclei are pairs of nuclei which have equal numbers of protons and neutrons plus an extra proton in one case and an extra neutron in the other. In this case, the overlap of the initial and final nuclear wave functions is close to one, leading to a large nuclear matrix element.

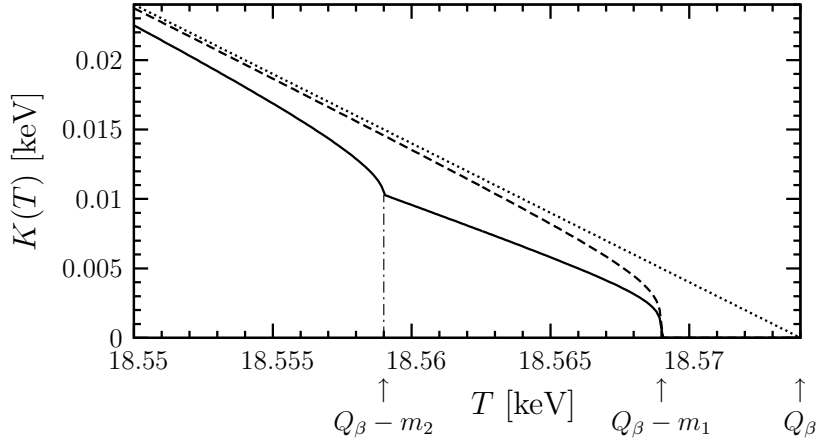


Figure 4: Kurie plot for tritium β decay. Dotted line: the linear Kurie function for $m_{\nu_e} = 0$. Dashed line: Kurie function in Eq. (25) for $m_{\nu_e} = 5$ eV. Solid line: Kurie function in Eq. (27) for two-neutrino mixing with $m_1 = 5$ eV, $m_2 = 15$ eV and $\vartheta = \pi/4$.

- (a) A shift of the end-point of the spectrum from $T = Q$ to $T = Q - m_{\text{ght}}$, calling ν_{ght} the lightest massive neutrino component of ν_e (if $U_{e3} = 0$, $\nu_{\text{ght}} = \nu_1$ in both the normal and inverted schemes; otherwise, $\nu_{\text{ght}} = \nu_1$ in the normal scheme and $\nu_{\text{ght}} = \nu_3$ in the inverted scheme).
- (b) Kinks at the electron kinetic energies $T_k = Q - m_k$, for $\nu_k \neq \nu_{\text{ght}}$, with corresponding strength determined by the value of $|U_{ek}|^2$.

This behavior of the Kurie function is illustrated by the solid line in Fig. 4, which describes the case of two-neutrino mixing ($U_{e3} = 0$) with $m_1 = 5$ eV, $m_2 = 15$ eV and $\vartheta = \pi/4$ ($|U_{e1}|^2 = |U_{e2}|^2 = 1/2$).

If, in the future, effects of the neutrino masses will be discovered in tritium or other β -decay experiments, a precise analysis of the data may reveal kinks of the Kurie function due to mixing of the electron neutrino with more than one massive neutrino. In this case, the data will have to be analyzed using Eq. (27).

However, so far tritium experiments did not find any effect of the neutrino masses and their data have been analyzed in terms of the one-generation Kurie function in Eq. (25), leading to the upper bound in Eq. (26). How this result can be interpreted in the framework of three-neutrino mixing, in which Eq. (27) holds? The exact expression of $K(T)$ in Eq. (27) cannot be reduced to the one-generation Kurie function in Eq. (25). In order to achieve such a reduction in an approximate way, one must note that, if an experiment does not find any effect of the neutrino masses, its resolution for the measurement of $Q_\beta - T$ is much larger than the values of the neutrino masses.

Considering $m_k \ll Q_\beta - T$, we have

$$\begin{aligned}
K^2 &= (Q - T)^2 \sum_k |U_{ek}|^2 \sqrt{1 - \frac{m_k^2}{(Q - T)^2}} \simeq (Q - T)^2 \sum_k |U_{ek}|^2 \left[1 - \frac{1}{2} \frac{m_k^2}{(Q - T)^2} \right] \\
&= (Q - T)^2 \left[1 - \frac{1}{2} \frac{m_\beta^2}{(Q - T)^2} \right] \simeq (Q - T)^2 \sqrt{1 - \frac{m_\beta^2}{(Q - T)^2}} \\
&= (Q - T) \sqrt{(Q - T)^2 - m_\beta^2}, \tag{28}
\end{aligned}$$

with m_β given by

$$m_\beta^2 = \sum_k |U_{ek}|^2 m_k^2. \tag{29}$$

The approximate expression of $K(T)$ in terms of m_β is the same as the expression in Eq. (25) of the one-generation Kurie function in terms of m_{ν_e} . Therefore, m_β can be considered as the effective electron neutrino mass in β -decay. In the case of three-neutrino mixing, the upper bound in Eq. (26) must be interpreted as a bound on m_β :

$$m_\beta < 2.3 \text{ eV} \quad [95\% \text{ CL}]. \tag{30}$$

If the future experiments do not find any effect of neutrino masses, they will provide more stringent bounds on the value of m_β .

In the standard parameterization of the mixing matrix, we have

$$m_\beta^2 = c_{12}^2 c_{13}^2 m_1^2 + s_{12}^2 c_{13}^2 m_2^2 + s_{13}^2 m_3^2. \tag{31}$$

Although neutrino oscillation experiments do not give information on the absolute values of neutrino masses, they give information on the squared-mass differences Δm_{21}^2 and Δm_{31}^2 and on the mixing angles ϑ_{12} and ϑ_{13} (see Eqs. (10), (11), (15), (16) and (17)). As shown in Fig. 3, the values of the neutrino masses can be determined as functions of the lightest mass (m_1 in the normal scheme and m_3 in the inverted scheme). Therefore, also m_β can be considered as a function of the lightest mass, as shown in Fig. 5. The middle solid lines correspond to the best fit and the extreme solid lines delimit the 2σ allowed range. We have also shown with dashed lines the best-fit and 2σ ranges of the neutrino masses (same as in Fig. 3), which help to understand their contribution to m_β .

From Fig. 5 one can see that, in the case of a normal mass hierarchy (normal scheme with $m_1 \ll m_2 \ll m_3$), the main contribution to m_β is due to m_2 or m_3 or both, because the upper limit for m_β is larger than the upper limit for m_2 . In the case of an inverted mass hierarchy (inverted scheme with $m_3 \ll m_1 \lesssim m_2$), m_β has practically the same value as m_1 and m_2 . In the case of a quasi-degenerate spectrum, m_β coincides with the approximately equal value of the three neutrino masses in both the normal and inverted schemes.

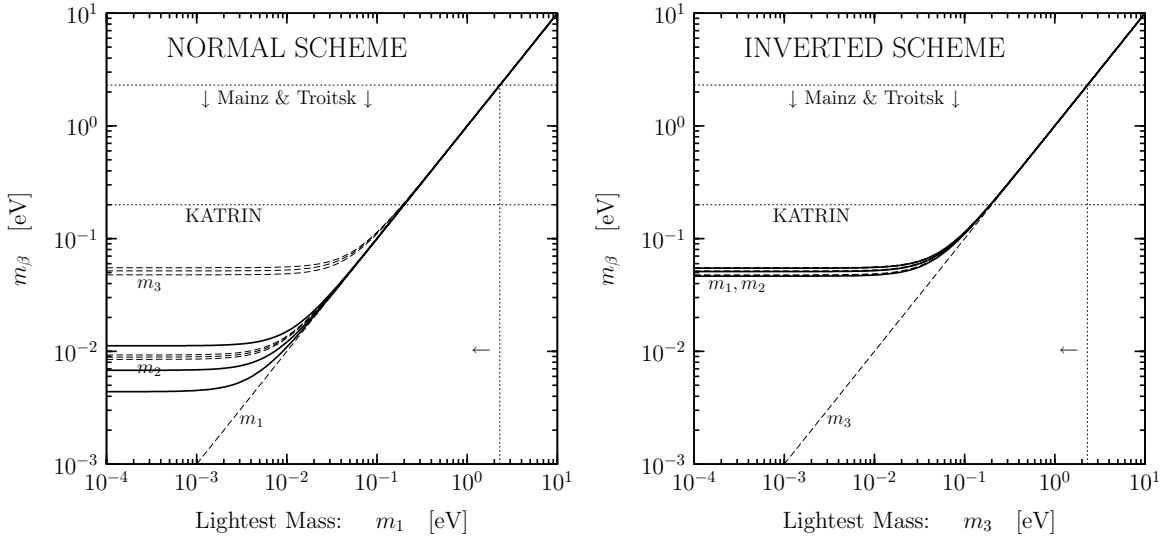


Figure 5: Effective neutrino mass m_β in tritium β -decay experiments as a function of the lightest mass (m_1 in the normal scheme and m_3 in the inverted scheme; see Fig. 1). Middle solid lines correspond to the best-fit values of the oscillation parameters. Extreme solid lines enclose 2σ ranges. Dashed lines show the best-fit values and 2σ ranges of individual masses. In the inverted scheme, the best-fit values and 2σ ranges of m_1 and m_2 are practically the same and coincide with the best-fit value and 2σ range of m_β .

Figure 5 shows that the present experiments and the future KATRIN experiment [25], with an expected sensitivity of about 0.2 eV, give information on the absolute values of neutrino masses in the quasi-degenerate region in both the normal and inverted schemes. From the Mainz upper bound in Eq. (26), for the individual neutrino masses we obtain

$$m_k < 2.3 \text{ eV} \quad [95\% \text{ CL}], \quad (32)$$

with $k = 1, 2, 3$.

One can note from Fig. 5 that the allowed ranges of m_β in the normal and inverted schemes in the case of a mass hierarchy are quite different and non overlapping: the lower limit for m_β in the inverted scheme is about 4.7×10^{-2} eV, whereas the upper limit for m_β in the normal scheme is about 1.1×10^{-2} eV. If future experiments find an upper bound for m_β which is smaller than about 4.7×10^{-2} eV, the inverted scheme will be excluded, leaving the normal scheme as the only possibility.

Figure 5 shows also that β -decay experiments will not have to improve indefinitely for finding the effects of neutrino masses: the ultimate sensitivity is set at about 4×10^{-3} eV, which is the lower bound for m_β in the case of a normal mass hierarchy.

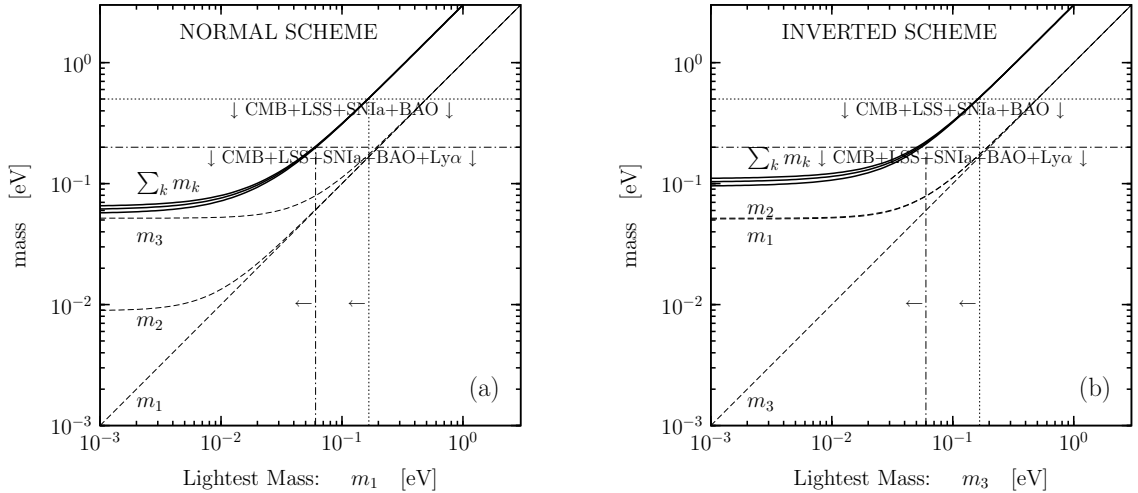


Figure 6: Sum of neutrino masses in the two schemes of three-neutrino mixing indicated by neutrino oscillation data, as a function of the lightest mass (m_1 in the normal scheme in (a) and m_3 in the inverted scheme in (b)). The three solid lines represent the best-fit and 2σ uncertainty band obtained from the squared-mass differences in Eqs. (10) and (11). The two horizontal dotted lines represent the approximate cosmological upper bound range in Eq. (33), and the two vertical dotted lines give the corresponding upper bound range for the lightest mass. The dashed curves show the three individual masses.

Of course, when some β -decay experiment will reveal the effects of neutrino masses, a more complicated analysis using the expression of $K(T)$ in Eq. (27) will be needed. In that case, it may be possible to distinguish between the normal and inverted schemes even if both are allowed (i.e. $m_\beta \gtrsim 4.7 \times 10^{-2}$ eV).

3.2 Cosmological Bounds on Neutrino Masses

If neutrinos have masses of the order of 1 eV, they constitute a so-called “hot dark matter”, which suppresses the power spectrum of density fluctuations in the early universe at “small” scales, of the order of 1–10 Mpc (see Ref. [26]). The suppression depends on the sum of neutrino masses $\sum_k m_k$.

Recent high precision measurements of density fluctuations in the Cosmic Microwave Background (WMAP) and in the Large Scale Structure distribution of galaxies (2dFGRS, SDSS), combined with other cosmological data, led to stringent upper limits on $\sum_k m_k$, of the order of a fraction of eV [18, 27–29]. The most crucial type of data are the so-called Lyman- α forests, which are absorption lines in the spectra of high-redshift quasars due to intergalactic hydrogen clouds with dimensions of the order of 1–10 Mpc. Unfortunately, the interpretation of Lyman- α data may suffer

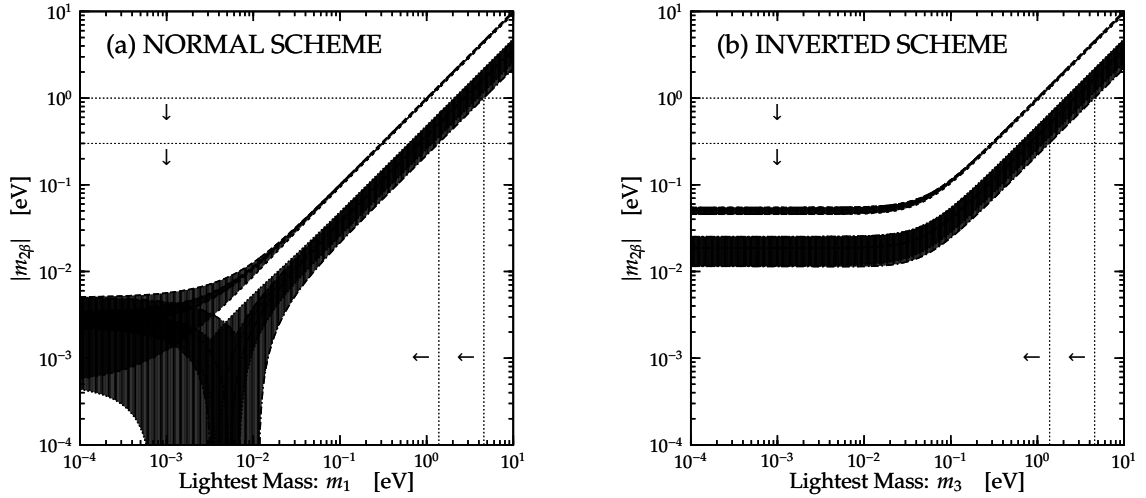


Figure 7: Absolute value $|m_{2\beta}|$ of the effective Majorana neutrino mass in $2\beta_{0\nu}$ decay as a function of the lightest mass m_1 in the normal scheme (a) and m_3 in the inverted scheme (b). The white areas in the strips need CP violation. The two horizontal dotted lines correspond to the extremes of the upper bound range in Eq. (38). The two vertical dotted lines show the corresponding upper bounds for m_1 (a) and m_3 (b).

from large systematic uncertainties. Summarizing the different limits obtained in Refs. [18, 27–29], we estimate an approximate 2σ upper bound

$$\sum_k m_k \lesssim 0.2 - 0.5 \text{ eV}, \quad (33)$$

with the extremes reached with or without Lyman- α data. These limits are shown in Fig. 6, where we have plotted the value of $\sum_k m_k$ as a function of the unknown value of the lightest mass, using the values of the squared-mass differences in Eqs. (10) and (11). One can see that cosmological measurements are starting to explore the interesting region in which the tree neutrinos are not quasi-degenerate. In the future, the inverted scheme can be excluded by an upper bound of about $9 \times 10^{-2} \text{ eV}$ on the sum of neutrino masses.

3.3 Neutrinoless Double-Beta Decay

Neutrinoless double- β decay ($2\beta_{0\nu}$) is a very important process, because it is not only sensitive to the absolute value of neutrino masses, but mainly because it is allowed only if neutrinos are Majorana particles [30, 31]. The observation of neutrinoless double- β decay would represent a discovery of a new type of particles, Majorana particles. This would be a fundamental improvement in our understanding of nature.

Neutrinoless double- β decays are processes of the type $\mathcal{N}(A, Z) \rightarrow \mathcal{N}(A, Z \pm 2) + e^\mp + e^\mp$, in which no neutrino is emitted, with a change of two units of the total lepton number. These processes are forbidden in the Standard Model. The $2\beta_{0\nu}$ half-life of a nucleus \mathcal{N} is given by (see Refs. [32–35])

$$[T_{1/2}^{0\nu}(\mathcal{N})]^{-1} = G_{0\nu}^{\mathcal{N}} |\mathcal{M}_{0\nu}^{\mathcal{N}}|^2 \frac{|m_{2\beta}|^2}{m_e^2}, \quad (34)$$

where $G_{0\nu}^{\mathcal{N}}$ is the phase-space factor, $\mathcal{M}_{0\nu}^{\mathcal{N}}$ is the nuclear matrix element and

$$m_{2\beta} = \sum_{k=1}^3 U_{ek}^2 m_k \quad (35)$$

is the effective Majorana mass. The phase space factor can be calculated with small uncertainties (see, for example, Table 3.4 of Ref. [32] and Table 6 of Ref. [33]).

In spite of many experimental efforts, so far no experiment observed an unquestionable signal⁴. The most stringent bound has been obtained in the Heidelberg-Moscow ^{76}Ge experiment [41]:

$$T_{1/2}^{0\nu}({}^{76}\text{Ge}) > 1.9 \times 10^{25} \text{ y} \quad [90\% \text{ CL}]. \quad (36)$$

The IGEX experiment [42] obtained the comparable limit $T_{1/2}^{0\nu}({}^{76}\text{Ge}) > 1.57 \times 10^{25} \text{ y}$ [90% CL]. For the future, many new $2\beta_{0\nu}$ experiments are planned and under preparation (see Refs. [35, 43]), since the quest for the Majorana nature of neutrinos is of fundamental importance.

The extraction of the value of $|m_{2\beta}|$ from the data has unfortunately a large systematic uncertainty, which is due to the large theoretical uncertainty in the evaluation of the nuclear matrix element $\mathcal{M}_{0\nu}$ (see Refs. [34, 35]). In the following, we will use as a possible range for the nuclear matrix element $|\mathcal{M}_{0\nu}|$ the interval which covers the results of reliable calculations listed in Tab. 2 of Ref. [35]:

$$1.5 \lesssim |\mathcal{M}_{0\nu}^{76\text{Ge}}| \lesssim 4.6, \quad (37)$$

which corresponds to an uncertainty of a factor of 3 for the determination of $|m_{2\beta}|$ from $T_{1/2}^{0\nu}({}^{76}\text{Ge})$. Using the range (37), the upper bound (36) implies ($G_{0\nu}^{76\text{Ge}} = 6.31 \times 10^{-15} \text{ y}^{-1}$)

$$|m_{2\beta}| \lesssim 0.3 - 1.0 \text{ eV}. \quad (38)$$

Figure 7 shows the allowed range for $|m_{2\beta}|$ as a function of the unknown value of the lightest mass, using the values of the oscillation parameters in Eqs. (10), (11), (15),

⁴There is a claim of an observation of the $2\beta_{0\nu}^-$ decay of ^{76}Ge with $T_{1/2}^{0\nu}({}^{76}\text{Ge}) = 1.19_{-0.17}^{+1.00} \times 10^{25} \text{ y}$ [36, 37]. However, this measurement is rather controversial [38–40]. The issue can only be settled by future experiments (see Ref. [35]).

(16) and (17). One can see that, in the region where the lightest mass is very small, the allowed ranges for $|m_{2\beta}|$ in the normal and inverted schemes are dramatically different. This is due to the fact that in the normal scheme strong cancellations between the contributions of m_2 and m_3 are possible, whereas in the inverted scheme the contributions of m_1 and m_2 cannot cancel, because maximal mixing in the 1–2 sector is excluded by solar data ($\vartheta_{12} < \pi/4$ at 5.8σ [44]). On the other hand, there is no difference between the normal and inverted schemes in the quasi-degenerate region, which is probed by the present data. From Fig. 7 one can see that, in the future, the normal and inverted schemes may be distinguished by reaching a sensitivity of about 10^{-2} eV.

4 Conclusions

The results of neutrino oscillation experiments have shown that neutrinos are massive particles, there is a hierarchy of squared mass differences and the mixing matrix is bilarge i.e. with two large and one small mixing angles.

From the theoretical point of view, it is very likely that massive neutrinos are Majorana particles, with a small mass connected to new high-energy physics beyond the Standard Model by a see-saw type relation. An intense experimental effort is under way in the search for neutrinoless double- β decay, which is the most accessible signal of the Majorana nature of massive neutrinos.

Since neutrino oscillations depend on the differences of the squared neutrino masses, the absolute scale of neutrino masses is still not known, except for upper bounds obtained in β decay and neutrinoless double- β decay experiments and through cosmological observations.

The measurement of the effective electron neutrino mass in β decay experiments is robust but very difficult. The future KATRIN experiment [25] will reach a sensitivity of about 0.2 eV.

Cosmological observations have already pushed the upper limit for the sum of the neutrino masses at a few tenths of eV, in the interesting region in which the tree neutrinos are not quasi-degenerate. Significant improvements are expected in the near future (see Ref. [26]), with the caveat that cosmological information on fundamental physical quantities depend on the assumption of a cosmological model and on the interpretation of astrophysical observations.

Let us finally mention that we have not considered the indication of $\bar{\nu}_\mu \rightarrow \bar{\nu}_e$ transitions, found in the LSND experiment [45]. This signal is under investigation in the MiniBooNE experiment at Fermilab [46]. This check is important, because a confirmation of the LSND signal could require an extension of the three-neutrino mixing scheme (see Refs. [2, 7]).

Bibliography

- [1] S.M. Bilenky and S.T. Petcov, *Rev. Mod. Phys.* 59 (1987) 671.
- [2] S.M. Bilenky, C. Giunti and W. Grimus, *Prog. Part. Nucl. Phys.* 43 (1999) 1, hep-ph/9812360.
- [3] S.M. Bilenky et al., *Phys. Rept.* 379 (2003) 69, hep-ph/0211462.
- [4] C. Giunti and M. Laveder, hep-ph/0310238.
- [5] E. Majorana, *Nuovo Cim.* 14 (1937) 171.
- [6] S.M. Bilenky and B. Pontecorvo, *Phys. Rept.* 41 (1978) 225.
- [7] M. Gonzalez-Garcia and Y. Nir, *Rev. Mod. Phys.* 75 (2003) 345, hep-ph/0202058.
- [8] M. Maltoni et al., *New J. Phys.* 6 (2004) 122, hep-ph/0405172.
- [9] G.L. Fogli et al., hep-ph/0506083.
- [10] A. Strumia and F. Vissani hep-ph/0606054.
- [11] P. Minkowski, *Phys. Lett. B*67 (1977) 421.
- [12] T. Yanagida, Workshop on the Baryon Number of the Universe and Unified Theories, Tsukuba, Japan, 13-14 Feb 1979.
- [13] M. Gell-Mann, P. Ramond and R. Slansky, In 'Supergravity', p. 315, edited by F. van Nieuwenhuizen and D. Freedman, North Holland, Amsterdam.
- [14] R.N. Mohapatra and G. Senjanovic, *Phys. Rev. Lett.* 44 (1980) 912.
- [15] G. Altarelli and F. Feruglio, *Phys. Rept.* 320 (1999) 295, hep-ph/9905536.
- [16] S. Weinberg, *Phys. Rev. Lett.* 43 (1979) 1566.
- [17] G. Costa and F. Zwirner, *Riv. Nuovo Cim.* 9N3 (1986) 1.
- [18] G. Fogli et al., hep-ph/0608060.
- [19] S.M. Bilenky and C. Giunti, *Phys. Lett. B*444 (1998) 379, hep-ph/9802201.
- [20] C. Bemporad, G. Gratta and P. Vogel, *Rev. Mod. Phys.* 74 (2002) 297, hep-ph/0107277.
- [21] A. Blondel et al., hep-ph/0606111.

-
- [22] P.F. Harrison, D.H. Perkins and W.G. Scott, Phys. Lett. B530 (2002) 167, hep-ph/0202074.
- [23] C. Kraus et al., Eur. Phys. J. 40 (2005) 447, hep-ex/0412056.
- [24] V.M. Lobashev et al., Phys. Lett. B460 (1999) 227.
- [25] KATRIN, L. Bornschein et al., eConf C030626 (2003) FRAP14, hep-ex/0309007, XIII Physics in Collision Conference(PIC03), Zeuthen, Germany, June 2003.
- [26] J. Lesgourgues and S. Pastor, Phys. Rept. 429 (2006) 307, astro-ph/0603494.
- [27] A. Goobar et al., JCAP 0606 (2006) 019, astro-ph/0602155.
- [28] WMAP, D. Spergel et al., astro-ph/0603449.
- [29] U. Seljak, A. Slosar and P. McDonald, astro-ph/0604335.
- [30] J. Schechter and J.W.F. Valle, Phys. Rev. D25 (1982) 2951.
- [31] E. Takasugi, Phys. Lett. B149 (1984) 372.
- [32] M. Doi, T. Kotani and E. Takasugi, Prog. Theor. Phys. Suppl. 83 (1985) 1.
- [33] J. Suhonen and O. Civitarese, Phys. Rept. 300 (1998) 123.
- [34] O. Civitarese and J. Suhonen, Nucl. Phys. A729 (2003) 867, nucl-th/0208005.
- [35] S.R. Elliott and J. Engel, J. Phys. G30 (2004) R183, hep-ph/0405078.
- [36] H.V. Klapdor-Kleingrothaus et al., Mod. Phys. Lett. A16 (2001) 2409, hep-ph/0201231.
- [37] H. Klapdor-Kleingrothaus et al., Phys. Lett. B586 (2004) 198, hep-ph/0404088.
- [38] F. Feruglio, A. Strumia and F. Vissani, Nucl. Phys. B637 (2002) 345, hep-ph/0201291.
- [39] C.E. Aalseth et al., Mod. Phys. Lett. A17 (2002) 1475, hep-ex/0202018.
- [40] A. Bakalyarov et al., Phys. Part. Nucl. Lett. 2 (2005) 77, hep-ex/0309016.
- [41] H.V. Klapdor-Kleingrothaus et al., Eur. Phys. J. A12 (2001) 147.
- [42] IGEX, C.E. Aalseth et al., Phys. Rev. D65 (2002) 092007, hep-ex/0202026.
- [43] C. Aalseth et al., hep-ph/0412300.

- [44] J.N. Bahcall, M.C. Gonzalez-Garcia and C. Pena-Garay, JHEP 08 (2004) 016, hep-ph/0406294.
- [45] LSND, A. Aguilar et al., Phys. Rev. D64 (2001) 112007, hep-ex/0104049.
- [46] M. Sorel, hep-ex/0602018.

