

Measurement of the $B \rightarrow J/\psi K^*(892)$ decay amplitudes

The *BABAR* Collaboration

B. Aubert,¹ D. Boutigny,¹ J.-M. Gaillard,¹ A. Hicheur,¹ Y. Karyotakis,¹ J. P. Lees,¹ P. Robbe,¹ V. Tisserand,¹
A. Palano,² G. P. Chen,³ J. C. Chen,³ N. D. Qi,³ G. Rong,³ P. Wang,³ Y. S. Zhu,³ G. Eigen,⁴ P. L. Reinertsen,⁴
B. Stugu,⁴ B. Abbott,⁵ G. S. Abrams,⁵ A. W. Borgland,⁵ A. B. Breon,⁵ D. N. Brown,⁵ J. Button-Shafer,⁵
R. N. Cahn,⁵ A. R. Clark,⁵ M. S. Gill,⁵ A. Gritsan,⁵ Y. Groysman,⁵ R. G. Jacobsen,⁵ R. W. Kadel,⁵ J. Kadyk,⁵
L. T. Kerth,⁵ S. Kluth,⁵ Yu. G. Kolomensky,⁵ J. F. Kral,⁵ C. LeClerc,⁵ M. E. Levi,⁵ T. Liu,⁵ G. Lynch,⁵
A. B. Meyer,⁵ M. Momayezi,⁵ P. J. Oddone,⁵ A. Perazzo,⁵ M. Pripstein,⁵ N. A. Roe,⁵ A. Romosan,⁵ M. T. Ronan,⁵
V. G. Shelkov,⁵ A. V. Telnov,⁵ W. A. Wenzel,⁵ P. G. Bright-Thomas,⁶ T. J. Harrison,⁶ C. M. Hawkes,⁶ A. Kirk,⁶
D. J. Knowles,⁶ S. W. O'Neale,⁶ R. C. Penny,⁶ A. T. Watson,⁶ N. K. Watson,⁶ T. Deppermann,⁷ K. Goetzen,⁷
H. Koch,⁷ J. Krug,⁷ M. Kunze,⁷ B. Lewandowski,⁷ K. Peters,⁷ H. Schmuecker,⁷ M. Steinke,⁷ J. C. Andress,⁸
N. R. Barlow,⁸ W. Bhimji,⁸ N. Chevalier,⁸ P. J. Clark,⁸ W. N. Cottingham,⁸ N. De Groot,⁸ N. Dyce,⁸ B. Foster,⁸
J. D. McFall,⁸ D. Wallom,⁸ F. F. Wilson,⁸ K. Abe,⁹ C. Hearty,⁹ T. S. Mattison,⁹ J. A. McKenna,⁹ D. Thiessen,⁹
S. Jolly,¹⁰ A. K. McKemey,¹⁰ J. Tinslay,¹⁰ V. E. Blinov,¹¹ A. D. Bukin,¹¹ D. A. Bukin,¹¹ A. R. Buzykaev,¹¹
V. B. Golubev,¹¹ V. N. Ivanchenko,¹¹ A. A. Korol,¹¹ E. A. Kravchenko,¹¹ A. P. Onuchin,¹¹ A. A. Salnikov,¹¹
S. I. Serednyakov,¹¹ Yu. I. Skovpen,¹¹ V. I. Telnov,¹¹ A. N. Yushkov,¹¹ D. Best,¹² A. J. Lankford,¹²
M. Mandelkern,¹² S. McMahon,¹² D. P. Stoker,¹² A. Ahsan,¹³ K. Arisaka,¹³ C. Buchanan,¹³ S. Chun,¹³
J. G. Branson,¹⁴ D. B. MacFarlane,¹⁴ S. Prell,¹⁴ Sh. Rahatlou,¹⁴ G. Raven,¹⁴ V. Sharma,¹⁴ C. Campagnari,¹⁵
B. Dahmes,¹⁵ P. A. Hart,¹⁵ N. Kuznetsova,¹⁵ S. L. Levy,¹⁵ O. Long,¹⁵ A. Lu,¹⁵ J. D. Richman,¹⁵ W. Verkerke,¹⁵
M. Witherell,¹⁵ S. Yellin,¹⁵ J. Beringer,¹⁶ D. E. Dorfan,¹⁶ A. M. Eisner,¹⁶ A. Frey,¹⁶ A. A. Grillo,¹⁶ M. Grothe,¹⁶
C. A. Heusch,¹⁶ R. P. Johnson,¹⁶ W. Kroeger,¹⁶ W. S. Lockman,¹⁶ T. Pulliam,¹⁶ H. Sadrozinski,¹⁶ T. Schalk,¹⁶
R. E. Schmitz,¹⁶ B. A. Schumm,¹⁶ A. Seiden,¹⁶ M. Turri,¹⁶ W. Walkowiak,¹⁶ D. C. Williams,¹⁶ M. G. Wilson,¹⁶
E. Chen,¹⁷ G. P. Dubois-Felsmann,¹⁷ A. Dvoretzki,¹⁷ D. G. Hitlin,¹⁷ S. Metzler,¹⁷ J. Oyang,¹⁷ F. C. Porter,¹⁷
A. Ryd,¹⁷ A. Samuel,¹⁷ M. Weaver,¹⁷ S. Yang,¹⁷ R. Y. Zhu,¹⁷ S. Devmal,¹⁸ T. L. Geld,¹⁸ S. Jayatilke,¹⁸
G. Mancinelli,¹⁸ B. T. Meadows,¹⁸ M. D. Sokoloff,¹⁸ T. Barillari,¹⁹ P. Bloom,¹⁹ M. O. Dima,¹⁹ S. Fahey,¹⁹
W. T. Ford,¹⁹ D. R. Johnson,¹⁹ U. Nauenberg,¹⁹ A. Olivas,¹⁹ H. Park,¹⁹ P. Rankin,¹⁹ J. Roy,¹⁹ S. Sen,¹⁹
J. G. Smith,¹⁹ W. C. van Hoek,¹⁹ D. L. Wagner,¹⁹ J. Blouw,²⁰ J. L. Harton,²⁰ M. Krishnamurthy,²⁰ A. Soffer,²⁰
W. H. Toki,²⁰ R. J. Wilson,²⁰ J. Zhang,²⁰ T. Brandt,²¹ J. Brose,²¹ T. Colberg,²¹ G. Dahlinger,²¹ M. Dickopp,²¹
R. S. Dubitzky,²¹ E. Maly,²¹ R. Müller-Pfefferkorn,²¹ S. Otto,²¹ K. R. Schubert,²¹ R. Schwierz,²¹ B. Spaan,²¹
L. Wilden,²¹ L. Behr,²² D. Bernard,²² G. R. Bonneaud,²² F. Brochard,²² J. Cohen-Tanugi,²² S. Ferrag,²²
E. Roussot,²² S. T'Jampens,²² C. Thiebaux,²² G. Vasileiadis,²² M. Verderi,²² A. Anjomshoaa,²³ R. Bernet,²³
A. Khan,²³ F. Muheim,²³ S. Playfer,²³ J. E. Swain,²³ M. Falbo,²⁴ C. Borean,²⁵ C. Bozzi,²⁵ S. Dittongo,²⁵
M. Folegani,²⁵ L. Piemontese,²⁵ E. Treadwell,²⁶ F. Anulli,^{27, *} R. Baldini-Ferrolì,²⁷ A. Calcaterra,²⁷ R. de Sangro,²⁷
D. Falciai,²⁷ G. Finocchiaro,²⁷ P. Patteri,²⁷ I. M. Peruzzi,^{27, *} M. Piccolo,²⁷ Y. Xie,²⁷ A. Zallo,²⁷ S. Bagnasco,²⁸
A. Buzzo,²⁸ R. Contri,²⁸ G. Crosetti,²⁸ P. Fabbriatore,²⁸ S. Farinon,²⁸ M. Lo Vetere,²⁸ M. Macri,²⁸ M. R. Monge,²⁸
R. Musenich,²⁸ M. Pallavicini,²⁸ R. Parodi,²⁸ S. Passaggio,²⁸ F. C. Pastore,²⁸ C. Patrignani,²⁸ M. G. Pia,²⁸
C. Priano,²⁸ E. Robutti,²⁸ A. Santroni,²⁸ M. Morii,²⁹ R. Bartoldus,³⁰ T. Dignan,³⁰ R. Hamilton,³⁰ U. Mallik,³⁰
J. Cochran,³¹ H. B. Crawley,³¹ P.-A. Fischer,³¹ J. Lamsa,³¹ W. T. Meyer,³¹ E. I. Rosenberg,³¹ M. Benkebil,³²
G. Grosdidier,³² C. Hast,³² A. Höcker,³² H. M. Lacker,³² V. LePeltier,³² A. M. Lutz,³² S. Plaszczynski,³²
M. H. Schune,³² S. Trincaz-Duvoid,³² A. Valassi,³² G. Wormser,³² R. M. Bionta,³³ V. Brigljević,³³ D. J. Lange,³³
M. Mugge,³³ X. Shi,³³ K. van Bibber,³³ T. J. Wenaus,³³ D. M. Wright,³³ C. R. Wuest,³³ M. Carroll,³⁴ J. R. Fry,³⁴
E. Gabathuler,³⁴ R. Gamet,³⁴ M. George,³⁴ M. Kay,³⁴ D. J. Payne,³⁴ R. J. Sloane,³⁴ C. Touramanis,³⁴
M. L. Aspinwall,³⁵ D. A. Bowerman,³⁵ P. D. Dauncey,³⁵ U. Egede,³⁵ I. Eschrich,³⁵ N. J. W. Gunawardane,³⁵

J. A. Nash,³⁵ P. Sanders,³⁵ D. Smith,³⁵ D. E. Azzopardi,³⁶ J. J. Back,³⁶ P. Dixon,³⁶ P. F. Harrison,³⁶ R. J. L. Potter,³⁶ H. W. Shorthouse,³⁶ P. Strother,³⁶ P. B. Vidal,³⁶ M. I. Williams,³⁶ G. Cowan,³⁷ S. George,³⁷ M. G. Green,³⁷ A. Kurup,³⁷ C. E. Marker,³⁷ P. McGrath,³⁷ T. R. McMahon,³⁷ S. Ricciardi,³⁷ F. Salvatore,³⁷ I. Scott,³⁷ G. Vaitsas,³⁷ D. Brown,³⁸ C. L. Davis,³⁸ J. Allison,³⁹ R. J. Barlow,³⁹ J. T. Boyd,³⁹ A. C. Forti,³⁹ J. Fullwood,³⁹ F. Jackson,³⁹ G. D. Lafferty,³⁹ N. Savvas,³⁹ E. T. Simopoulos,³⁹ J. H. Weatherall,³⁹ A. Farbin,⁴⁰ A. Jawahery,⁴⁰ V. Lillard,⁴⁰ J. Olsen,⁴⁰ D. A. Roberts,⁴⁰ J. R. Schieck,⁴⁰ G. Blaylock,⁴¹ C. Dallapiccola,⁴¹ K. T. Flood,⁴¹ S. S. Hertzbach,⁴¹ R. Kofler,⁴¹ T. B. Moore,⁴¹ H. Staengle,⁴¹ S. Willocq,⁴¹ B. Brau,⁴² R. Cowan,⁴² G. Sciolla,⁴² F. Taylor,⁴² R. K. Yamamoto,⁴² M. Milek,⁴³ P. M. Patel,⁴³ J. Trischuk,⁴³ F. Lanni,⁴⁴ F. Palombo,⁴⁴ J. M. Bauer,⁴⁵ M. Booke,⁴⁵ L. Cremaldi,⁴⁵ V. Eschenburg,⁴⁵ R. Kroeger,⁴⁵ J. Reidy,⁴⁵ D. A. Sanders,⁴⁵ D. J. Summers,⁴⁵ J. P. Martin,⁴⁶ J. Y. Nief,⁴⁶ R. Seitz,⁴⁶ P. Taras,⁴⁶ A. Woch,⁴⁶ V. Zacek,⁴⁶ H. Nicholson,⁴⁷ C. S. Sutton,⁴⁷ C. Cartaro,⁴⁸ N. Cavallo,⁴⁸,[†] G. De Nardo,⁴⁸ F. Fabozzi,⁴⁸ C. Gatto,⁴⁸ L. Lista,⁴⁸ P. Paolucci,⁴⁸ D. Piccolo,⁴⁸ C. Sciacca,⁴⁸ J. M. LoSecco,⁴⁹ J. R. G. Alsmiller,⁵⁰ T. A. Gabriel,⁵⁰ T. Handler,⁵⁰ J. Brau,⁵¹ R. Frey,⁵¹ M. Iwasaki,⁵¹ N. B. Sinev,⁵¹ D. Strom,⁵¹ F. Colecchia,⁵² F. Dal Corso,⁵² A. Dorigo,⁵² F. Galeazzi,⁵² M. Margoni,⁵² G. Michelon,⁵² M. Morandin,⁵² M. Posocco,⁵² M. Rotondo,⁵² F. Simonetto,⁵² R. Stroili,⁵² E. Torassa,⁵² C. Voci,⁵² M. Benayoun,⁵³ H. Briand,⁵³ J. Chauveau,⁵³ P. David,⁵³ C. De la Vaissière,⁵³ L. Del Buono,⁵³ O. Hamon,⁵³ F. Le Diberder,⁵³ Ph. Leruste,⁵³ J. Lory,⁵³ L. Roos,⁵³ J. Stark,⁵³ S. Versillé,⁵³ P. F. Manfredi,⁵⁴ V. Re,⁵⁴ V. Speziali,⁵⁴ E. D. Frank,⁵⁵ L. Gladney,⁵⁵ Q. H. Guo,⁵⁵ J. H. Panetta,⁵⁵ C. Angelini,⁵⁶ G. Batignani,⁵⁶ S. Bettarini,⁵⁶ M. Bondioli,⁵⁶ M. Carpinelli,⁵⁶ F. Forti,⁵⁶ M. A. Giorgi,⁵⁶ A. Lusiani,⁵⁶ F. Martinez-Vidal,⁵⁶ M. Morganti,⁵⁶ N. Neri,⁵⁶ E. Paoloni,⁵⁶ M. Rama,⁵⁶ G. Rizzo,⁵⁶ F. Sandrelli,⁵⁶ G. Simi,⁵⁶ G. Triggiani,⁵⁶ J. Walsh,⁵⁶ M. Haire,⁵⁷ D. Judd,⁵⁷ K. Paick,⁵⁷ L. Turnbull,⁵⁷ D. E. Wagoner,⁵⁷ J. Albert,⁵⁸ C. Bula,⁵⁸ P. Elmer,⁵⁸ C. Lu,⁵⁸ K. T. McDonald,⁵⁸ V. Miftakov,⁵⁸ S. F. Schaffner,⁵⁸ A. J. S. Smith,⁵⁸ A. Tumanov,⁵⁸ E. W. Varnes,⁵⁸ G. Cavoto,⁵⁹ D. del Re,⁵⁹ R. Faccini,^{14,59} F. Ferrarotto,⁵⁹ F. Ferroni,⁵⁹ K. Fratini,⁵⁹ E. Lamanna,⁵⁹ E. Leonardi,⁵⁹ M. A. Mazzoni,⁵⁹ S. Morganti,⁵⁹ G. Piredda,⁵⁹ F. Safai Tehrani,⁵⁹ M. Serra,⁵⁹ C. Voena,⁵⁹ S. Christ,⁶⁰ R. Waldi,⁶⁰ P. F. Jacques,⁶¹ M. Kalelkar,⁶¹ R. J. Plano,⁶¹ T. Adye,⁶² B. Franek,⁶² N. I. Geddes,⁶² G. P. Gopal,⁶² S. M. Xella,⁶² R. Aleksan,⁶³ G. De Domenico,⁶³ S. Emery,⁶³ A. Gaidot,⁶³ S. F. Ganzhur,⁶³ P.-F. Giraud,⁶³ G. Hamel de Monchenault,⁶³ W. Kozanecki,⁶³ M. Langer,⁶³ G. W. London,⁶³ B. Mayer,⁶³ B. Serfass,⁶³ G. Vasseur,⁶³ C. Yeche,⁶³ M. Zito,⁶³ N. Copty,⁶⁴ M. V. Purohit,⁶⁴ H. Singh,⁶⁴ F. X. Yumiceva,⁶⁴ I. Adam,⁶⁵ P. L. Anthony,⁶⁵ D. Aston,⁶⁵ K. Baird,⁶⁵ E. Bloom,⁶⁵ A. M. Boyarski,⁶⁵ F. Bulos,⁶⁵ G. Calderini,⁶⁵ R. Claus,⁶⁵ M. R. Convery,⁶⁵ D. P. Coupal,⁶⁵ D. H. Coward,⁶⁵ J. Dorfan,⁶⁵ M. Doser,⁶⁵ W. Dunwoodie,⁶⁵ R. C. Field,⁶⁵ T. Glanzman,⁶⁵ G. L. Godfrey,⁶⁵ S. J. Gowdy,⁶⁵ P. Grosso,⁶⁵ T. Himel,⁶⁵ M. E. Huffer,⁶⁵ W. R. Innes,⁶⁵ C. P. Jessop,⁶⁵ M. H. Kelsey,⁶⁵ P. Kim,⁶⁵ M. L. Kocian,⁶⁵ U. Langenegger,⁶⁵ D. W. G. S. Leith,⁶⁵ S. Luitz,⁶⁵ V. Luth,⁶⁵ H. L. Lynch,⁶⁵ H. Marsiske,⁶⁵ S. Menke,⁶⁵ R. Messner,⁶⁵ K. C. Moffeit,⁶⁵ R. Mount,⁶⁵ D. R. Muller,⁶⁵ C. P. O'Grady,⁶⁵ M. Perl,⁶⁵ S. Petrak,⁶⁵ H. Quinn,⁶⁵ B. N. Ratcliff,⁶⁵ S. H. Robertson,⁶⁵ L. S. Rochester,⁶⁵ A. Roodman,⁶⁵ T. Schietinger,⁶⁵ R. H. Schindler,⁶⁵ J. Schwiening,⁶⁵ V. V. Serbo,⁶⁵ A. Snyder,⁶⁵ A. Soha,⁶⁵ S. M. Spanier,⁶⁵ J. Stelzer,⁶⁵ D. Su,⁶⁵ M. K. Sullivan,⁶⁵ H. A. Tanaka,⁶⁵ J. Va'vra,⁶⁵ S. R. Wagner,⁶⁵ A. J. R. Weinstein,⁶⁵ W. J. Wisniewski,⁶⁵ D. H. Wright,⁶⁵ C. C. Young,⁶⁵ P. R. Burchat,⁶⁶ C. H. Cheng,⁶⁶ D. Kirkby,⁶⁶ T. I. Meyer,⁶⁶ C. Roat,⁶⁶ R. Henderson,⁶⁷ W. Bugg,⁶⁸ H. Cohn,⁶⁸ A. W. Weidemann,⁶⁸ J. M. Izen,⁶⁹ I. Kitayama,⁶⁹ X. C. Lou,⁶⁹ M. Turcotte,⁶⁹ F. Bianchi,⁷⁰ M. Bona,⁷⁰ B. Di Girolamo,⁷⁰ D. Gamba,⁷⁰ A. Smol,⁷⁰ D. Zanin,⁷⁰ L. Lanceri,⁷¹ A. Pompili,⁷¹ G. Vuagnin,⁷¹ R. S. Panvini,⁷² C. M. Brown,⁷³ A. De Silva,⁷³ R. Kowalewski,⁷³ J. M. Roney,⁷³ H. R. Band,⁷⁴ E. Charles,⁷⁴ S. Dasu,⁷⁴ F. Di Lodovico,⁷⁴ A. M. Eichenbaum,⁷⁴ H. Hu,⁷⁴ J. R. Johnson,⁷⁴ R. Liu,⁷⁴ J. Nielsen,⁷⁴ Y. Pan,⁷⁴ R. Prepost,⁷⁴ I. J. Scott,⁷⁴ S. J. Sekula,⁷⁴ J. H. von Wimmersperg-Toeller,⁷⁴ S. L. Wu,⁷⁴ Z. Yu,⁷⁴ H. Zobernig,⁷⁴ T. M. B. Kordich,⁷⁵ H. Neal,⁷⁵

(The BABAR Collaboration),

¹Laboratoire de Physique des Particules, F-74941 Annecy-le-Vieux, France

²Università di Bari, Dipartimento di Fisica and INFN, I-70126 Bari, Italy

³Institute of High Energy Physics, Beijing 100039, China

⁴University of Bergen, Inst. of Physics, N-5007 Bergen, Norway

⁵Lawrence Berkeley National Laboratory and University of California, Berkeley, CA 94720, USA

⁶University of Birmingham, Birmingham, B15 2TT, United Kingdom

⁷Ruhr Universität Bochum, Institut für Experimentalphysik 1, D-44780 Bochum, Germany

⁸University of Bristol, Bristol BS8 1TL, United Kingdom

⁹University of British Columbia, Vancouver, BC, Canada V6T 1Z1

¹⁰Brunel University, Uxbridge, Middlesex UB8 3PH, United Kingdom

- ¹¹ *Budker Institute of Nuclear Physics, Novosibirsk 630090, Russia*
- ¹² *University of California at Irvine, Irvine, CA 92697, USA*
- ¹³ *University of California at Los Angeles, Los Angeles, CA 90024, USA*
- ¹⁴ *University of California at San Diego, La Jolla, CA 92093, USA*
- ¹⁵ *University of California at Santa Barbara, Santa Barbara, CA 93106, USA*
- ¹⁶ *University of California at Santa Cruz, Institute for Particle Physics, Santa Cruz, CA 95064, USA*
- ¹⁷ *California Institute of Technology, Pasadena, CA 91125, USA*
- ¹⁸ *University of Cincinnati, Cincinnati, OH 45221, USA*
- ¹⁹ *University of Colorado, Boulder, CO 80309, USA*
- ²⁰ *Colorado State University, Fort Collins, CO 80523, USA*
- ²¹ *Technische Universität Dresden, Institut für Kern- und Teilchenphysik, D-01062, Dresden, Germany*
- ²² *Ecole Polytechnique, F-91128 Palaiseau, France*
- ²³ *University of Edinburgh, Edinburgh EH9 3JZ, United Kingdom*
- ²⁴ *Elon College, Elon College, NC 27244-2010, USA*
- ²⁵ *Università di Ferrara, Dipartimento di Fisica and INFN, I-44100 Ferrara, Italy I-44100 Ferrara, Italy*
- ²⁶ *Florida A&M University, Tallahassee, FL 32307, USA*
- ²⁷ *Laboratori Nazionali di Frascati dell'INFN, I-00044 Frascati, Italy*
- ²⁸ *Università di Genova, Dipartimento di Fisica and INFN, I-16146 Genova, Italy*
- ²⁹ *Harvard University, Cambridge, MA 02138, USA*
- ³⁰ *University of Iowa, Iowa City, IA 52242, USA*
- ³¹ *Iowa State University, Ames, IA 50011-3160, USA*
- ³² *Laboratoire de l'Accélérateur Linéaire, F-91898 Orsay, France*
- ³³ *Lawrence Livermore National Laboratory, Livermore, CA 94550, USA*
- ³⁴ *University of Liverpool, Liverpool L69 3BX, United Kingdom*
- ³⁵ *University of London, Imperial College, London, SW7 2BW, United Kingdom*
- ³⁶ *Queen Mary, University of London, E1 4NS, United Kingdom*
- ³⁷ *University of London, Royal Holloway and Bedford New College, Egham, Surrey TW20 0EX, United Kingdom*
- ³⁸ *University of Louisville, Louisville, KY 40292, USA*
- ³⁹ *University of Manchester, Manchester M13 9PL, United Kingdom*
- ⁴⁰ *University of Maryland, College Park, MD 20742, USA*
- ⁴¹ *University of Massachusetts, Amherst, MA 01003, USA*
- ⁴² *Massachusetts Institute of Technology, Lab for Nuclear Science, Cambridge, MA 02139, USA*
- ⁴³ *McGill University, Montréal, Canada QC H3A 2T8*
- ⁴⁴ *Università di Milano, Dipartimento di Fisica and INFN, I-20133 Milano, Italy*
- ⁴⁵ *University of Mississippi, University, MS 38677, USA*
- ⁴⁶ *Université de Montréal, Laboratoire René J. A. Levesque, Montréal, Canada QC H3C 3J7*
- ⁴⁷ *Mount Holyoke College, South Hadley, MA 01075, USA*
- ⁴⁸ *Università di Napoli Federico II, Dipartimento di Scienze Fisiche and INFN, I-80126, Napoli, Italy*
- ⁴⁹ *University of Notre Dame, Notre Dame, IN 46556, USA*
- ⁵⁰ *Oak Ridge National Laboratory, Oak Ridge, TN 37831, USA*
- ⁵¹ *University of Oregon, Eugene, OR 97403, USA*
- ⁵² *Università di Padova, Dipartimento di Fisica and INFN, I-35131 Padova, Italy*
- ⁵³ *Universités Paris VI et VII, LPNHE, F-75252 Paris, France*
- ⁵⁴ *Università di Pavia, Dipartimento di Elettronica and INFN, I-27100 Pavia, Italy*
- ⁵⁵ *University of Pennsylvania, Philadelphia, PA 19104, USA*
- ⁵⁶ *Università di Pisa, Scuola Normale Superiore and INFN, I-56010 Pisa, Italy*
- ⁵⁷ *Prairie View A&M University, Prairie View, TX 77446, USA*
- ⁵⁸ *Princeton University, Princeton, NJ 08544, USA*
- ⁵⁹ *Università di Roma La Sapienza, Dipartimento di Fisica and INFN, I-00185 Roma, Italy*
- ⁶⁰ *Universität Rostock, D-18051 Rostock, Germany*
- ⁶¹ *Rutgers University, New Brunswick, NJ 08903, USA*
- ⁶² *Rutherford Appleton Laboratory, Chilton, Didcot, Oxon, OX11 0QX, United Kingdom*
- ⁶³ *DAPNIA, Commissariat à l'Energie Atomique/Saclay, F-91191 Gif-sur-Yvette, France*
- ⁶⁴ *University of South Carolina, Columbia, SC 29208, USA*
- ⁶⁵ *Stanford Linear Accelerator Center, Stanford, CA 94309, USA*
- ⁶⁶ *Stanford University, Stanford, CA 94305-4060, USA*
- ⁶⁷ *TRIUMF, Vancouver, BC, Canada V6T 2A3*
- ⁶⁸ *University of Tennessee, Knoxville, TN 37996, USA*
- ⁶⁹ *University of Texas at Dallas, Richardson, TX 75083, USA*
- ⁷⁰ *Università di Torino, Dipartimento di Fisica Sperimentale and INFN, I-10125 Torino, Italy*
- ⁷¹ *Università di Trieste, Dipartimento di Fisica and INFN, I-34127 Trieste, Italy*
- ⁷² *Vanderbilt University, Nashville, TN 37235, USA*
- ⁷³ *University of Victoria, Victoria, BC, Canada V8W 3P6*
- ⁷⁴ *University of Wisconsin, Madison, WI 53706, USA*

⁷⁵Yale University, New Haven, CT 06511, USA

(Dated: July 19, 2001)

We present a measurement of the decay amplitudes in $B \rightarrow J/\psi K^*(892)$ channels using 20.7 fb^{-1} of data collected at the $\Upsilon(4S)$ resonance with the BABAR detector at PEP-II. We measure a P -wave fraction $R_\perp = (16.0 \pm 3.2 \pm 1.4)\%$ and a longitudinal polarization fraction $(59.7 \pm 2.8 \pm 2.4)\%$. The measurement of a relative phase that is neither 0 nor π , $\phi_\parallel = 2.50 \pm 0.20 \pm 0.08$ radians, favors a departure from the factorization hypothesis. Although the decay $B \rightarrow J/\psi K\pi$ proceeds mainly via $K^*(892)$, there is also evidence for $K_2^*(1430)$ and $K\pi$ S -wave contributions.

PACS numbers: 12.15.Hh, 11.30.Er, 13.25.Hw

The decay $B^0 \rightarrow J/\psi K^{*0}$ with $K^{*0} \rightarrow K_S^0 \pi^0$ allows a measurement of the CP violation parameter $\sin 2\beta$ that is theoretically as clean as for $B^0 \rightarrow J/\psi K_S^0$ [1]. However, due to the presence of even ($L = 0, 2$) and odd ($L = 1$) orbital angular momenta in the $J/\psi K^*$ system, there can be CP -even and CP -odd contributions to the decay rate. If the information contained in the decay angles is ignored, the measured time-dependent CP asymmetry is reduced by the dilution factor $D_\perp = 1 - 2R_\perp$, where R_\perp is the fraction of P -wave. If the angular information is used, the CP components can be separated [2].

The angular analysis also provides a test of the factorization hypothesis, the validity of which is in question for color-suppressed modes [3, 4]. In this scheme, the weak decay is described by a product of J/ψ and $B \rightarrow K^*$ hadronic currents, and final state interactions are neglected. If factorization holds, the decay amplitudes should have relative phase 0 or π .

The decay $B \rightarrow J/\psi K^*(892)$ is described by three amplitudes. In the transversity basis [2, 5] used by CLEO [6] and CDF [7], the amplitudes A_\parallel , A_0 and A_\perp have CP eigenvalues $+1, +1$ and -1 , respectively. A_0 corresponds to longitudinal polarization, and A_\parallel and A_\perp respectively to parallel and perpendicular transverse polarizations, of the vector mesons; R_\perp is defined as $|A_\perp|^2$. For a $\Delta I = 0$ transition, all $K^* \rightarrow K\pi$ channels involve the same amplitudes, and so the data for different decay modes can be combined.

The transversity frame is defined in the J/ψ rest frame. The K^* direction defines the negative x axis. The $K\pi$ decay plane defines the (x, y) plane, with y such that $p_y(K) > 0$. The z axis is the normal to this plane, and the coordinate system is right-handed. The transversity angles θ_{tr} and ϕ_{tr} are defined as the polar and azimuthal angles of the positive lepton from J/ψ decay; θ_{K^*} is the K^* helicity angle defined as the angle between the K direction and the direction opposite the J/ψ in the K^* rest frame. The normalized angular distribution $g(\cos \theta_{tr}, \cos \theta_{K^*}, \phi_{tr})$ is

$$\begin{aligned} g &= \frac{1}{\Gamma} \frac{d^3\Gamma}{d \cos \theta_{tr} d \cos \theta_{K^*} d \phi_{tr}} \\ &= f_1 \cdot |A_0|^2 + f_2 \cdot |A_\parallel|^2 + f_3 \cdot |A_\perp|^2 \\ &+ f_4 \cdot \text{Im}(A_\parallel^* A_\perp) + f_5 \cdot \text{Re}(A_0^* A_\parallel) + f_6 \cdot \text{Im}(A_0^* A_\perp) \end{aligned} \quad (1)$$

with

$$\begin{aligned} f_1 &= 9/(32\pi) \cdot 2 \cos^2 \theta_{K^*} (1 - \sin^2 \theta_{tr} \cos^2 \phi_{tr}), \\ f_2 &= 9/(32\pi) \cdot \sin^2 \theta_{K^*} (1 - \sin^2 \theta_{tr} \sin^2 \phi_{tr}), \\ f_3 &= 9/(32\pi) \cdot \sin^2 \theta_{K^*} \sin^2 \theta_{tr}, \\ f_4 &= 9/(32\pi) \cdot \sin^2 \theta_{K^*} \sin 2\theta_{tr} \sin \phi_{tr} \cdot \zeta, \\ f_5 &= -9/(32\pi) \cdot 1/\sqrt{2} \cdot \sin 2\theta_{K^*} \sin^2 \theta_{tr} \sin 2\phi_{tr}, \\ f_6 &= 9/(32\pi) \cdot 1/\sqrt{2} \cdot \sin 2\theta_{K^*} \sin 2\theta_{tr} \cos \phi_{tr} \cdot \zeta. \end{aligned}$$

When the final state is not a CP eigenstate, ζ is $+1$ for B^+ and B^0 , and -1 for B^- and \bar{B}^0 . For the CP mode $K_S^0 \pi^0$, $\zeta(B^0) = -\zeta(\bar{B}^0) = 1/(1 + x_d^2)$, where $x_d = \Delta m_{B_d}/\Gamma_{B_d} \sim 0.73$; however, since flavor is not determined in the present analysis, ζ averages to zero for this mode. We define the relative phases of the amplitudes as $\phi_\perp = \arg(A_\perp/A_0)$ and $\phi_\parallel = \arg(A_\parallel/A_0)$.

In this letter, we present a measurement of the decay amplitudes in the decays $B^0 \rightarrow J/\psi K^{*0}$ and $B^+ \rightarrow J/\psi K^{*+}$, where the K^{*0} and K^{*+} are reconstructed in the modes $K_S^0 \pi^0$, $K^+ \pi^-$ and $K_S^0 \pi^+$, $K^+ \pi^0$, respectively [8]; Only J/ψ decays to e^+e^- and $\mu^+\mu^-$ are considered. The data sample corresponds to 20.7 fb^{-1} collected at the $\Upsilon(4S)$ in 1999–2000 with the BABAR detector at the PEP-II asymmetric B Factory, and contains $\sim 22.7 \times 10^6$ B meson pairs.

The BABAR detector is described elsewhere [9]. Charged particle track parameters are obtained from measurements in a 5-layer double-sided silicon vertex tracker and a 40-layer drift chamber located in a 1.5-T magnetic field; both devices provide dE/dx information. Additional charged particle identification (PID) information is obtained from a detector of internally reflected Cherenkov light (DIRC) consisting of quartz bars that carry the light to a volume filled with water, and equipped with 10752 photomultiplier tubes. Electromagnetic showers are measured in a calorimeter (EMC) consisting of 6580 CsI(Tl) crystals. An instrumented flux return (IFR), containing multiple layers of resistive plate chambers, provides μ identification.

Electrons are identified by requiring that shower shape and energy deposition in the EMC be compatible with those expected for an electron of the measured momentum; dE/dx measurements must also be compatible with

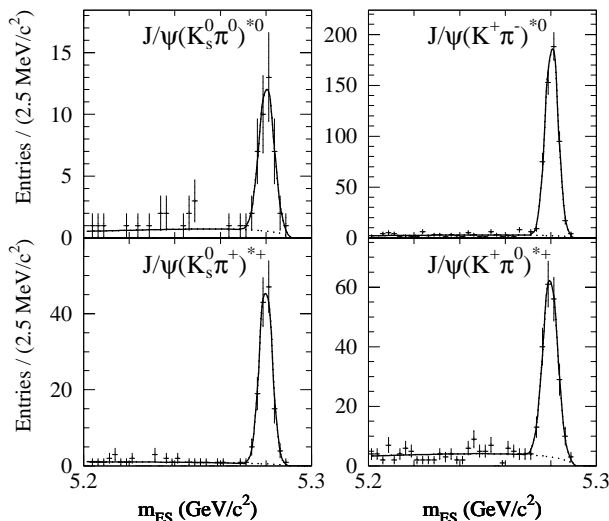


FIG. 1: Beam-energy substituted mass spectra for the four $K\pi$ modes. The curves are from fits using the $G(m_{ES})$ and $F(m_{ES})$ functions described in the text.

the electron hypothesis. Muon candidates must penetrate at least two interaction lengths in the detector, and generate a small number of hits per layer in the IFR. If a muon candidate traverses the EMC, its energy deposition must be consistent with that of a minimum ionizing particle. Kaon candidates must survive a pion veto based on DIRC and dE/dx information.

Charged tracks are required to be in regions of polar angle for which the PID efficiency is well-measured. For electrons, muons and kaons the acceptable ranges are 0.41 to 2.41, 0.3 to 2.7 and 0.45 to 2.5 rad, respectively. J/ψ candidates consist of a pair of identified leptons that form a good vertex. The lepton pair invariant mass must be between 3.06 and 3.14 GeV/c^2 for muons and 2.95 and 3.14 GeV/c^2 for electrons. This corresponds to a $\pm 3\sigma$ interval for muons, and accounts for the radiative tail due to bremsstrahlung for electrons. K_s^0 candidates consist of vertexed pairs of oppositely-charged tracks with invariant mass between 489 and 507 MeV/c^2 . In the plane perpendicular to the beam line, the K_s^0 flight length must be greater than 1 mm, and its direction must form an angle with the K_s^0 momentum vector in this plane that is less than 0.2 rad. A photon is defined as a neutral cluster of energy greater than 30 MeV in the EMC that agrees in lateral shower shape with an electromagnetic shower. A π^0 candidate consists of a pair of photons with invariant mass in the interval 106 to 153 MeV/c^2 . The J/ψ , K_s^0 and π^0 are constrained to the corresponding nominal masses [10]. K^* candidates must have $K\pi$ invariant mass within 100 MeV/c^2 of the nominal K^* (892) mass [10].

B mesons are formed from J/ψ and K^* candidates. For $B \rightarrow J/\psi(K\pi^0)^*$, $\cos\theta_{K^*}$ is required to be smaller than 0.667. This reduces the cross feed (CF) from $J/\psi(K\pi^\pm)^*$

modes, where the π^\pm is lost, and the self cross feed (SCF) due to a wrongly reconstructed π^0 . The (S)CF is the most important background source since it tends to peak in the signal region.

The signal region is defined using two variables. The first is the difference $\Delta E = E_B^* - E_{beam}^*$ between the candidate B energy and the beam energy, in the $\Upsilon(4S)$ rest frame. The second is the beam-energy substituted mass $m_{ES} = (E_{exp}^2 - \vec{p}_B^2)^{1/2}$ where, in the laboratory frame, $E_{exp} = (s/2 + \vec{p}_B \cdot \vec{p}_i) / E_i$ is the B candidate expected energy, \vec{p}_B its measured momentum, and (E_i, \vec{p}_i) the e^+e^- initial state four-momentum. \sqrt{s} is the center of mass energy. For the signal region, ΔE is required to be between -70 MeV and $+50$ MeV for channels involving a π^0 , and within ± 30 MeV otherwise. If several B candidates are found in an event, the one having the smallest $|\Delta E|$ is retained. The corresponding m_{ES} distributions are shown in Fig. 1.

With the signal region defined by $m_{ES} > 5.27 \text{ GeV}/c^2$ and the above ΔE ranges, the B reconstruction efficiencies are 9.9%, 23.9%, 17.2% and 13.8% for the $K_s^0 \pi^0$, $K^+ \pi^-$, $K_s^0 \pi^+$ and $K^+ \pi^0$ modes, respectively, with corresponding total yields of 43, 547, 135 and 216 events. The CF(SCF) contamination levels, obtained from a full simulation of the BABAR detector, are 9.9(15.8), 1.2(2.4), 2.4(3.0) and 8.1(15.7)% of the pure signal, respectively.

The fit maximizes an unbinned likelihood that uses a probability density function (pdf) that depends on angular and m_{ES} information. From the observed m_{ES} value, a signal probability is computed with a Gaussian $G(m_{ES})$ to describe the signal and a phase-space background function [12] $F(m_{ES})$.

The pdf $g_{obs} = g(\vec{\omega}_j) \cdot \epsilon(\vec{\omega}_j) / \langle \epsilon \rangle$ is used to describe signal events; $\vec{\omega}_j$ represents the angular variables $\cos\theta_{tr}, \cos\theta_{K^*}, \phi_{tr}$ for event j , and $\epsilon(\vec{\omega}_j)$ is the efficiency at $\vec{\omega}_j$. Rewriting Eq. 1 as $g = \sum_{i=1}^6 f_i \mathcal{A}_i$, where the \mathcal{A}_i ($i = 1, \dots, 6$) represent $|A_0|^2$, $|A_{\parallel}|^2$, $|A_{\perp}|^2$, $\text{Im}(A_{\parallel}^* A_{\perp})$, $\text{Re}(A_0^* A_{\parallel})$ and $\text{Im}(A_0^* A_{\perp})$, the mean efficiency is $\langle \epsilon \rangle = \int g \cdot \epsilon \cdot d\vec{\omega} = \sum_{i=1}^6 \mathcal{A}_i \xi_i$, where the $\xi_i = \int f_i \cdot \epsilon \cdot d\vec{\omega}$ are constants. The signal part of the log-likelihood, $\ln \mathcal{L}_{signal} = \sum_{j=1}^{N_{obs}} \ln(g_{obs}(\vec{\omega}_j))$, where N_{obs} is the number of observed events, becomes $\ln \mathcal{L}_{signal} = \sum_{j=1}^{N_{obs}} \ln(g(\vec{\omega}_j)) + \sum_{j=1}^{N_{obs}} \ln(\epsilon(\vec{\omega}_j)) - N_{obs} \cdot \ln(\sum_{i=1}^6 \mathcal{A}_i \xi_i)$. Since the $\epsilon(\vec{\omega}_j)$ are constants, the second term can be discarded. Only the coefficients ξ_i are required, and detailed representation of the acceptance is unnecessary [13].

The coefficients ξ_i are evaluated with Monte Carlo simulation. Separate sets of ξ_i are used for each channel, and for $\ell = e, \mu$. The values of ξ_i ($i = 1, 2, 3$) are close to that of $\langle \epsilon \rangle$; ξ_1 is always smallest, especially in channels involving a π^0 , because of the cut on $\cos\theta_{K^*}$. The values of ξ_i ($i = 4, 5, 6$), which are related to the interference terms, are compatible with zero.

The angular dependence of combinatorial background events, g_B^{obs} , is described by a pdf similar to that in Eq. 1

with amplitudes $B_i, i = 0, \parallel, \perp$, and corresponding terms $\mathcal{B}_i (i = 1, \dots, 6)$.

The angular distribution of the (S)CF background is amplitude dependent. We correct for the effect of this background by evaluating modified values $\tilde{\xi}_i$ of the ξ_i by including the (S)CF events, in the m_{ES} signal region, in addition to the signal [13]. In contrast to the ξ_i , the $\tilde{\xi}_i$ depend on the amplitudes used in the simulation, but the maximum effect on the fitted amplitudes is found to be on the order of 10^{-3} . The complete log-likelihood is

$$\ln \mathcal{L} = \sum_{j=1}^{N_{obs}} \ln \left(x \cdot G(m_{ES_j}) \cdot g(\vec{\omega}_j) + (1-x) \cdot F(m_{ES_j}) \cdot g_B(\vec{\omega}_j) \right) - N_{obs} \ln \left(\sum_{i=1}^6 \tilde{\xi}_i \cdot (x \cdot \mathcal{A}_i + (1-x) \cdot \mathcal{B}_i) \right) - \mathcal{N},$$

where x is the fraction of signal integrated over the m_{ES} range 5.2–5.3 GeV/c^2 . The normalization of g and g_B is relaxed in an extended likelihood approach [11], with convergence to the required condition $a^2 = |A_0|^2 + |A_{\parallel}|^2 + |A_{\perp}|^2 = 1$ imposed through the additional term $\mathcal{N} = N_{obs} a^2$ while $|B_0|^2 + |B_{\parallel}|^2 + |B_{\perp}|^2 = a^2$ holds by construction. The fit parameters are the mean and width of $G(m_{ES})$; the shape parameter of $F(m_{ES})$; the fraction x ; the signal amplitudes and phases $|A_{\parallel}|^2, |A_0|^2, |A_{\perp}|^2, \phi_{\perp}$, and ϕ_{\parallel} ; and the corresponding background amplitudes and phases.

The agreement among the results for the individual decay channels is shown in Table I while the fit result for the combined samples is summarized in Table II. In Fig. 2, the result of the fit to the combined data is compared to the observed angular distributions. As a check of the fit quality, Monte Carlo samples were created with the observed angular distribution and number of events. Subsequent fits gave log-likelihood values in agreement with that obtained for the data.

TABLE I: Fitted parameter values for the individual $K\pi$ modes. The uncertainties are statistical only.

Quantity	$K_S^0 \pi^0$	$K^+ \pi^-$	$K_S^0 \pi^+$	$K^+ \pi^0$
$ A_0 ^2$	0.65 ± 0.13	0.60 ± 0.04	0.58 ± 0.07	0.55 ± 0.06
$ A_{\perp} ^2$	0.07 ± 0.11	0.17 ± 0.05	0.17 ± 0.05	0.15 ± 0.08
$ A_{\parallel} ^2$	0.28 ± 0.14	0.23 ± 0.05	0.25 ± 0.07	0.30 ± 0.08
$\phi_{\perp}(\text{rad})$	–	-0.1 ± 0.2	0.0 ± 0.3	-0.4 ± 0.4
$\phi_{\parallel}(\text{rad})$	2.1 ± 0.7	2.5 ± 0.3	2.8 ± 0.4	2.6 ± 0.5

Systematic uncertainties are detailed in Table III. Limited simulation statistics (32k events per mode) give rise to a systematic uncertainty in the acceptance and (S)CF corrections (first row). Monte Carlo simulation has been used to estimate uncertainties due to the assumed form for the m_{ES} and angular distributions of the background (second row). In particular, this accounts for any possible absorption of the S(CF) background by the

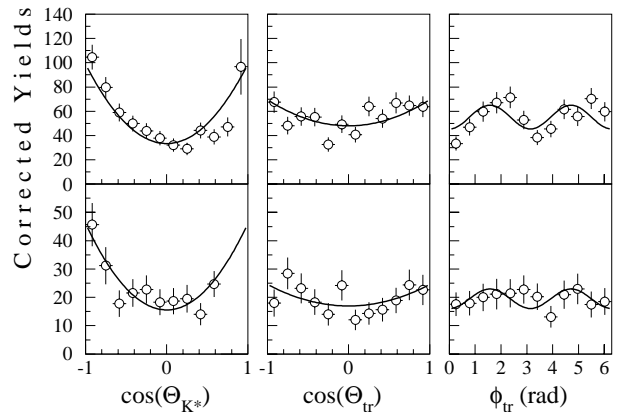


FIG. 2: The angular distributions for the channels with (top) and without (bottom) a π^0 for $m_{ES} > 5.27 \text{ GeV}/c^2$. The data have been background-subtracted and acceptance-corrected. The curves correspond to the fit.

TABLE II: Fitted parameter values for the combined data samples. The first uncertainty is statistical, the second systematic. Note that $(\phi_{\perp}, \phi_{\parallel}) \rightarrow (\pi - \phi_{\perp}, -\phi_{\parallel})$ is also a solution.

Quantity	Value
$ A_0 ^2$	$0.597 \pm 0.028 \pm 0.024$
$ A_{\perp} ^2$	$0.160 \pm 0.032 \pm 0.014$
$ A_{\parallel} ^2$	$0.243 \pm 0.034 \pm 0.017$
$\phi_{\perp}(\text{rad})$	$-0.17 \pm 0.16 \pm 0.07$
$\phi_{\parallel}(\text{rad})$	$2.50 \pm 0.20 \pm 0.08$

$F(m_{ES})$ function. Differences between simulated tracking and PID efficiencies and measurements obtained with control samples in data lead to systematic uncertainties (third row) through their impact on acceptance corrections.

The $K\pi$ S -wave systematic uncertainty (fourth row) is obtained as follows. Although the $K\pi$ mass distribution for $B \rightarrow J/\psi K\pi$ is dominated by the $K^*(892)$ (Fig. 3(a)), a significant number of candidates are at higher mass with a clear peak at $\sim 1.4 \text{ GeV}/c^2$. The states in this region that couple strongly to $K\pi$ are the $K_0^*(1430)$ and the $K_2^*(1430)$ [10]. Since it has width $\sim 300 \text{ MeV}/c^2$, the $K_0^*(1430)$ alone would yield significantly more events above and below the peak than are observed. The

TABLE III: Systematic uncertainties described in the text.

	$ A_0 ^2$	$ A_{\perp} ^2$	$ A_{\parallel} ^2$	ϕ_{\perp}	ϕ_{\parallel}
Simulation stat.	0.006	0.006	0.007	0.04	0.06
Backgrounds	0.002	0.005	0.006	0.06	0.05
Tracking and PID	0.002	0.006	0.004	0.00	0.02
$K\pi$ S -wave	0.023	0.010	0.014	0.02	0.02
Total	0.024	0.014	0.017	0.07	0.08

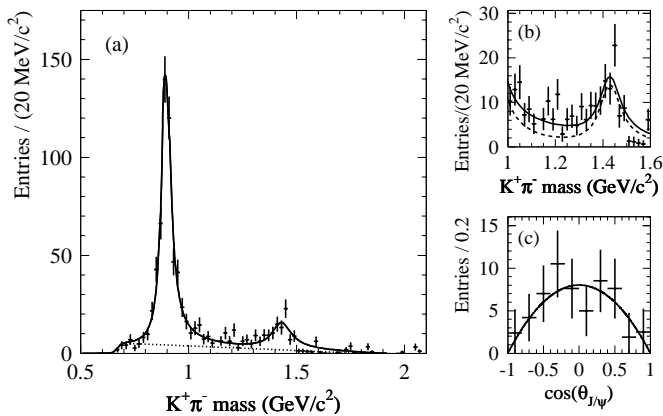


FIG. 3: (a) The background-subtracted $K\pi$ mass distribution for the $K^+\pi^-$ channel. The fit is to Breit-Wigner line-shapes having nominal $K^*(892)$ and $K_2^*(1430)$ parameters [10] and a second-order polynomial (dotted line). (b) Zoom of the 1–1.6 GeV/c^2 region of (a); the dashed curve denotes the sum of the Breit-Wigner contributions. (c) The background-subtracted J/ψ helicity cosine distribution for events with $1.1 < m(K^+\pi^-) < 1.3 \text{ GeV}/c^2$; the curve represents the fit of a $\sin^2(\theta_{J/\psi})$ distribution to the data.

$K_2^*(1430)$ alone describes the high mass region but, when combined with the $K^*(892)$ tail, yields too few events in the 1.1–1.3 GeV/c^2 range (Fig. 3(b)). This suggests a significant S -wave contribution, in which case the recoil J/ψ has a helicity angle distribution $\sim \sin^2(\theta_{J/\psi})$. The observed behavior (Fig. 3(c)) agrees with this conjecture. This, together with the absence of S -wave above 1.5 GeV/c^2 , is consistent with the mass dependence of the S -wave $K\pi$ scattering amplitude [14]. If the $K\pi$ S -wave in B decay behaves like this, a coherent S -wave amplitude should also be present in the $K^*(892)$ region; S - P interference should occur, which, if ignored, can affect the P -wave amplitudes extracted from the data.

The effect of S -wave in the $K^*(892)$ region has been estimated by including a scalar term in the total amplitude. This yields a more complicated angular distribution g_S , with ten f_i functions. A fit of g_S to the data in the 1.1–1.3 GeV/c^2 region yields an S -wave fraction of $(62 \pm 9)\%$, in agreement with the failure of a P - and D -wave fit to describe the mass spectrum. Repeating the analysis using g_S , we find the S -wave contribution in the $K^*(892)$ region to be $(1.2 \pm 0.7)\%$. The differences in the P -wave results with and without S -wave are taken as estimates of systematic uncertainty (Table III, fourth row) since, with the present statistics, the presence of S -wave in the $K^*(892)$ region cannot be confirmed.

Table IV compares our results to those of CLEO [6] and CDF [7]. They are consistent, but the present measurement is significantly more precise. Longitudinal polarization is seen to dominate and the P -wave intensity is small. If $\sin 2\beta$ were measured in the $B \rightarrow J/\psi K_S^0 \pi^0$ channel from the decay-time information only, the value

of the dilution from the present measurement, $D_\perp = 0.68 \pm 0.07$, would contribute a 10% uncertainty.

TABLE IV: Comparison with other experiments. Statistical and systematic uncertainties are added in quadrature.

	$ A_0 ^2$	$ A_\perp ^2$	ϕ_\perp	ϕ_\parallel
CLEO [6]	0.52 ± 0.08	0.16 ± 0.09	-0.11 ± 0.46	3.00 ± 0.37
CDF [7]	0.59 ± 0.06	$0.13^{+0.13}_{-0.11}$	-0.56 ± 0.54	2.16 ± 0.47
BABAR	0.60 ± 0.04	0.16 ± 0.03	-0.17 ± 0.17	2.50 ± 0.22

Finally, we find that $|\phi_\parallel|$ differs significantly from π . This agrees with the CDF measurement, and indicates a departure from the factorization of the hadronic currents. In addition, there is evidence that S - and D -wave amplitude contributions are necessary for a description of the $K\pi$ mass spectrum from $B \rightarrow J/\psi K\pi$ decay.

We wish to thank Luis Oliver for many enlightening discussions. We are grateful for the extraordinary contributions of our PEP-II colleagues in achieving the excellent luminosity and machine conditions that have made this work possible. The collaborating institutions wish to thank SLAC for its support and the kind hospitality extended to them. This work is supported by DOE and NSF (USA), NSERC (Canada), IHEP (China), CEA and CNRS-IN2P3 (France), BMBF (Germany), INFN (Italy), NFR (Norway), MIST (Russia), and PPARC (United Kingdom). Individuals have received support from the Swiss NSF, A. P. Sloan Foundation, Research Corporation, and Alexander von Humboldt Foundation.

* Also with Università di Perugia, Perugia, Italy.

† Also with Università della Basilicata, Potenza, Italy.

- [1] I. I. Bigi *et al.*, in *CP Violation*, C. Jarlskog, Editor, World Scientific, Singapore (1987); Y. Nir and H. R. Quinn, *Phys. Rev. D* **42**, 1473 (1990).
- [2] I. Dunietz *et al.*, *Phys. Rev. D* **43**, 2193 (1991).
- [3] T. Yeh and H. Li, *Phys. Rev. D* **56**, 1615 (1997).
- [4] J. L. Rosner, *Nucl. Instrum. Meth. A* **462**, 44 (2001).
- [5] A.S. Dighe, I. Dunietz, H.J. Lipkin and J.L. Rosner, *Phys. Lett.* **B369**, 144 (1996).
- [6] CLEO Collaboration, C.P. Jessop *et al.*, *Phys. Rev. Lett.* **79**, 4533 (1997).
- [7] CDF Collaboration, T. Affolder *et al.*, *Phys. Rev. Lett.* **85**, 4668 (2000).
- [8] Throughout the paper, the use of charge conjugate modes is implied wherever relevant.
- [9] BABAR Collaboration, B. Aubert *et al.*, SLAC-PUB-8596, to be published in *Nucl. Instrum. Meth.*
- [10] D.E. Groom *et al.*, *Eur. Phys. J. C* **15**, 1 (2000).
- [11] R. Barlow, *Nucl. Instrum. Meth. A* **297**, 496 (1990).
- [12] ARGUS Collaboration, H. Albrecht *et al.*, *Z. Phys.* **C48**, 543 (1990).
- [13] S. Ferrag, Ph.D. Thesis, Ecole Polytechnique (2001).
- [14] D. Aston *et al.*, *Nuc. Phys.* **B296**, 493 (1988).