

TRK-DQG Run7 Reprocessing Issues

Vindhyawasini Prasad

Email: vindhyawasini@iitg.ac.in

**Department of Physics
Indian Institute of Technology Guwahati
Guwahati – 781 039, Assam**

March 2, 2011



Warning Messages

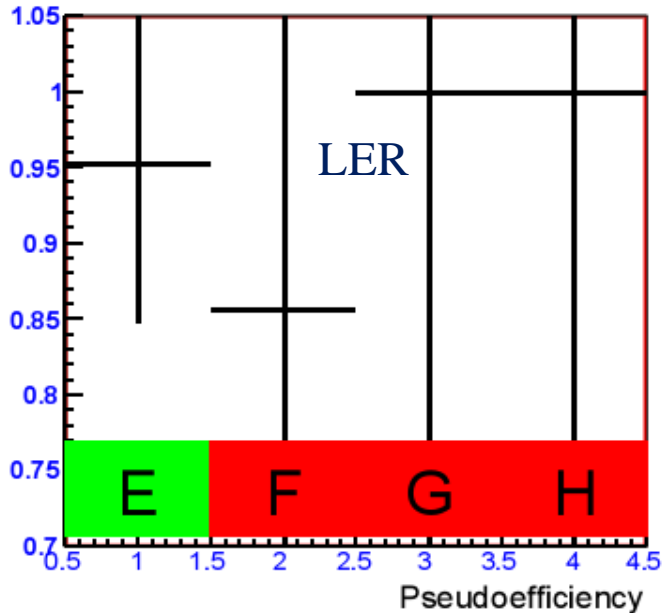
http://www.slac.stanford.edu/BFROOT/www/Physics/BaBarData2/StripCharts/run7_2011repro.html

Run7 : ER BAD RUNS for TRK SUBSYSTEM

77484 P24.5.7V00fb [numevt: 2052635] *The PseudoEfficiency (84.217757%) is less than 91%
77501 P24.5.7V00fb [numevt: 783240] *LER: -0.50225926 DCH hits/trk diff in region G wrt E. - Based on 3032 trks in G
77508 P24.5.7V00fb [numevt: 645659] *HER: 0.50518682 DCH hits/trk diff in region G wrt E. - Based on 1113 trks in G
77572 P24.5.7V00fb [numevt: 429193] *LER: 0.52709512 DCH hits/trk diff in region F wrt E. - Based on 2961 trks in F
77588 P24.5.7V00fb [numevt: 84895] *The PseudoEfficiency (88.237691%) is less than 91%
77667 P24.5.7V00fb [numevt: 2194138] *HER: 0.57451962 DCH hits/trk diff in region G wrt E. - Based on 2083 trks in G
77672 P24.5.7V00fb [numevt: 1793898] *HER: PseudoEff in region G differs by 3.0688345 % wrt E. - Based on 1216 trks in G.
77746 P24.5.7V00fb [numevt: 360137] *LER: -0.54337807 DCH hits/trk diff in region G wrt E. - Based on 1550 trks in G
77848 P24.5.7V00fb [numevt: 212260] *LER: -0.52086669 DCH hits/trk diff in region G wrt E. - Based on 1162 trks in G
77924 P24.5.7V00fb [numevt: 43189] *The x beamspot mean position (54.413723) is more than 50 mu away from zero ! [549]
77951 P24.5.7V00fb [numevt: 714325] *HER: PseudoEff in region F differs by -3.3796548 % wrt E. - Based on 1311 trks in F.
***HER: 0.50562958 DCH hits/trk diff in region F wrt E. - Based on 1693 trks in F**
77953 P24.5.7V00fb [numevt: 160907] *LER: -0.61816345 DCH hits/trk diff in region G wrt E. - Based on 1004 trks in G
77975 P24.5.7V00fb [numevt: 323796] *LER: -0.68612986 DCH hits/trk diff in region F wrt E. - Based on 1061 trks in F
77998 P24.5.7V00fb [numevt: 1049674] *HER: PseudoEff in region F differs by -3.3593177 % wrt E. - Based on 1163 trks in F.
78010 P24.5.7V00fb [numevt: 375134] *LER: -0.52629959 DCH hits/trk diff in region F wrt E. - Based on 1103 trks in F
78162 P24.5.7V00fb [numevt: 1628249] *HER: PseudoEff in region F differs by -3.3143182 % wrt E. - Based on 1942 trks in F.
78169 P24.5.7V00fb [numevt: 1036273] *HER: PseudoEff in region F differs by -3.1276282 % wrt E. - Based on 1801 trks in F.
78199 P24.5.7V00fb [numevt: 358410] *LER: -0.59862839 DCH hits/trk diff in region F wrt E. - Based on 1028 trks in F
78209 P24.5.7V00fb [numevt: 1643707] *HER: PseudoEff in region F differs by -3.2455112 % wrt E. - Based on 1780 trks in F.
78211 P24.5.7V00fb [numevt: 1684180] *HER: PseudoEff in region F differs by -4.2742196 % wrt E. - Based on 1884 trks in F.
78215 P24.5.7V00fb [numevt: 338959] *LER: 0.61341445 DCH hits/trk diff in region F wrt E. - Based on 1674 trks in F
78237 P24.5.7V00fb [numevt: 198300] *HER: PseudoEff in region F differs by -4.0856449 % wrt E. - Based on 1088 trks in F.
78238 P24.5.7V00fb [numevt: 579401] *HER: PseudoEff in region F differs by -5.7952687 % wrt E. - Based on 1037 trks in F.

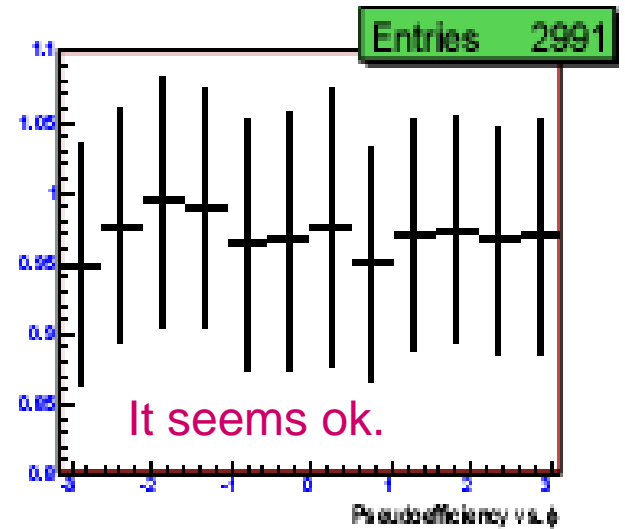
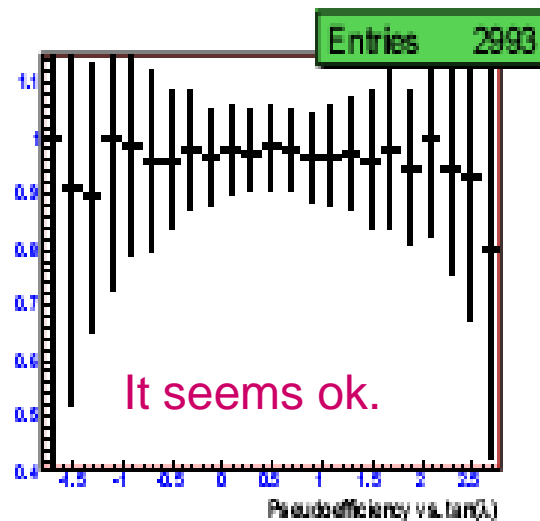
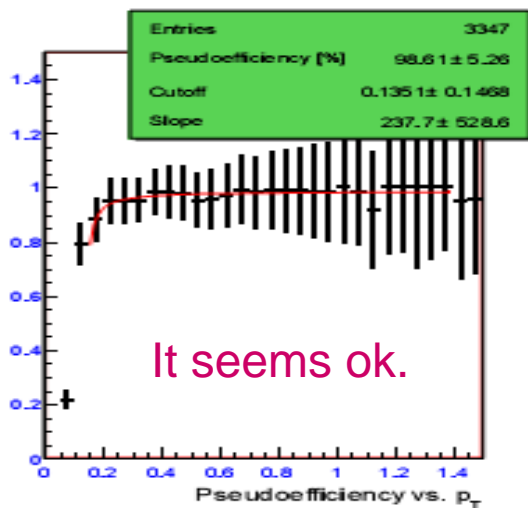
➤ Most of the warnings are related to trickle plots. Two examples are mentioned in the next two slides.

Run 77484: The Pseudo-Efficiency (84.217757%) is less than 91%

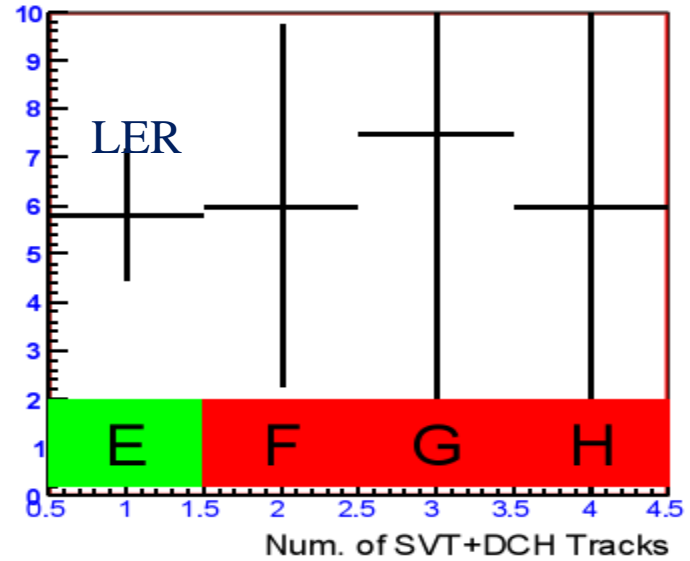
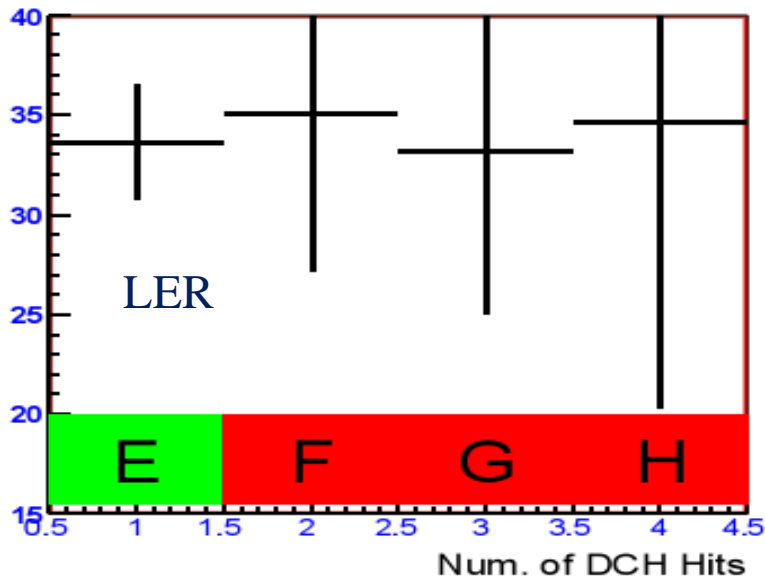


➤ According to Yanyan instruction, yellow and red regions should not receive more “hits” than the safe region (green).

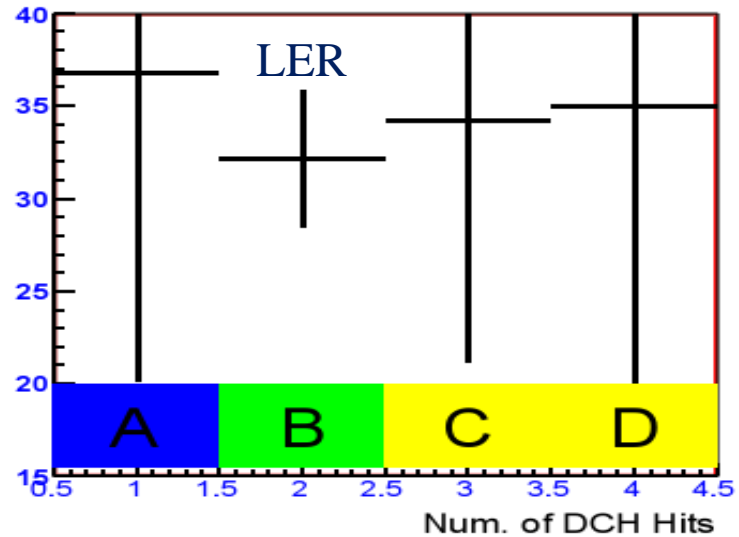
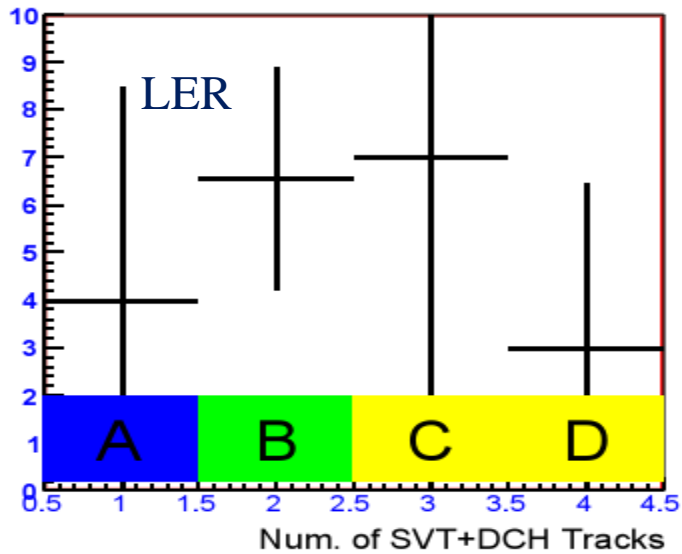
➤ However, this plot shows that it has very large statistical error.



Run 77975: LER: -0.68612986 DCH hits/trk diff in region F wrt E. - Based on 1061 trks in F



Run 78199: LER: -0.59862839 DCH hits/trk diff in region F wrt E. - Based on 1028 trks in F



Run 77924 (seems ok)
Marked flawed due to the beam shift
S(x) mean = 43.22 um (50 warning)

